

Town of Apple Valley, California  
*A Better Way of Life*



Apple Valley Civic Center

HMC

# Annual Budget

**Fiscal Year**  
**July 1, 2007 - June 30, 2008**



*Town of Apple Valley*  
Fiscal Year 2007/08  
Annual Budget

*Town Officials*

*Town Council*

Rick Roelle  
Mayor

Timothy J. Jasper – Mayor Pro-Tem

Scott Nassif

Bob Sagona

Peter W. Allan

*Town Staff*

Bruce Williams  
Town Manager

Patty Saady, Deputy Town Manager  
William Pattison, Finance Director/Treasurer  
Neal Singer, Town Attorney  
Dennis Cron, Public Services Director  
Gina Whiteside, Municipal Services Director

LaVonda Pearson, CMC, Town Clerk  
Captain John McMahon, Chief of Police  
Kenneth Henderson, Director of Economic,  
Community Development / Executive Director  
Redevelopment Agency

*This Page Left Blank Intentionally*

Fiscal Year 2007/08 Annual Budget  
Table of Contents

Introduction.....	1	Public / Community Services	
Summary of Key Points.....	5	Summary & Organizational Chart.....	98-99
State Required Resolutions.....	15	Public Services Administration.....	100
Organizational Chart.....	21	Animal Control.....	103
Master Staffing Plan.....	22	Animal Shelter.....	107
Five Year Capital Improvement Program.....	27	Code Enforcement.....	111
Summary of All Funds.....	30	Community Development	
Summary of General Fund.....	31	Summary & Organizational Chart.....	118-119
Summary of Transfers to Other Funds.....	32	Planning.....	120
General Fund Revenues.....	33	Building & Safety.....	124
General Government		Engineering.....	126
Summary & Organizational Chart.....	43-46	Restricted Funds	
Town Council.....	47	Restricted Funds Summary.....	130
Public Information.....	49	Street Maintenance/Gas Tax.....	131
Town Manager.....	54	Local Transportation Fund.....	137
Deputy Town Manager.....	57	Capital Improvement Program.....	138
Town Clerk.....	61	Measure I.....	140
Town Attorney.....	64	Waste Management.....	144
Municipal Services.....	65	Wastewater.....	148
Administrative Services.....	71	General Government Facilities- Infrastructure.....	156
Finance.....	75	Debt Service Fund COP's.....	157
General Government.....	79	Parks & Recreation Organizational Chart.....	160
Public Facilities.....	82	Parks & Recreation.....	161
Public Safety		Quimby Fund.....	177
Summary & Police Organizational Chart.....	88-89	Municipal Services Grant Fund.....	178
Public Safety/Sheriff.....	90	Economic & Community Development/RDA/CDBG	
Emergency Preparedness.....	93	Summary & Organizational Chart.....	183-184
		State Required Resolution.....	185
		Economic & Community Dev./RDA/CDBG.....	187

*This Page Left Blank Intentionally*



Artist's rendering of Civic Center Park including future elements in red

# Introduction

Aerial view of Civic Center Park Spring 2007



*This Page Left Blank Intentionally*



# *Town of Apple Valley*

July 1, 2007

Honorable Mayor and Members of the Town Council  
Town of Apple Valley  
14955 Dale Evans Parkway  
Apple Valley, CA 92307

RE: Fiscal Year 2007/08 Budget Message

Transmitted herewith is the adopted budget of the Town of Apple Valley for Fiscal Year 2007/08. The budget is balanced and, I believe, reflects the policies established by the Town Council's vision of Apple Valley as an upscale community with high quality residential character. The Town Council's Vision 2010, which establishes this year's Goals and Objectives in order to achieve the Council's long range vision, has been incorporated throughout the budget document.

The Town continues to be challenged by growth and the accompanying need to meet our citizens' demands to maintain and expand municipal services including capital infrastructure, recreation facilities and economic development. This budget document can be characterized as a plan to navigate the Town through next year and to respond to changes in future financial conditions. The foundation of this plan is the policy of a long-term sustainable budget, which has served the Town well in prudently managing the monies available in past years.

This year's budget reflects a higher level of service to our community than already provided. Staff increases include nineteen and a half (19.5) Full Time Equivalent (FTE) positions (including new and proposed staffing changes). Five and a half (5.5) in the general fund, two (2) of which are in Public Safety; two (2) in streets and wastewater funds, and twelve (12) in the Parks and Recreation Department, seven (7) for recreation at Civic Center Park, three (3) for maintenance at Civic Center Park, and two (2) for maintenance at all other parks. In addition to staff changes, the budget includes the continuation of expanded professional services for state and

federal advocacy, which has proven essential if the Town is to continue to be competitive in state and federal legislative and funding opportunities.

The Finance Director has prepared a more detailed summary of the Town's various departments and funds. Together, these documents provide the blueprint for the Town's programs, projects and activities to be carried out in the upcoming fiscal year. Town citizens will continue to be served well by the Town Council's vision, as reflected throughout the 2007/08 budget.

Sincerely,

*s/s Bruce Williams*

Bruce Williams  
Town Manager

# Town of Apple Valley Budget – 2007/08

## Summary of Key Points

The Total Town Budget for Fiscal Year 2007/08 is \$117,416,275 which includes the Redevelopment Agency budget of \$51,842,642. Each budget as presented is balanced with the exception of Parks and Recreation and CIP/Measure I and each manager has developed a working plan for providing excellent service to the community while continually working toward the Town Council's Vision 2010 Goals and Objectives have been included for each department as a supplement to the budget submitted. Staff has also made the adjustments for cost of living made to fees charged for services as requested and ultimately approved by the Town Council. The direction provided by the Council has enabled staff to better address the needs of not only their departments but the Town as a whole realizing their contribution to the Town as a whole. This proposed budget, as presented, accomplishes those directives.

Nineteen and a half (19.5) Full Time Equivalent (FTE) positions (including new and proposed staffing changes) have been budgeted five and a half (5.5) in the general fund, two (2) of which are in Public Safety; two (2) in streets and wastewater funds, and twelve (12) in the Parks and Recreation Department, seven (7) for recreation at Civic Center Park, three (3) for maintenance at Civic Center Park, and two (2) for maintenance at all other parks.

Employee Salaries and Benefits, as pointed out throughout the budget have been increased by a cost of living and step increases as directed by Council policy.

### **General Fund**

**Total Budget - \$19,430,069**

#### **General Fund Revenues**

- Revenues are projected at a conservative level due to uncertainty in residential construction activity. However, even with a conservative estimation of revenues, they are still sufficient to meet the needs of the General Fund without reducing reserves. They provide sufficient funds to provide the Town Council with the necessary contingencies to address unanticipated expenditures to continue efforts to attain those Goals and Objectives as outlined in Vision 2010. In Fiscal Year 2006/07 expenditures are anticipated to exceed revenues by approximately \$630,000, however, the Fiscal Year 2007/08 budget is projected to have revenues meet expenditures. Local tax revenues are expected to increase from a budgeted amount of \$11,875,000 in Fiscal Year 2006/07 to \$13,749,144 in Fiscal Year 2007/08 due to anticipated increases in property tax, and

sales tax revenues as demonstrated during Fiscal Year 2006/07 year to date receipts and the anticipated opening of the Super Target in late July and a full year of sales tax receipts for Lowe's and Home Depot.

### **Town Council**

- The Town Council is responsible for policy direction and the legislative activity of the community. Town Council provides direction to Town staff, through the Town Manager, as to the policy direction and legislative agenda and related issues to the Town. The Town Council budget continues to reflect the enhanced legislative advocacy by the Council at both State and Federal levels.

### **Public Information**

- This budget reflects the Council's desire for more public notice to the community of activity in the Town including the continuation of a bi-monthly newsletter. The Events Coordinator works closely with the Public Information Officer and as a result is now charged directly to this department. Many of the "town" events have been transferred to this account as well. As in previous years not only have the number of events significantly increased, but public attendance has far surpassed expectations. The proposed changes in the budget this year relate to the increasing costs of special events, and the addition of the concerts in the park series for the new amphitheater.

### **Town Manager**

- The office of the Town Manager is responsible for the management of the Town services implementing those programs and activities directed by the Town Council. The Town Manager is directly responsible for all activities of the Town in addition to providing primary contact to the Town's citizens and responding to their needs. The Town Manager monitors state and federal legislation affecting the Town and advises the Town Council.

### **Deputy Town Manager**

- This department is responsible for assisting in the day to day management of Town activities and providing the Town Manager direct assistance in achieving goals and objectives directed by the Town Council. As recommended in the Citygate Organizational Analysis, the Deputy Town Manager has assumed the duties of coordinating Capital Projects in relation to the Five Year Town Wide Capital Improvement program which is included as part of the Town Budget document. The Deputy Town Manager is also responsible for the comprehensive risk management program including claim review and monitoring. The Deputy Town Manager is designated as the Risk Manager for the Town of Apple Valley.

### **Town Clerk**

- The Clerk's office is responsible for maintaining the official records of the Town and all respects connected with that record keeping, preparing the official minutes and serving the public when information requests are received. The Town Clerk serves as the Election Official, Notary Public, and performs all duties imposed by the California Political Reform Act (FPPC) and maintains the Town's Municipal Code. Included in this years budget request are funds (\$12,000) to expand the filing capabilities in the files storage area and (\$8,000) for the update of the Municipal Code.

### **Town Attorney**

- The Town Attorney is responsible for advising the Town Council and staff on legal matters that may affect the Town. As in the past, this Fiscal Year, all General Fund legal expenses are charged to this account to better monitor the total cost of legal services in non restricted departments in the Town. In review of the total Town budget, legal expenses will be included in other areas for those restricted funds that are outside the General Fund.

### **Municipal Services**

- The Municipal Services Department directs the administration of the animal control, animal shelter, waste management, transit, code enforcement and grant administration programs of the Town of Apple Valley. In addition, Municipal Services is responsible for coordinating construction management of Civic Center Park and directing the activities of the Apple Valley Community Resource Foundation. The department is instrumental in identifying alternative funding sources, including grants, which assist in implementing projects that fulfill the Council's Vision 2010. The department maintains close liaison with representatives from Federal, State and Local Government agencies to closely analyze and monitor opportunities that will provide funds for priority projects.

### **Administrative Services**

- The Administrative Services Department coordinates a comprehensive personnel program including all aspects of position classification, compensation, administration, recruitment, placement, evaluation and training, coordinates employee benefits program and provides professional and technical assistance to employees and managers. The Administrative Services Department is also responsible for the coordination of data processing activities for all Town Departments including coordinating the purchase of all computer and network equipment, conducting computer software and equipment analysis for all departments; providing training for a variety of computer software applications; maintaining the local area network; the Town's phone system and security system. Included in this year's budget request is the implementation of a Voice Over IP (VOIP) phone system. The existing phone equipment will not be able to support the Town's due to the inability for expansion,

the existing equipment has be expanded to its capacity. Changing to the VOIP will afford Town staff the ability to perform business functions with greater efficiency and productivity. Also included in the budget request in the Administrative Services department is the request for an additional Information Services Tech to support the needs of all Town departments.

### **Finance**

- The Finance Department is responsible for the coordination of the Town's annual budget, issues financial reports, and administers the disbursement of Town funds in accordance with adopted fiscal policies and internal control procedures. Program activities for the department include: Financial planning and reporting, Coordination of the annual budget; preparing the comprehensive annual financial report (CAFR); coordinating annual and special audits. Processing the Town's employee payroll; filing monthly and annual reports with taxing authorities and regulatory agencies; coordinating employee benefit coverage and reporting with the Administrative Services Department; processing payments for insurance benefits and withheld taxes; providing payroll statistics to various departments and agencies. Accounts Payable, processing the Town's accounts payable and issuing checks to vendors; filing annual reports required by regulatory agencies; reviewing internal controls and adhering to established procedures. The Finance Department budget request includes a capital outlay item for the upgrade of the current accounting system used by the department, the upgrades will allow departments to input budget requests directly into the accounting system, and will allow the Finance Department the ability to record encumbrances against existing budgets to more truly reflect remaining fund balance month to month on revenue and expenditure status reports.

### **General Government**

- This department purchases the general operating supplies for the Town. All insurance is charged to this account, postage and credit card discount charges and general Town memberships are also charged here. However, \$50,000 has been added to this account for contingency items and special projects directed by the Town Council. Staff has also budgeted for improvements to Town Facilities in this budget including security improvements, and furniture upgrades totaling \$50,000.

### **Public Facilities**

- With the now five year old Town Hall and Police Facility, the cost associated with those facilities are now charged to this account. Because of expansions made by the Town Council in these areas, the costs have increased proportionately. Also, Building Maintenance is performed by in-house staff and Town supplies. The debt service for Town Hall is also included in this budget. \$100,000 has been budgeted for the creation of a backup Emergency Operations Center and for additional physical plant improvements to the entire Town Hall facilities. Also within the budget request is an additional Custodian due to the additional square footage added during the last fiscal year to the Police/Code Enforcement Building and the addition of the Pool in the Parks and Recreation Department.

### **Public Safety/Sheriff**

- The Sheriff budget currently represents approximately 48% of the General Fund Expenditures. Included in this budget is an increase of over \$750,000 as a result of a new Public Safety contract awarded by the County and the addition of one sworn officer and one Sheriff's Service Specialist. It has been projected that this increase will continue and total approximately \$800,000 annually each year not including additional staffing increases. This year again an additional \$34,000 has been budgeted for proactive law enforcement and education on Apple Valley Road and the addition of one full time sworn officer and the retention of the additional six sworn officer last fiscal year giving a total of staff of 63 with 49 sworn positions in the department.

### **Emergency Preparedness**

- This budget represents the Town's share of the cost associated with the maintenance and operations related to disaster preparedness. This program is critical asset of the Town. In the event of an emergency as the Town has already experienced on several occasions since incorporation including in Fiscal Year 2004/05, this program has proven an essential tool in providing citizen and public safety assistance. Also, without this program in place, the Town would risk loss of critical Federal Emergency Management Assistance (FEMA) reimbursement funds as received in the past. The expenditure for the full-time Emergency Services Manager are divided equally between the Town and the Apple Valley Fire Protection District.

### **Public Services/Administration**

- This department is responsible for managing and administering a comprehensive public service program for the Town including street maintenance and wastewater. Public Services Administration is responsible for overseeing the daily operation of the departments mentioned above and include the following: establishing policies and procedures; monitoring work flow and performance levels; administration of consultant contracts. In addition to providing administrative services to the department programs, Public Services staff serves as the designated contact with the VVWRA joint powers authority for sewage treatment and disposal services. Based on the classification study, the Public Services Director will be taking over the operations of the Parks and Recreation Department.

### **Animal Control**

- The Animal Control Division is responsible for the administration and enforcement of State, and Town adopted codes and ordinances related to animals. This responsibility includes meeting all State mandates for the control of rabies, and humane care of the animals. In 2002 the division responded to a total of 3,670 calls for service, in 2006 the division responded to 5,197

calls for service. This represents a 42% increase in calls for service. Early estimates for 2007 calls for service are estimated to be approximately 5,500. In addition, animal control is open six days a week, providing increased service to the residents of the Town. To ensure adequate coverage at the animal control counter and quality customer service, the budget submitted requests changing a part-time Senior Clerk Typist to a full-time Animal control Technician, which will be supported by both the Animal Control and Shelter budgets and the addition of an Animal Control Officer.

### **Animal Shelter**

- The Animal Shelter is responsible for the care and welfare of animals impounded and housed at the Town's Animal Shelter. The goal of the department is to house and care for all animals impounded or placed in the facility until the animals are returned to the owner, or adoptable animal's placed with a new owner. This includes spay or neuter of all adopted animals and providing all necessary vaccinations to dogs and cats less than 1 year of age when admitted to the shelter. Included in this years budget request are funds to improve the shelter and customer service by purchasing corrals, large animal pens, portable outdoor lighting, and a horse trailer. Also requested is an Animal Shelter Attendant for the reasons mentioned above.

### **Code Enforcement**

- The Code Enforcement Department is responsible for the administration and enforcement of the uniform codes and Town adopted laws and ordinances. There are three components to the Code Enforcement Department: Reactive, Proactive, and Problem Oriented Policing (POP). The property maintenance inspection program has been expanded to include single family housing rentals. To adequately staff this program the Council approved during the fiscal year 2006/07 an additional officer and a part-time code enforcement technician, which have been included in this budget. Code Enforcement has also increased coverage on Saturdays. To assist with the supervision of employees on Saturdays, a Senior Code Enforcement Officer position is being proposed to replace an existing Code Officer position.

### **Planning**

- The planning division continues to experience increasing demands for services at the public counter, over the phone, providing Plan Check Services, revising Development Code, assisting in Code Enforcement activities. This Fiscal Year's Budget does not add an additional position. Current levels should be sufficient to meet the continuing demands of the department, Council and citizens. This year \$582,000 has been included in the budget for the General Plan Update. In addition, \$500,000 will be requested to proceed with the Habitat Conservation Plan which will be reimbursed to the Town by a fee collected from developers.



## **Building & Safety**

- The Building Services division continues as a contracted service through Charles Abbott & Associates. The cost associated with these services is in direct relationship with building activity in the community. The Town, by contract, pays 65% of fees collected to Abbott with the balance offsetting costs associated with Community and Economic Development services. Fiscal Year 2007/08 has continued to be one of the most active since incorporation and even though continued growth is anticipated, both revenue and expenditure amounts have been reduced to reflect continued conservative projections.

## **Engineering**

- Costs for General Fund Engineering services have remained constant for several years. These relate to services which generate revenues to offset approximately 70% of the cost. The remaining costs relate to special services provided to other General Fund department activity.

## **Street Maintenance Fund**

**Total Budget - \$1,468,000**

- The budget calls for an aggressive street maintenance program including over \$1,500,000 in street repairs, paving & sealing and street sweeping. Revenue comes from two major sources: Gas Taxes, Proposition 42 Traffic Congestion Relief Funds and Local Transportation Funds. Total expenditures in the fund are offset by a transfer in from the Local Transportation Fund. Total Street Maintenance Fund expenditures are approximately \$4,078,500. An additional Maintenance Worker I position is included in this year's budget to satisfy the EPA and NPDES requirement for inspection of the Town's dry well systems and relieve the workload of the Street Maintenance Department. A new vehicle has been added for this employee as well as an additional vehicle to replace an older vehicle that is in service currently.

## **Local Transportation Fund**

**Total Budget - \$2,637,792**

- All of the expenditures in this budget (\$2.637 million) reflect a transfer of SB325/Article 8 funds to the street maintenance programs. There is currently a fund balance of \$3,157,500 and expected revenues of \$1,700,000 in SB325 and interest earnings of \$125,000 are expected to be received in fiscal year 2007/08, leaving an expected fund balance at the end of fiscal year 2007/08 of \$2,371,800.

## **Capital Improvement/Measure I Fund**

**Total Budget – \$9,557,768**

- Several projects are planned or in progress from Measure I, TIF Fees and special grants received by the Town. It is anticipated that the Town will spend over \$1,900,000 on various paving projects throughout the community and \$7,650,000 completing various Apple Valley Road improvements from Bear Valley to Stoddard Wells Road providing additional freeway access to the Town.

## **Waste Management Fund**

**Total Budget – \$8,537,761**

- With the Solid Waste Disposal agreement with the County, the Council has directed funds be set aside to offset future increase in landfill rates with the balance subsidizing special programs including the Household Hazardous Waste program and CRT Collection Program. Continuing with the direction of Town Council to obtain voluntary involvement from the business community in recycling efforts, staff will be implementing a comprehensive educational program for commercial recycling. Beginning in fiscal year 2007/08, the Municipal Services Department will offer free “waste audits” to businesses to see if they are missing opportunities to recycle and save money. Staff will contact individual businesses and the Chamber of Commerce to make this service available to the business community.

## **Wastewater Enterprise Fund**

**Total Budget – \$5,670,081**

- This program operates the Town’s Sewer collection and transmission systems, and performs feasibility studies and design engineering necessary to determine how an area may best receive sewer service. As in past years, the Sewer Replacement Fund has been budgeted to provide necessary improvements to the existing system. Included in this years budget is the request for one additional Maintenance Worker III. Sewage treatment costs are increased due to the pass-through cost increase of approximately 25% from the VVWRA. The budget also includes capital expenditures to replace one existing vehicle and purchase one new vehicle to add to the fleet; replace two pumps at the 2A-1 lift station, and install emergency by-pass equipment at AD2B and 2A-2 lift stations. Other capital expenditures include the upgrade of the Town’s twenty year old telemetry system radios for all sewer lift stations, and replacement of two obsolete Programmable logic controllers at the AD-3A lift station. Staff is also requesting a new vacuum jet rodder sewer cleaning truck to maintain the aggressive cleaning schedule in conformance with new State mandated performance standards.

## **General Government Facilities**

**Total Budget - \$11,600,000**

- During the 2006/07 fiscal year the Town Council approved the issuance of Certificates of Participation in the amount of \$11,600,000 to finance and build the Town Hall Annex. This project is expected to being in early 2008 and take approximately 18 months to complete.

## **Parks & Recreation/Grant Funds**

**Total Budget –\$5,599,647**

- The Park and Recreation Department is responsible for managing the operation, maintenance, repairs and renovations of all Town owned parks, Town Hall, Police Department, Municipal Services Department, the James A. Woody Community Center and gymnasiums and the Civic Center Aquatic Center. In addition the department coordinates and implements a vast community recreation program. To better manage departmental expenditures, all Grant and Quimby related funds have been budgeted separately. Included in this years budget request are the following personnel requests: One Maintenance Worker II to oversee grounds maintenance operations at Town Hall and Civic Center Park. (21 acres). Funded 9 months. Two Maintenance Worker I; one to assist in the grounds maintenance operations at Town Hall and Civic Center Park; one to assist with general park maintenance support at all Town-wide parks. Part-time staffing requests: One additional FTE for Maintenance Aides to provide additional park support at Town-wide parks; Recreation Leaders I and II, increased hours to reflect the increase in the After School Program sites; ( 5 sites to 9 sites); all part-time positions related to the Aquatics Center operations have increased due to programming the Civic Center Park Aquatic Center for its first summer of full operations. As in the past expenditures are expected to exceed revenues by approximately \$1,350,000 in fiscal year 2007/08.

## **Economic & Community Development/Redevelopment Agency/CDBG**

**Total Budget – \$51,842,642**

- This year as in previous Fiscal Years, in an attempt to better recognize expenditures in the various areas of Economic and Community Development, ten different funds have been established, each with a specific purpose. Town Council approved the issuance of tax allocation bonds in both the VVEDA and PA2 project areas. These bond proceeds have been budgeted to construct a new Public Works Facility estimated to cost \$7,000,000 and a new Animal Care/Control Facility at a cost of \$8,000,000. There are also bond proceeds set aside for road projects, \$13,000,000 for the Yucca Loma Bridge project and \$6,000,000 for the completion of Apple Valley Road. The only proposed staffing change is to increase the hours of the Economic Development Intern to a full-time position.

*This Page Left Blank Intentionally*

**RESOLUTION NO. 2007-31**

**RESOLUTION OF THE TOWN COUNCIL OF THE TOWN OF APPLE VALLEY, CALIFORNIA  
AMENDING RESOLUTION 2006-35 APPROVING A BUDGET APPROPRIATION AND ADOPTING THE  
BUDGET, INCLUDING THE OPERATING AND CAPITAL IMPROVEMENT BUDGET FOR FISCAL YEAR  
2007-08**

WHEREAS, the Town has been notified of funding for Capital Projects by the State and by San Bernardino Association of Governments, the following represents current funding levels and adjustments as necessary, and

WHEREAS, the Town Council of the Town of Apple Valley adopted a new employee classification plan and to better represent the cost to each department rather than funding all from one fund, and

WHEREAS, the Town Manager and Finance Director have heretofore submitted to the Town Council a proposed budget for the Town for Fiscal Year 2007-08, as the same may have been revised by the Town Council, a copy of which is attached, and copies of which are in the possession of and in the office of the Town Clerk and the Finance Director; and

WHEREAS, the said proposed budget contains estimates of the services, activities and projects comprising the budget, and contains expenditure requirements and the resources available to the Town; and

WHEREAS, the appropriations limit for the Town for Fiscal Year 2007-08 is \$26,823,731 (Twenty Six Million Eight Hundred Twenty Three Thousand Seven Hundred Thirty One Dollars), and the total annual appropriations subject to such limitation for Fiscal Year 2007-08 is estimated to be \$13,877,200; and

WHEREAS, the Town Council has made such revisions to the proposed budget as appears to be desirable; and

WHEREAS, the proposed budget, as herein approved, will enable the Town Council to make adequate financial plans and will ensure that Town officers can administer their respective functions in accordance with such plans,

NOW THEREFORE, BE IT RESOLVED BY THE TOWN COUNCIL OF THE TOWN OF APPLE VALLEY AS FOLLOWS:

SECTION 1: That the appropriation-expenditure budgeting system is hereby adopted. The system consists of:

A. Present Personnel Policies and Procedures, including salary schedules and benefits, except as hereinafter changed by resolution or ordinance of the Town Council.

B. An appropriation-expenditure system which will show budgetary categories by department.

C. This system will apply to Operating and Capital Improvement Budget expenditures as intended for use in Fiscal Year 2007-08.

D. The Town Manager is authorized to transfer Operating Budget Appropriation Balances between functions and/or programs when he deems it necessary to do so.

E. Budget system assumes existing service levels; Council approval will be required for any significant changes involving increased or decreased service levels.

F. The Director of Finance shall be responsible for constant monitoring of the budget and shall establish and implement appropriate control mechanisms necessary for said purpose, after approval of the Town Manager.

G. A monthly report shall be prepared by each department and/or project indicating any changes in service levels and the progress each entity has achieved or failed to achieve and the reasons for said status, if they have not obtained results. Each manager shall be accountable for achieving results of his/her organization unit based upon the objectives set for each unit by the Town Manager and Town Council and shall be evaluated as to their performance in an annual performance appraisal conducted by the Town Manager.

H. A deflator procedure, to be administered by the Town Manager, is hereby established for reducing appropriations in the event that projected revenues are reduced due to a reduction in the State subventions or other revenues that may fluctuate downward due to changes in economic conditions. For Fiscal Year 2007-08, the amount of Total Operating and Capital Budget Appropriation shall be reduced, as determined by the Town Manager based on his assessment of total Town needs.

I. A monthly status report will be provided to the Town Council reflecting budget, year-to-date expenditures, and percentage used by each department and fund of the Town.

SECTION 2: The proposed budget for the Town of Apple Valley for the Fiscal Year 2007-08 is hereby approved and adopted, and the amounts of proposed expenditure as specified are appropriated for the budget programs and units as herein specified.

A. The 2007-08 Operating and Capital Improvement Budget programs are hereby adopted, establishing the following expenditure levels:

## DEPARTMENT

## 2007-08 ADOPTED BUDGET

1.	Town Council	\$ 183,904
2.	Public Information	253,620
3.	Town Manager	357,162
4.	Deputy Town Manager	234,915
5.	Town Clerk	322,087
6.	Town Attorney	173,400
7.	Municipal Services	393,580
8.	Administrative Services	659,894
9.	Finance	437,999
10.	General Government	544,680
11.	Public Facilities	1,096,366
12.	Public Safety/Police	9,368,409
13.	Emergency Preparedness	83,675
14.	Public Services/Administration	106,943
15.	Animal Control Services	1,192,271
16.	Code Enforcement	1,079,060
17.	Planning Services	1,418,654
18.	Building & Safety	1,202,500
19.	Engineering Services	320,950
20.	Street Maintenance Fund (Gas Tax)	1,468,000
21.	Local Transit Fund	2,637,792
22.	Capital Improvement Projects Fund	9,557,768
23.	Waste Management Fund	8,537,761
24.	Wastewater Enterprise Fund	5,670,081
25.	General Gov't Facilities	11,600,000
26.	Debt Service Fund	1,072,515
27.	Parks & Recreation	5,608,920

TOTAL OPERATING &amp; CAPITAL EXPENDITURES

\$65,573,633

B. Operating and Capital Budget Revenues are hereby adopted establishing a revenue base by which Town Expenditures will be Judged:

1.	General Funds	\$19,430,069
2.	Street Maintenance Funds (Gas Tax)	1,468,000
3.	Local Transportation Funds	1,825,000
4.	Capital Improvement Projects Fund	7,553,074
5.	Waste Management Funds	8,537,761
6.	Wastewater Enterprise Funds	5,670,081
7.	General Gov't Facilities	11,600,000
8.	Debt Service Fund	1,072,515
9.	Parks & Recreation Funds	4,607,172

TOTAL OPERATING AND CAPITAL REVENUES \$61,763,672

SECTION 3: Pursuant to Section 53901 of the California Government Code, within 60 days after the adoption hereof, the Town Clerk shall file a copy of this resolution with the Auditor of the County of San Bernardino.

SECTION 4: Within fifteen days after the adoption of this resolution, the Town Clerk shall certify to the adoption hereof and, as so certified, cause a copy to be posted in at least three public places within the boundaries of the Town.

APPROVED and ADOPTED by the Town Council of the Town of Apple Valley this 12<sup>th</sup> day of June, 2007.

*s/s Rick Roelle*

ATTEST:

*s/s LaVonda Pearson*  
TOWN CLERK



**RESOLUTION NO. 2007-32**

**A RESOLUTION OF THE TOWN COUNCIL OF THE TOWN OF  
APPLE VALLEY ESTABLISHING THE 2007-08 FISCAL YEAR  
APPROPRIATION LIMIT FOR THE TOWN OF APPLE VALLEY**

WHEREAS, Article XIII B of the California Constitution and Section 7910 of the California Government Code require that each year the Town of Apple Valley shall, by resolution, establish an appropriations limit for the Town for the following fiscal year; and

WHEREAS, the Director of Finance of the Town has heretofore prepared and submitted data and documentation required for and to be used in the determination of an appropriations limit for the Town for Fiscal Year 2007-08 and such data and documentation has been available to the public for at least fifteen days prior to adoption of this Resolution; and

WHEREAS, the Town of Apple Valley has established its 2006-07 Fiscal Year Appropriation Limit of \$24,653,806 (Twenty Four Million, Six Hundred Fifty Three Thousand, Eight Hundred Six Dollars) and

Whereas, to the best of the Town's knowledge and belief the State Department of Finance figures reflect the following statistics relevant to the calculation of the Fiscal Year 2007-08 Appropriation Limit:

Per Capita Personal Income Change for Fiscal Year  
2006-07: plus 4.42% (Four point four two percent).

Population Adjustment for 2007: plus 4.20%  
(plus four point two Percent).

NOW, THEREFORE, IT IS HEREBY RESOLVED BY THE TOWN COUNCIL OF THE TOWN OF APPLE VALLEY AS FOLLOWS:

Section 1. Based on the foregoing figures and the provisions of Article XIII B of the Constitution of the State of California, the following figure accurately represents the 2007-08 Fiscal Year Appropriation Limit of the Town of Apple Valley to be \$26,823,731 (and said sum is hereby determined and established as the appropriation limit for the Town of Apple Valley for Fiscal Year 2007-08).

Section 2. The Town Clerk shall certify to the passage of the Resolution.

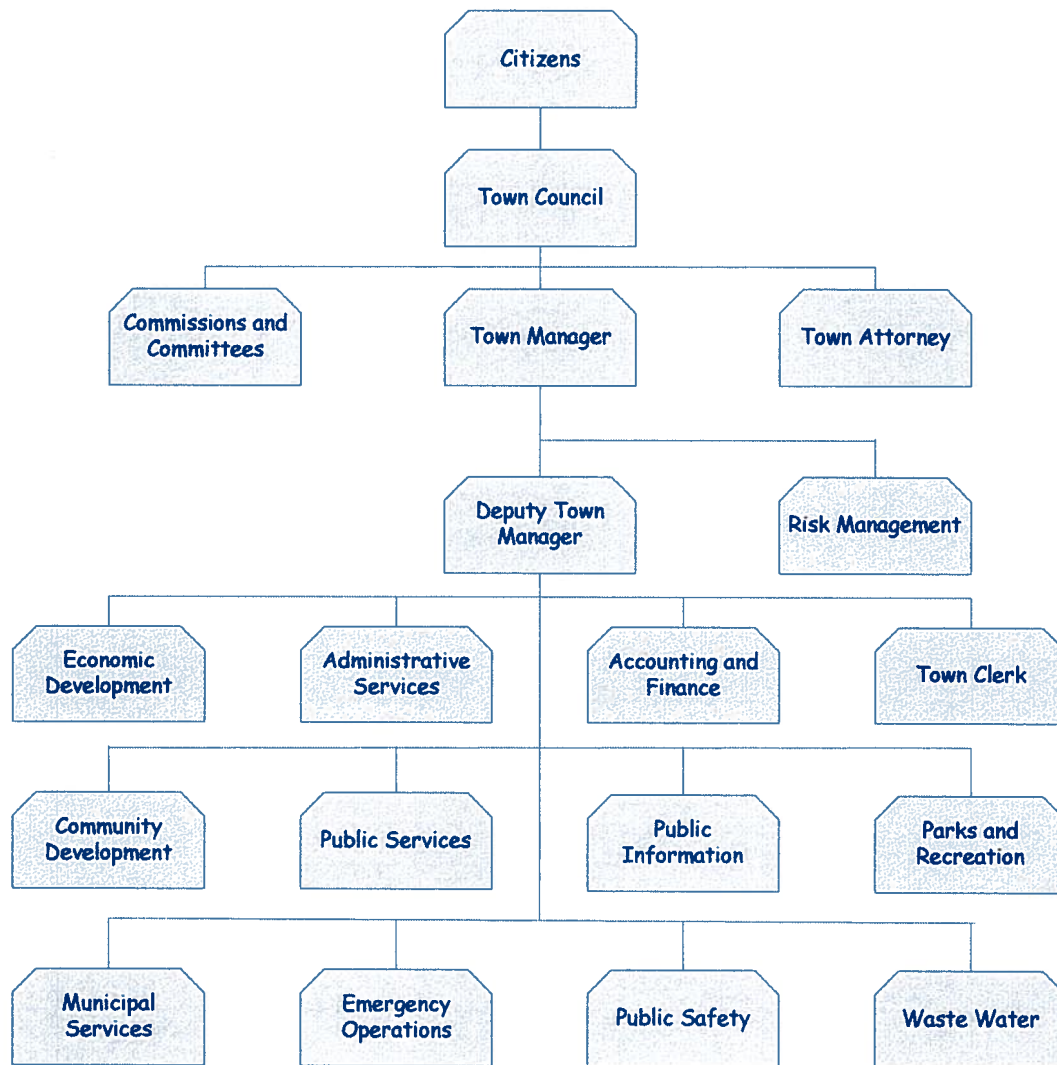
APPROVED and ADOPTED by the Town Council of the Town of Apple Valley this 12<sup>th</sup> day of June, 2007.

*s/s Rick Roelle*  
MAYOR

ATTEST:

*s/s LaVonda Pearson*  
TOWN CLERK

# TOWN OF APPLE VALLEY ORGANIZATION CHART 2007-2008



**Town of Apple Valley**  
**Master Staffing Plan FY 2007-08**

Job Classification	# of Positions Budgeted	Position % of Fulltime (FTE)	Budgeted FTE's	Salary Range
--------------------	-------------------------	------------------------------	----------------	--------------

**Department: Town Manager**

Town Manager	1	100%	1.00	NR
Administrative Analyst I/II	1	50%	0.50	58/62
Executive Secretary	1	100%	1.00	50

**Department: Deputy Town Manager**

Deputy Town Manager	1	100%	1.00	93
Administrative Analyst I/II	1	100%	1.00	58/62

**Department: Public Information**

Public Information Officer	1	100%	1.00	62
Public Relations Specialist	1	100%	1.00	51
Event Coordinator	1	100%	1.00	48

**Department: Town Clerk**

Town Clerk	1	100%	1.00	70
Deputy Town Clerk	1	100%	1.00	49
Records Technician	1	100%	1.00	38

**Department: Municipal Services**

Director of Municipal Services	1	100%	1.00	86
Municipal Services Manager	1	100%	1.00	70
Grant Specialist	1	100%	1.00	51
Administrative Secretary	1	100%	1.00	46
Secretary	1	100%	1.00	41

**Town of Apple Valley**  
**Master Staffing Plan FY 2007-08**

Job Classification	# of Positions Budgeted	Position % of Fulltime (FTE)	Budgeted FTE's	Salary Range
--------------------	-------------------------	------------------------------	----------------	--------------

**Department: Administrative Services**

Administrative Services Manager	1	100%	1.00	74
Human Resources Coordinator	1	100%	1.00	55
Information System Supervisor	1	100%	1.00	62
Information System Specialist	2	100%	2.00	55
Senior Office Assistant	1	100%	1.00	33

**Department: Finance**

Director of Finance	1	100%	1.00	87
Assistant Director of Finance	1	100%	1.00	74
Accountant I/II	1	100%	1.00	52/55
Accounting Technician	2	100%	2.00	49
Account Clerk I/II	2	100%	2.00	36/38
Customer Service Representative	1	100%	1.00	38
Office Assistant	1	100%	1.00	33

**Department: Economic Development**

Director of Economic & Community Development/Executive Director	1	100%	1.00	90
Assistant Director of Economic Development and Housing	1	100%	1.00	77
Housing Program Supervisor	1	100%	1.00	64
Economic Development Specialist I/II	1	100%	1.00	58/63
Housing and Comm. Dev. Specialist I/II	1	100%	1.00	58/63
Economic Development Assistant	1	100%	1.00	51
Intern (P/T)	1	50%	0.50	25

**Town of Apple Valley**  
**Master Staffing Plan FY 2007-08**

Job Classification	# of Positions Budgeted	Position % of Fulltime (FTE)	Budgeted FTE's	Salary Range
--------------------	-------------------------	------------------------------	----------------	--------------

**Department: Public Services Administration**

Director of Public Services	1	100%	1.00	86
Administrative Secretary	1	100%	1.00	46

**Department: Public Works / Street Maintenance**

Public Works Supervisor	1	100%	1.00	57
Sr. Maintenance Worker	1	100%	1.00	46
Public Services Technician	1.5	100%	1.50	41
Maintenance Worker II	1	100%	1.00	40
Maintenance Worker I	3	100%	3.00	36

**Department: Public Works / Wastewater**

Public Works Supervisor	1	100%	1.00	57
Sr. Maintenance Worker	1	100%	1.00	46
Public Services Technician	1.5	100%	1.50	41
Maintenance Worker II	1	100%	1.00	40
Maintenance Worker I	4	100%	4.00	36

**Department: Public Services/Parks**

Parks Supervisor	1	100%	1.00	57
Sr. Maintenance Worker	2	100%	2.00	46
Maintenance Worker II	5	100%	5.00	40
Maintenance Worker I	4	100%	4.00	36

**Town of Apple Valley**  
**Master Staffing Plan FY 2007-08**

Job Classification	# of Positions Budgeted	Position % of Fulltime (FTE)	Budgeted FTE's	Salary Range
--------------------	-------------------------	------------------------------	----------------	--------------

**Department: Code Enforcement**

Code Enforcement District Supervisor	2	100%	2.00	57
Senior Code Enforcement Officer	1	100%	1.00	53
Code Enforcement Officer II	7	100%	7.00	49
Community Enhancement Officer	0.5	100%	0.50	42
Code Enforcement Technician	3	100%	3.00	41
Code Enforcement Technician (P/T)	2	50%	1.00	41

**Department: Animal Control**

Animal Control Supervisor	1	100%	1.00	57
Senior Animal Control Officer	1	100%	1.00	53
Animal Control Officer II	3	100%	3.00	49
Animal Control Technician	2.5	100%	2.50	41

**Department: Animal Shelter**

Animal Shelter Supervisor	1	100%	1.00	57
Registered Veterinary Technician	1	100%	1.00	47
Animal Control Technician	2.5	100%	2.50	41
Animal Shelter Attendant	4	100%	4.00	36

**Department: Planning**

Asst. Dir. of Community Development	1	100%	1.00	77
Principal Planner	1	100%	1.00	70
Senior Planner	2	100%	2.00	64
Associate Planner	2	100%	2.00	58
Administrative Secretary	1	100%	1.00	41
Intern (P/T)	2	50%	1.00	25

**Town of Apple Valley**  
**Master Staffing Plan FY 2007-08**

Job Classification	# of Positions Budgeted	Position % of Fulltime (FTE)	Budgeted FTE's	Salary Range
--------------------	----------------------------	---------------------------------	-------------------	--------------

**Department: Community Services**

Community Services Manager	1	100%	1.00	70
Recreation Supervisor	3	100%	3.00	52
Administrative Secretary	1	100%	1.00	46
Sr. Maintenance Worker	1	100%	1.00	46
Maintenance Worker II	1	100%	1.00	40
Custodian	4	100%	4.00	37
Maintenance Worker I	2	100%	2.00	36
Office Assistant	3.5	100%	3.50	33
Pool Manager (P/T)	1	36%	0.36	31
Assistant Pool Manager	1	46%	0.46	27
Event Assistant (P/T)	2	50%	1.00	25
Maintenance Aide (P/T)	3	50%	1.50	24
Recreation Assistant (P/T)	1	48%	0.48	23
Lifeguard (Various P/T)	N/A	N/A	4.70	19
Recreation Leader II (P/T)	N/A	N/A	5.43	19
Recreation Leader I (P/T)	N/A	N/A	6.91	13

<b>Totals</b>	<b>133</b>		<b>142.84</b>	
---------------	------------	--	---------------	--



**Town of Apple Valley  
Capital Improvement Program  
FY 2007-2008 Through FY 2011-2012**

Projects	07/08	08/09	09/10	10/11	11/12	Totals
<b>Road Projects</b>						
<b>Preliminary Design</b>						
Yucca Loma Bridge	427,000	-	-	-	-	427,000
High Desert Corridor	100,000	100,000	100,000	100,000	100,000	500,000
AV Road North Phase 2B	224,500	-	-	-	-	224,500
Hwy 18 West End Widening (Phase 1, AVR Realignment)	300,000	-	-	-	-	300,000
Central Road	-	650,000	-	-	-	650,000
Waalew Road	-	250,000	-	-	-	250,000
Dale Evans Parkway	-	1,000,000	-	-	-	1,000,000
Bear Valley Road (Navajo to west)	-	1,200,000	-	-	-	1,200,000
<b>Full Design</b>						
Yucca Loma Bridge	13,000,000	-	-	-	-	13,000,000
Hwy 18 West End Widening (Phase 1, AVR Realignment)	-	300,000	-	-	-	300,000
Thunderbird Road (Dale Evans Pkwy to Rancherias)	-	-	175,000	-	-	175,000
Deep Creek Road	-	-	200,000	-	-	200,000
<b>Construction</b>						
Paving-PMS Priorities (50% Categorical/50% Non-Categorical)	1,900,000	860,000	650,000	-	-	3,410,000
PMS - Street Maintenance Funds	-	2,000,000	2,000,000	2,000,000	2,000,000	8,000,000
AV Road Phase 1B Kanbridge Street to Yucca Loma Road	6,039,268	-	-	-	-	6,039,268
Signal - Navajo/Powhatten	192,000	-	-	-	-	192,000
Kiowa Rd Widening (Sitting Bull to Yucca Loma)	685,000	-	-	-	-	685,000
Navajo Road Widening (SR18 to Waalew Rd)	2,265,000	-	-	-	-	2,265,000
Corwin Road Widening (SR18 to AV Airport)	1,275,000	-	-	-	-	1,275,000
Hwy 18 West End Widening (Phase 1, AVR Realignment)	-	-	4,000,000	-	-	4,000,000
Yucca Loma Bridge	-	-	-	90,000,000	-	90,000,000
Lafayette Road, Gustine Street, Burbank Street	-	4,000,000	-	-	-	4,000,000
Hwy 18 West End Widening (AVR to TAO)	-	3,000,000	4,000,000	11,000,000	-	18,000,000
Deep Creek Road	-	-	-	2,000,000	-	2,000,000
Bear Valley Road (Navajo West)	-	-	-	4,500,000	-	4,500,000
<b>Road Total</b>	26,407,768	13,360,000	11,125,000	109,600,000	2,100,000	162,592,768

**Town of Apple Valley  
Capital Improvement Program  
FY 2007-2008 Through FY 2011-2012**

Projects	07/08	08/09	09/10	10/11	11/12	Totals
<b>Park Projects</b>						
<b>Civic Center Park</b>						
Landscaping	558,763	50,000	25,000	25,000	25,000	683,763
Pool Improvements	200,000	500,000	500,000	100,000	100,000	1,400,000
Volleyball, tennis courts, Memorial Park, Shade Structures	990,000	25,000	25,000	50,000	-	1,090,000
Playground	16,762	-	50,000	-	-	66,762
Trash Cans	16,341	-	-	-	-	16,341
Community Center	-	2,000,000	2,000,000	-	-	4,000,000
<b>Brewster Park</b>						
Sand for Expansion Area	58,000	-	-	-	-	58,000
Organic matter for expansion area	5,800	-	-	-	-	5,800
Backstop concrete pad and trees	20,000	-	-	-	-	20,000
Shade structures for group picnic areas	25,000	-	-	-	-	25,000
Tot Lot	15,000	-	-	-	-	15,000
10 soccer goals	30,000	-	-	-	-	30,000
<b>Horseman's Center</b>						
Telemetry system	10,000	-	-	-	-	10,000
Replacement of perimeter fencing	25,000	-	-	-	-	25,000
ADA restroom renovations	6,000	-	-	-	-	6,000
<b>James Woody Community Center</b>						
Repair of Auditorium Stage Lighting	2,500	-	-	-	-	2,500
New stage curtain and hardware	14,000	-	-	-	-	14,000
<b>James Woody Gymnasium</b>						
Mini-Gym fluorescent lighting	6,000	-	-	-	-	6,000
<b>James Woody Park</b>						
Sports Field lighting top dressing material	5,800	-	-	-	-	5,800
Backstop concrete pad and trees - Field 1	20,000	-	-	-	-	20,000
Tree Trimming	11,000	-	-	-	-	11,000
7 ADA drinking fountains and piping	12,000	-	-	-	-	12,000
Vinyl coated fencing - front playlot	6,500	-	-	-	-	6,500
Dugout renovation	143,000	-	-	-	-	143,000
New finding - east side of park	5,700	-	-	-	-	5,700
<b>Corwin Park</b>						
Tree Trimming/Removal	6,000	-	-	-	-	6,000
Shade structure	8,000	-	-	-	-	8,000
<b>Sycamore Rocks Park</b>						
Sports field top dressing material	5,800	-	-	-	-	5,800
<b>Parks Total</b>	<b>2,222,966</b>	<b>5,150,000</b>	<b>5,200,000</b>	<b>350,000</b>	<b>250,000</b>	<b>13,172,966</b>

**Town of Apple Valley  
Capital Improvement Program  
FY 2007-2008 Through FY 2011-2012**

<b>Projects</b>	<b>07/08</b>	<b>08/09</b>	<b>09/10</b>	<b>10/11</b>	<b>11/12</b>	<b>Totals</b>
<b>Public Facilities</b>						
<b>Animal Shelter</b>						
Design, engineering and construction of a purpose built Municipal Services Animal Shelter Facility	8,000,000	-	-	-	-	8,000,000
Kennel Expansion/Shade Structures	-	50,000	100,000	100,000	100,000	350,000
<b>Public Works Facility</b>						
Building - 20,000 square feet @ \$350 / square foot	7,000,000	-	-	-	-	7,000,000
<b>Town Hall</b>						
Town Hall Expansion	11,000,000	-	-	-	-	11,000,000
<b>Solid Waste</b>						
HHW Facilities	300,000	-	-	-	-	300,000
<b>Other</b>						
Bus Shelter	15,000	-	-	-	-	15,000
<b>Public Facilities Total</b>	<b>26,315,000</b>	<b>50,000</b>	<b>100,000</b>	<b>100,000</b>	<b>100,000</b>	<b>26,665,000</b>
<b>Total Five Year Capital Improvement Projects</b>	<b>54,945,734</b>	<b>18,560,000</b>	<b>16,425,000</b>	<b>110,050,000</b>	<b>2,450,000</b>	<b>202,430,734</b>

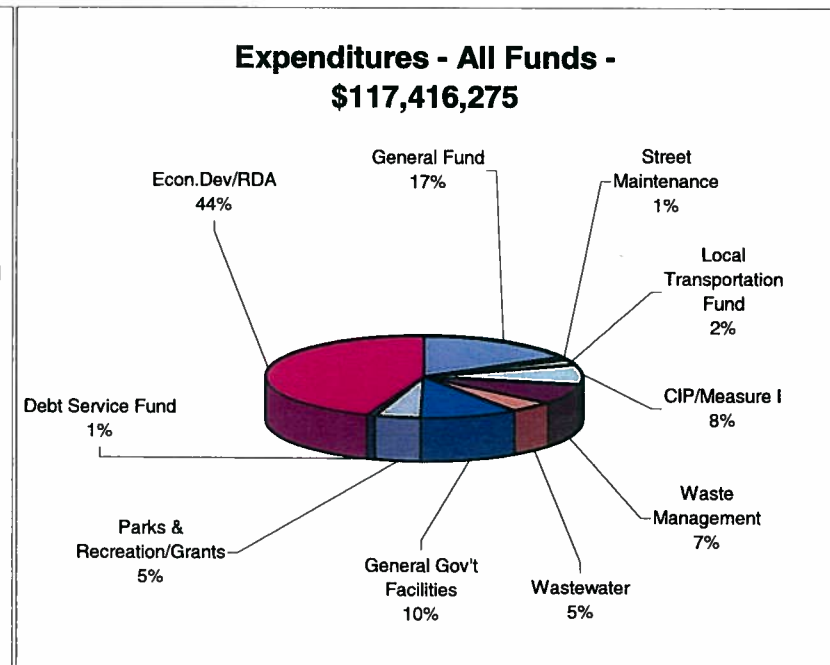
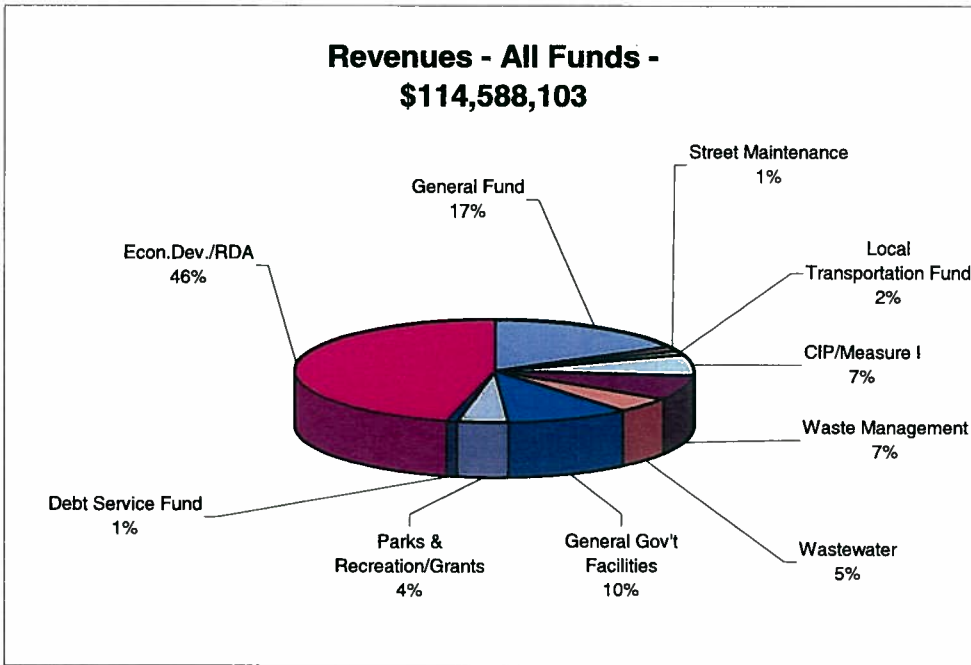
*Town of Apple Valley  
Fiscal Year 2007/08 - Summary of All Funds*

**Revenues:**

General Fund	19,430,069
Street Maintenance	1,468,000
Local Transportation Fund	1,825,000
CIP/Measure I	7,553,074
Waste Management	8,537,761
Wastewater	5,670,081
General Gov't Facilities	11,600,000
Parks & Recreation/Grants	4,607,172
Debt Service Fund	1,072,515
Econ.Dev./RDA	52,824,431
<b>Total Revenues</b>	<b>114,588,103</b>

**Expenditures:**

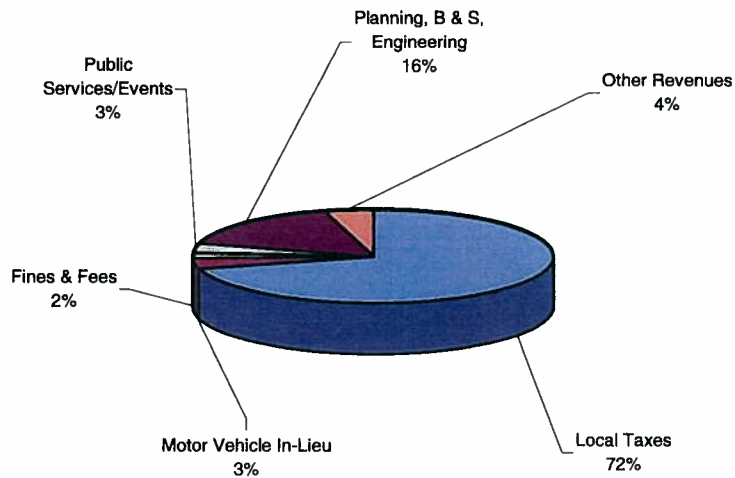
General Fund	19,430,069
Street Maintenance	1,468,000
Local Transportation Fund	2,637,792
CIP/Measure I	9,557,768
Waste Management	8,537,761
Wastewater	5,670,081
General Gov't Facilities	11,600,000
Parks & Recreation/Grants	5,599,647
Debt Service Fund	1,072,515
Econ.Dev./RDA	51,842,642
<b>Total Expenditures</b>	<b>117,416,275</b>



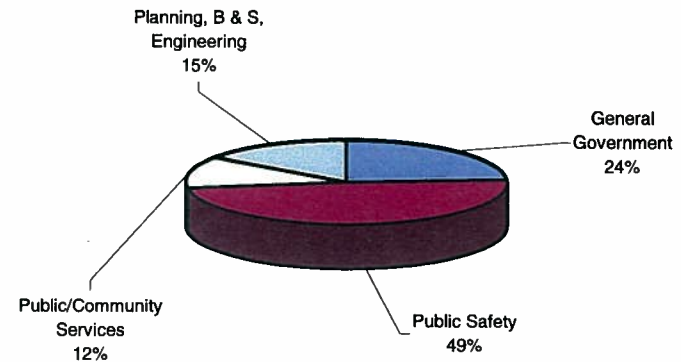
## Town of Apple Valley - Estimated Revenues & Expenditures Fiscal Year 2007/08 - Summary of General Fund

	Estimated Revenue		Estimated Expenditures
Revenues:		Expenditures:	
Local Taxes	13,749,144	General Government	4,657,607
Motor Vehicle In-Lieu	671,200	Public Safety	9,452,084
Fines & Fees	352,500	Public/Community Services	2,378,274
Public Services/Events	678,500	Planning, B & S, Engineering	2,942,104
Planning, B & S, Engineering	3,114,725		
Other Revenues	864,000	Total Expenditures	\$ 19,430,069
<b>Total Revenues</b>	<b>\$ 19,430,069</b>		

**FY 2007/08 Budgeted Revenues - \$19,430,069**



**FY 2007/08 Budgeted Expenditures - \$19,430,069**



Summary of Proposed Transfers  
Fiscal Year 2007/08

Acct	Department	Estimated Expend.	Debit Wastwater		Debit Street		Debit Parks &		Debit Solid		Debit CIP		Budgeted Credit	Net Expense
			Dept.	%	Maint.	%	Rec.	%	Waste	%	DBG/Transi	%		
101	Council	245,205	24,521	10%	24,521	10%	0	0%	12,260	5%	0	0%	61,301	183,904
102	Public Info.	461,128	46,113	10%	46,113	10%	92,226	20%	23,056	5%	0	0%	207,508	253,620
103	Town Manager	510,232	51,023	10%	51,023	10%	0	0%	51,023	10%	0	0%	153,070	357,162
110	Deputy Town Mg	361,407	18,070	5%	90,352	25%	18,070	5%	0	0%	0	0%	126,492	234,915
104	Town Clerk	339,039	16,952	5%	0	0%	0	0%	0	0%	0	0%	16,952	322,087
105	Town Attorney	204,000	30,600	15%	0	0%	0	0%	0	0%	0	0%	30,600	173,400
111	Municipal Serv	562,257	28,113	5%	28,113	5%	0	0%	112,451	20%	0	0%	168,677	393,580
106	Admin.Services	1,099,824	109,982	10%	274,956	25%	54,991	5%	0	0%	0	0%	439,930	659,894
107	Finance	1,251,426	312,857	25%	62,571	5%	62,571	5%	375,428	30%	0	0%	813,427	437,999
108	General Govt.	1,210,400	242,080	20%	302,600	25%	60,520	5%	60,520	5%	0	0%	665,720	544,680
109	Facilities	1,686,717	168,672	10%	253,008	15%	0	0%	168,672	10%	0	0%	590,351	1,096,366
200	Public Safety	9,368,409	0	0%	0	0%	0	0%	0	0%	0	0%	0	9,368,409
201	Emergency Pre.	83,675	0	0%	0	0%	0	0%	0	0%	0	0%	0	83,675
300	Public Service	267,358	133,679	50%	26,736	10%	0	0%	0	0%	0	0%	160,415	106,943
301	Animal Control	607,710	0	0%	0	0%	0	0%	0	0%	0	0%	0	607,710
304	Animal Shelter	584,561	0	0%	0	0%	0	0%	0	0%	0	0%	0	584,561
302	Code Enforceme	1,079,060	0	0%	0	0%	0	0%	0	0%	0	0%	0	1,079,060
401	Planning	1,418,654	0	0%	0	0%	0	0%	0	0%	0	0%	0	1,418,654
402	Build. & Safety	1,202,500	0	0%	0	0%	0	0%	0	0%	0	0%	0	1,202,500
403	Engineering	320,950	0	0%	0	0%	0	0%	0	0%	0	0%	0	320,950
Sub-Total		22,864,512	1,182,661	5%	1,159,992	5%	288,378	1%	803,411	4%	0	0%	3,434,442	19,430,070

**\*Note: General Government and Facilities Budgets reflect an expenditure (transfer) to the Debt Service Funds on the 1999 and 2001 Certificates of Participation (COP's) for Town Hall.**



Artist's rendering of Jess Ranch Marketplace phase III between Jess Ranch Parkway and the Mojave River.

# General Fund Revenue

Panda Express opened in Jess Ranch Marketplace late Spring 2007



Home Depot opened the Mojave River Crossings development in January of 2007



*This Page Left Blank Intentionally*



Town of Apple Valley  
 Department Operating Statement  
 Budget Appropriation for Fiscal Year Ending June 30, 2008  
 Department: General Fund Revenues 101-000

Code	Revenue Classification	Actual Revenue 2002-03	Actual Revenue 2003-04	Actual Revenue 2004-05	Actual Revenue 2005-06	Budgeted Revenue 2006-07	Estimated Year End 2006-07	% Used	Budget Approp. 2007-08
401 .000	LOCAL TAXES Property Tax The Town receives 4.6% of the total property tax paid by our citizens. The projected revenue estimates an actual valuation of \$2.1 billion less a county collection charge of approximately \$10,000.	1,667,668	1,535,568	1,541,302	2,091,139	2,400,000	2,221,171	92.5%	2,400,000
401 .001	Property Tax (VLF Backfill)	0	0	3,277,058	4,334,815	4,100,000	5,220,500	0	5,000,000
401 .002	Property Tax (Sales Tax Backfill) Both above revenues are result of State Triple Flip	0	0	682,603	787,964	900,000	1,075,000	0	1,000,000
402	Sales & Use Tax Staff has projected a modest increase in sales and use taxes for this fiscal year.	2,341,853	2,801,931	2,409,148	2,904,475	3,000,000	2,993,886	99.8%	3,800,000
405	Property Transfer Tax Revenue derived from the sale of property.	203,518	351,946	499,532	637,187	400,000	442,466	110.6%	432,144
406	Franchise Taxes Payments made by those firms using public right of ways including electric, gas, water and cable TV.	805,889	785,818	815,573	924,662	900,000	1,045,000	116.1%	900,000

General Fund Revenue - Continued 101-000

Code	Revenue Classification	Actual Revenue 2002-03	Actual Revenue 2003-04	Actual Revenue 2004-05	Actual Revenue 2005-06	Budgeted Revenue 2006-07	Estimated Year End 2006-07	% Used	Budget Approp. 2007-08
407	Transient Occupancy Tax The Town has a 7% bed tax on two motels operating in the Town.	8,957	10,125	13,367	13,252	10,000	12,709	127.1%	12,000
408	Business License Fees Staff has been steadily working toward licensing all businesses in the community.	136,535	144,183	169,055	201,077	165,000	206,035	124.9%	205,000
	Subtotal - Local Taxes	5,164,420	5,629,571	9,407,638	11,894,571	11,875,000	13,216,766	111.3%	13,749,144
	REVENUE FROM OTHER AGENCIES								
420	Motor Vehicle In-Lieu Town's share of vehicle license fees distributed based on population. (Decrease result of State new Triple Flip Proposal)	3,433,293	2,874,768	1,155,946	484,977	400,000	400,970	100.2%	400,000
421	Off-Highway In-Lieu Revenue is distributed based on population at a rate of \$0.0161 per capita.	1,256	677	1,200	974	1,200	1,200	100.0%	1,200
437	VVEDA Passthrough				86,758		266,400		270,000
	Subtotal - Rev. from Others	3,434,549	2,875,445	1,157,146	572,709	401,200	668,570	166.6%	671,200
	FINES & FEES & PUBLIC SAFETY CONTRIBUTIONS								
	Revenues generated include police reports, the Town's share of fines levied by the courts & false alarm fees.								

General Fund Revenue - Continued 101-000

Code	Revenue Classification	Actual Revenue 2002-03	Actual Revenue 2003-04	Actual Revenue 2004-05	Actual Revenue 2005-06	Budgeted Revenue 2006-07	Estimated Year End 2006-07	% Used	Budget Approp. 2007-08
470	Miscellaneous Income	140	86	145	1,645	500	680	136.0%	500
465	Police Reports & Charges	44,110	43,472	185,080	73,256	75,000	96,159	128.2%	90,000
467	Police Fines & Forfeitures	123,503	121,665	91,654	98,030	80,000	154,649	193.3%	80,000
469	Police Grants				100,762		132,945		132,000
654	School District Contributions	0	0	0	0	0	0	0.0%	0
432	Grants/Federal Bureau of Justice Assistance, Grant Writer and Youth Accountability assistance	152,587	176,000	185,107	55,866	200,000	26,000	13.0%	50,000
	Subtotal - Fines & Fees	320,340	341,223	461,986	329,559	355,500	410,434	115.5%	352,500
	PUBLIC SERVICES General Fund engineering permits, animal control, code enforcement property maintenance fees.								
444	SPECIAL EVENTS								
508	Craft Fairs	0	0	2,891	0	2,500	0	0.0%	0
512	Freedom Festival	0	0	4,420	0	2,800	0	0.0%	0
516	Apple Valley Round Up	0	0	2,659	0	4,000	0	0.0%	0
536	Community Yard Sales	0	0	2,540	0	2,500	0	0.0%	0
551	Jazz Nights	0	0	4,286	0	3,000	0	0.0%	0
471	Right-of-Way Permits				170,210		199,725		190,000
483	Miscellaneous Permits	3,468	0	10,678	1,683	5,000	0	0.0%	2,500
486	Animal Quarantine Fees	650	1,441	1,173	940	1,000	1,580	158.0%	1,500
487	Animal Control Fines	3,330	9,205	11,970	2,835	2,500	3,986	159.4%	4,000
485	Animal Licenses	168,683	200,957	237,238	259,919	215,000	285,888	133.0%	275,000
488	Code Enforcement Fines	25,918	33,021	28,933	47,181	26,000	28,522	109.7%	26,000
489	Code Enforcement Fees	24,223	15,707	26,805	14,297	26,000	12,705	48.9%	26,000
490	Property Maint Inspections	49,703	50,636	49,580	52,645	52,000	51,269	98.6%	52,000
492	Animal Control Miscellaneous				13,512	10,000	12,970		12,000
495	Impound Boarding Fees				1,935	3,500	2,537		2,500
496	Owner Turn in @ Shelter				10,811	10,000	12,794		12,000
497	Field P/U Release				3,770	2,000	4,057		3,000
498	Field P/U Apprehension				23,874	23,000	28,063		25,000
499	Pet Adoptions				45,005	45,000	48,105		45,000
500	Rabies Vaccination				1,954	2,000	2,597		2,000
	Subtotal - Public Services	275,975	310,967	383,173	650,571	437,800	694,797	158.7%	678,500

General Fund Revenue - Continued 101-000

Code	Revenue Classification	Actual Revenue 2002-03	Actual Revenue 2003-04	Actual Revenue 2004-05	Actual Revenue 2005-06	Budgeted Revenue 2006-07	Estimated Year End 2006-07	% Used	Budget Approp. 2007-08
	<b>COMMUNITY DEVELOPMENT FEES</b>								
	Building & Safety All permits related to inspections, building permits grading, etc. are included in building & safety revenues. Revenues generated offset other General Fund activity such as planning.								
501	Grading	69,622	95,864	105,547	71,533	100,000	48,312	48.3%	45,000
502	Building Permits	1,006,244	1,130,484	1,713,312	2,169,625	1,700,000	861,453	50.7%	1,200,000
503	Permits - Swimming Pools	0	0	0	0	0	0	0.0%	0
504	Permits - Signs	250	0	251	967	800	0	0.0%	0
505	Plan Check	324,252	282,234	369,600	386,236	375,000	351,638	93.8%	350,000
506	Electrical	27,931	10,079	18,812	26,983	20,000	82,041	410.2%	35,000
507	Plumbing	37,608	29,839	39,910	38,537	28,000	55,224	197.2%	40,000
508	Mechanical	10,988	3,843	4,676	5,548	5,000	17,988	359.8%	15,000
509	Issuance	0	166	1,761	1,427	0	5,424	0.0%	4,000
510	Spay and Neuter Deposit	0	0	0	5,373	5,000	4,560	91.2%	4,500
519	Temporary Occupancy Permits	200	0	0	0	0	0	0.0%	0
511	Demolition	0	0	0	0	200	0	0.0%	0
512	SMI Tax	8,283	8,362	1,148	8,451	7,500	9,693	129.2%	7,500
513	Reproductions - B & S	0	0	0	0	200	0	0.0%	0
514	Inspections (Other)	41,423	59,185	59,525	60,911	50,000	29,789	59.6%	30,000
516	Erosion Control	0	73	0	299	200	0	0.0%	0
517	Microfilming	8,655	10,781	11,705	11,787	10,000	8,914	89.1%	9,000
518	CSA	12,850	21,875	21,575	35,875	30,000	32,215	107.4%	30,000
540	Misc. Bldg & Safety	0	0						
	<b>Total - Building &amp; Safety</b>	<b>1,548,306</b>	<b>1,652,785</b>	<b>2,347,822</b>	<b>2,823,552</b>	<b>2,331,900</b>	<b>1,507,250</b>	<b>64.6%</b>	<b>1,770,000</b>
	Planning & Zoning Revenues generated include all areas where input is required by the planning staff. Example of fee related services include plan check, PUD's, site approvals, etc.								

General Fund Revenue - Continued 101-000

Code	Revenue Classification	Actual Revenue 2002-03	Actual Revenue 2003-04	Actual Revenue 2004-05	Actual Revenue 2005-06	Budgeted Revenue 2006-07	Estimated Year End 2006-07	% Used	Budget Approp. 2007-08
519	Temporary Occupancy Permit					200	0	0%	0
552	Zone Change	0	488	6,879	10,875	2,000	15,322	766.1%	5,000
553	Planned Developments	0	0	0	0	0	0	0.0%	0
554	Site Plan Review	130,250	152,952	176,435	178,945	140,000	108,108	77.2%	120,000
555	Consistency Check	0	0	0	0	0	0	0.0%	0
556	Tentative Tract Map	32,800	31,449	135,058	290,777	175,000	271,671	155.2%	200,000
557	Tentative Parcel Map	2,290	8,842	13,302	65,666	25,000	57,962	231.8%	30,000
558	Lot Line Adjustment	2,460	5,658	8,085	4,728	2,500	3,917	156.7%	2,500
559	Lot Merger	700	1,400	350	1,735	1,500	931	62.1%	1,500
560	Appeals	500	400	509	5,675	400	0	0.0%	0
561	Extension of Time Request	763	2,100	55	2,597	3,000	13,973	465.8%	3,000
562	Minor Sub-divisions	663	950	1,326	475	500	4,368	873.6%	1,000
563	Variance (Deviations)	2,020	1,288	2,595	2,937	1,000	21,375	2137.5%	2,000
565	Home Occupation Permit	6,480	6,765	8,002	19,148	20,000	16,137	80.7%	15,000
566	Certificate of Compliance	2,631	658	1,044	8,246	5,000	19,227	0.0%	10,000
578	Sign Permit	500	1,530	2,432	16,884	10,400	19,574	188.2%	10,400
567	Miscellaneous	2,000	4,035	2,330	3,902	2,500	6,570	262.8%	3,000
568	Building/Zoning Compliance	400	0	400	0	400	0	0.0%	0
569	Building & Grading Review	0	0	0	0	1,000	0	0.0%	0
570	Landscape Plan Review	0	0	257	4,696	2,400	2,534	0.0%	2,500
571	General Plan Amendment	2,515	1,283	36,736	45,579	4,800	34,649	721.9%	25,000
572	Preapplication	0	250	613	0	0	0	0.0%	0
579	Reproductions, Prints & Copies	1,816	3,152	3,904	4,831	2,400	3,156	0.0%	3,000
573	Special Events	1,246	966	851	2,384	1,200	2,232	186.0%	2,000
574	Revised Site Plan	0	0	0	0	0	0	0.0%	0
575	Specific Plan	0	0	1,827	(174)	750	17,914	2388.6%	5,000
576	Temporary Sign Permit	0	0	0	0	0	0	0.0%	0
577	Use Permit	25,003	20,203	25,464	183,253	100,000	80,277	80.3%	80,000
581	Development Permit	0	0	39,462	48,603	18,000	70,867	393.7%	45,000
	Industrial Specific Plan Rembursement								198,825
	Total - Planning Fees	215,037	244,369	467,916	901,762	519,950	770,764	148.2%	764,725

General Fund Revenue - Continued 101-000

Code	Revenue Classification	Actual Revenue 2002-03	Actual Revenue 2003-04	Actual Revenue 2004-05	Actual Revenue 2005-06	Budgeted Revenue 2006-07	Estimated Year End 2006-07	% Used	Budget Approp. 2007-08
	Engineering Plan Check and permits issued by engineering related to their function.								
604	Plan Check	204,336	358,274	705,381	822,435	575,000	563,837	98.1%	575,000
609	Transportation Permits				27,657		7,934		5,000
	Total - Engineering	204,336	358,274	705,381	850,092	575,000	571,771	99.4%	580,000
	Total - Community Development	1,967,679	2,255,428	3,521,119	4,575,406	3,426,850	2,849,785	83.2%	3,114,725
	OTHER REVENUES Miscellaneous revenues which do not appropriately fit into any other category.								
670	Interest Earnings	191,026	80,000	238,069	635,028	360,000	900,000	250.0%	850,000
683	Passport Fees	0	0	0	8,770	7,000	11,211	160.2%	8,000
627	Notary Fees	0	0	0	470	1,000	1,000	100.0%	1,000
661	Miscellaneous Penalties or Fines				3,801				
662	Sponsorship Revenue				30,150				
667	State Mandated Reimbursements				214,320		17,795		
677	Refunds, Reimbursements	33,308	30,370	28,528	5,835	5,000	5,400	108.0%	5,000
682	Town Store Sales				1,399				
686	Disposal of Surplus Land				96,715				
687	Sale of Surplus Furn/Equip				2,156		7,900		
395	Contribution from Fund Balance	0	0	0	0	0	0	0.0%	0
	Subtotal - Other Revenues	224,334	110,370	266,597	998,644	373,000	943,306	252.9%	864,000
<b>TOTAL - GENERAL FUND REVENUES</b>		<b>11,387,297</b>	<b>11,523,004</b>	<b>15,197,659</b>	<b>19,021,460</b>	<b>16,869,350</b>	<b>18,783,658</b>	<b>111.3%</b>	<b>19,430,069</b>

**Program: General Fund Revenues**

**Program Description:** The Town receives revenues from a variety of sources. Many of those revenues are non-discretionary while others are discretionary. Examples of discretionary funds are all general fund revenues. These revenues can be used for any government function including providing support to non-discretionary funds. Staff has assumed a growth level slightly greater than the Fiscal Year 2006-07. Should this not happen, staff will present necessary expenditure adjustments to the Town Council.

Revenues such as gas tax, Measure I funds, and Proposition 111 funds are restricted. They can only be used in support of services provided in specific areas such as street maintenance or the capital improvement program.

The Town also operates several enterprise accounts. These are restricted to their operation as well. An easy way of explaining enterprise operations is that the Town is operating several businesses. Waste Management fund represents one of those businesses and the Wastewater Enterprise Fund and special assessment funds represent other businesses. With the dissolution of the Recreation and Park District and the transfer of service responsibility to the Town a Parks and Recreation Fund was created in FY 02-03 and continues this Fiscal Year.

When budgeting and charging for services rendered, each fund is charged for staff time allotted to that service. These charges must be documented and justified as each of the funds are independently audited by both the Town auditor and state or federal auditors as appropriate. As noted in the Citygate report, the amount charged to special funds is low but done so purposely to provide additional funds for projects in the restricted funds.

**Programmatic Changes:** Local tax revenues are expected to increase from a budgeted amount of \$11,875,000 in fiscal year 2006/07 to \$13,749,144 in fiscal year 2007/08 due to anticipated increases in property tax, and sales tax revenues as demonstrated during fiscal year 2006/07 year to date receipts and the anticipated opening of the Super Target in late July and a full year of sales tax receipts for Lowe's and Home Depot.

*This Page Left Blank Intentionally*





The council recognizes the project of an Eagle Scout candidate in June 2007

# General Government

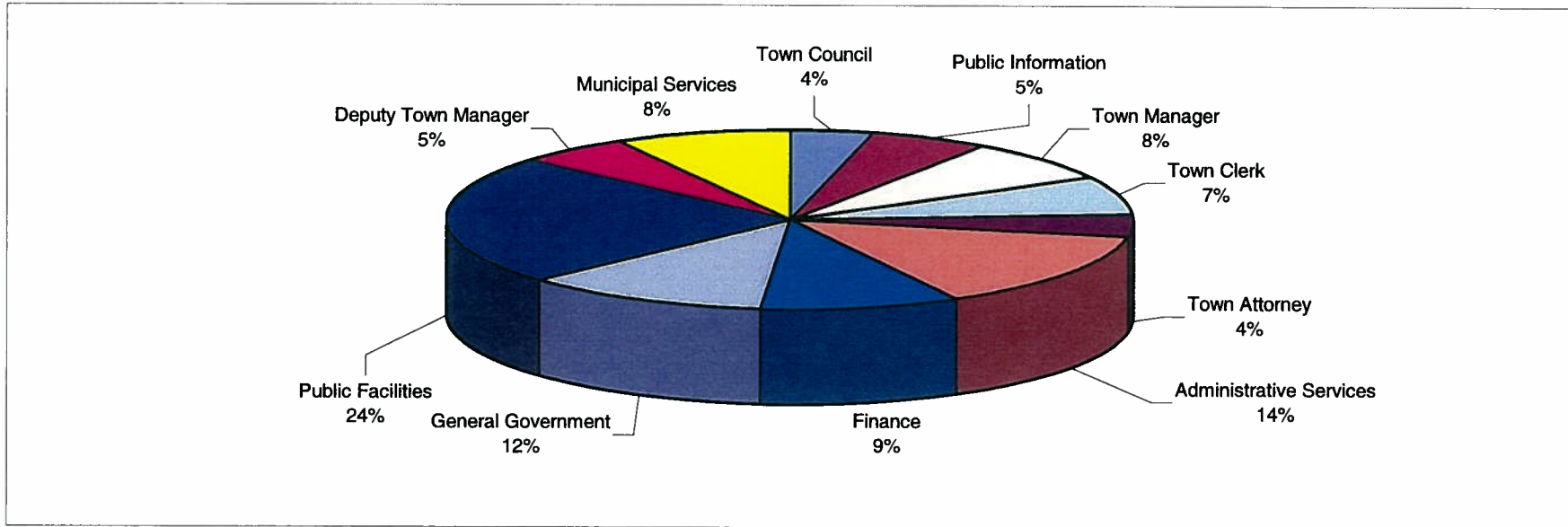
Town Hall at night



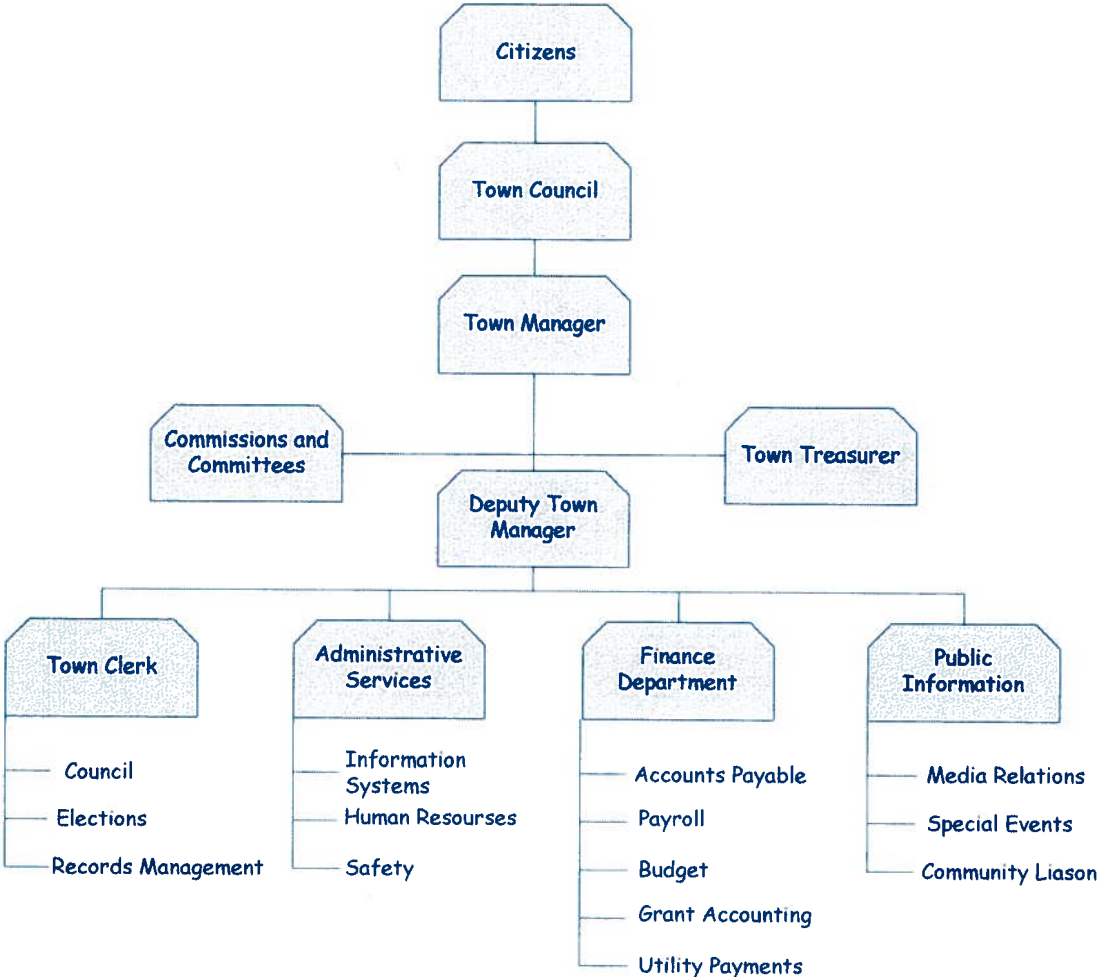
*This Page Left Blank Intentionally*

## 2007/08 General Government Expenditures

Town Council	183,904
Public Information	253,620
Town Manager	357,162
Town Clerk	322,087
Town Attorney	173,400
Administrative Services	659,894
Finance	437,999
General Government	544,680
Public Facilities	1,096,366
Deputy Town Manager	234,915
Municipal Services	393,580
<b>Total-General Government</b>	<b>4,657,607</b>



TOWN OF APPLE VALLEY  
GENERAL GOVERNMENT  
ORGANIZATION CHART 2007-2008



Town of Apple Valley  
 Department Operating Statement  
 Budget Appropriation for Fiscal Year Ending June 30, 2008  
 Department: Council - Account Number 101-101

Code	Expenditure Classification	Actual Expense 2002-03	Actual Expense 2003-04	Actual Expense 2004-05	Actual Expense 2005-06	Budget Approp. 2006-07	Estimated Year End 2006-07	% Used	Budget Approp. 2007-08
	Personnel Services								
702	Salaries & Wages, Part-time	39,574	46,742	47,414	49,596	49,500	48,363	97.7%	48,660
711	PERS	3,164	6,085	9,057	10,026	9,900	12,562	126.9%	11,090
710	Cafeteria Benefits	9,895	12,572	14,277	13,099	43,500	34,800	80.0%	48,000
713	Medicare	589	678	677	719	750	701	93.5%	706
715	FICA	680	580	232	0	250	0	0.0%	0
	Total Personnel	53,902	66,657	71,657	73,440	103,900	96,427	92.8%	108,455
	Operations & Maintenance								
721	Office Supplies Office Supplies unique to the Town Council including Replacement Fax and Phones and related supplies.	4,630	769	1,121	1,295	1,000	476	47.6%	750
723	Printing Notices and Forms used in obtaining qualified individuals to serve on Boards & Commissions.	389	735	669	715	750	1,701	226.7%	1,000
735	Non Profit Donation				10,000				
740	Contracted Services Special Legislative advocacy services at both State and Federal Levels.	72,552	77,350	65,938	84,841	100,000	66,857	66.9%	100,000
761	Meetings & Conferences State League Conference Regional & Local Meetings	29,372	38,741	33,435	37,385	40,000	26,931	67.3%	35,000
	Total Operations & Maint.	106,943	117,595	101,163	134,236	141,750	95,965	67.7%	136,750

Town Council - Continued 101-101

Code	Expenditure Classification	Actual Expense 2002-03	Actual Expense 2003-04	Actual Expense 2004-05	Actual Expense 2005-06	Budget Approp. 2006-07	Estimated Year End 2006-07	% Used	Budget Approp. 2007-08
905	Capital Expenditures Capital Outlay	0	0	0	0	0	0	0.0%	0
	Sub-Total	160,845	184,252	172,820	207,676	245,650	192,392	78.3%	245,205
730	Transfer to Other Funds	(40,400)	(49,513)	(59,413)	(61,487)	(61,413)	(61,413)	100.0%	(61,301)
Department Total		120,445	134,739	113,407	146,189	184,237	130,979	71.1%	183,904

	Actual 2002-03	Actual 2003-04	Actual 2004-05	Actual 2005-06	Actual 2006-07	Actual 2007-08
Personnel Schedule						
Mayor & Town Council	5	5	5	5	5	5

**Program Description:** The Town Council is responsible for policy direction and the legislative activity of the community. They provide direction to staff, through the Town Manager, as to the policy direction and legislative agenda and related issues of the Town. As the legislative body for all Town activities, a percentage of their operating costs are charged to other functions as listed under Funding Source.

**Programmatic Changes:** Both State and Federal advocacy services reflect an incremental increase in legislative efforts by the Town.

**Funding Source:**

General Fund Revenues	\$183,904 (75%)
Wastewater Fund	24,521 (10%)
Street Maintenance	24,521 (10%)
Waste Management Fund	12,260 ( 5%)

Town of Apple Valley  
 Department Operating Statement  
 Budget Appropriation for Fiscal Year Ending June 30, 2008  
 Department: Public Information - Account Number 101-102

Code	Expenditure Classification	Actual Expense 2002-03	Actual Expense 2003-04	Actual Expense 2004-05	Actual Expense 2005-06	Budget Approp. 2006-07	Estimated Year End 2006-07	% Used	Budget Approp. 2007-08
	<b>Personnel Services</b>								
701	Salaries & Wages	51,834	58,551	126,951	126,259	183,700	139,438	75.9%	176,750
702	Salaries, part-time				347	500	0		0
703	Salaries, over-time				438	500	1,567	313.4%	1,000
	<b>Benefits</b>								
711	PERS	5,534	9,819	14,020	23,950	36,750	27,468	74.7%	39,378
710	Cafeteria Benefits	7,856	6,905	16,157	16,848	26,750	20,088	75.1%	26,750
713	Medicare	780	854	1,770	2,094	2,750	2,285	83.1%	2,300
714	Deferred Comp				2,523		2,439		1,600
	<b>Total Benefits</b>	<b>14,170</b>	<b>17,578</b>	<b>31,947</b>	<b>45,415</b>	<b>66,250</b>	<b>52,281</b>	<b>78.9%</b>	<b>70,028</b>
	<b>Total Personnel</b>	<b>66,004</b>	<b>76,129</b>	<b>158,898</b>	<b>172,459</b>	<b>250,950</b>	<b>193,286</b>	<b>77.0%</b>	<b>247,778</b>
	<b>Operations &amp; Maintenance</b>								
721	Office Supplies	645	949	800	593	2,400	2,400	100.0%	2,400
722	Computer supplies (ink, etc)				9,228	500	0		0
723	Printed Materials - Our Town; new resident folders; misc. handouts	30,169	32,243	17,304	16,211	22,000	22,000	100.0%	28,000
724	Subscriptions (City Image newsletter, Powerpoint tips, etc.)		100	275	253	300	693	230.9%	650
725	Public Information -	24,348	30,170	83,837	102,173	96,450	88,165	91.4%	109,600
	<b>Special Events</b>								
205	Anniversary Celebration (start Nov. 07 for 1 yr)	3,825	2,031	0	0	0	0	0.0%	3,000
206	Community Clean-up (two)	4,745	4,837	5,532	5,219	7,700	2,143	27.8%	7,500
207	Memorial Day Program		250	0	0	0	0	0.0%	0

## Public Information - Continued 101-102

Code	Expenditure Classification	Actual Expense 2002-03	Actual Expense 2003-04	Actual Expense 2004-05	Actual Expense 2005-06	Budget Approp. 2006-07	Estimated Year End 2006-07	% Used	Budget Approp. 2007-08
208	National Day of Prayer	559	481	504	162	0	0		0
209	Seniors Day	257	431	742	443	750	753	100.4%	500
210	Teen Scene	2,797	2,642	2,471	1,856	2,200	0	0.0%	1,000
211	Market Nights (jazz nights)	2,710	8,391	14,665	20,408	18,000	18,449	102.5%	12,000
212	Public Relations	363	867	0	492	0	0	0.0%	0
213	Volunteer Luncheon		500	0	0	0	0	0.0%	0
214	Take Pride in A. V.	2,455	775	0	0	0	0	0.0%	0
215	St.Mary's Gala (prog. ad)	500	500	0	0	0	0	0.0%	0
216	Signs/Banners	1,757	2,248	0	0	0	0	0.0%	0
217	Film Processing/Develop	468	25	0	0	0	0	0.0%	0
218	Promotional Items	3,912	3,058	0	0	0	0	0.0%	0
219	Tree Lighting		3,134	3,486	4,744	10,000	7,447	74.5%	5,000
220	Craft Fairs			1,281	1,418	1,200	213	17.7%	600
221	Community Yard Sales			553	604	600	72	12.0%	500
222	AV Round Up			25,864	27,235	26,000	43,625	167.8%	25,000
223	Freedom Festival			28,739	38,327	26,000	14,340	55.2%	35,000
224	Children's Christmas Party				1,265	1,000	1,124	112.4%	1,500
225	Arts Festival (new event)				0	3,000	0		0
226	Concerts in the Park (New)								18,000
726	Postage (for Our Town,etc)			13,261	10,511	22,000	13,191	60.0%	25,000
729	Miscellaneous	1,033	1,395	1,093	617	1,000	926	92.6%	0
732	Special Dept. Supplies (promo items, hospitality, groundbreakings, signs; new camera)			6,550	7,490	11,000	10,000	90.9%	11,000
733	Community Enhancement (Programs & supplies in support of Vision 2010 Priority #4)			1,900	1,549	1,500	0	0.0%	1,500
734	Community Support (Support of local events: AWAC, Safety Fair, etc.)			2,322	5,417	6,000	5,571	92.9%	8,000



## Public Information - Continued 101-102

Code	Expenditure Classification	Actual Expense 2002-03	Actual Expense 2003-04	Actual Expense 2004-05	Actual Expense 2005-06	Budget Approp. 2006-07	Estimated Year End 2006-07	% Used	Budget Approp. 2007-08
740	Professional Services Citizen Survey - \$10,000					53,000	53,000		10,000
760	Memberships & Dues CAPIO, 3CMA, etc	554	525	525	525	525	640	121.9%	600
761	Meetings & Conferences CAPIO; 3CMA; League of CA Cities; Chamber; CalFest	2,034	1,436	698	1,243	2,500	247	9.9%	4,000
762	Mileage Reimbursement of Mileage Expense attending various regional & local meetings.	193	112	424	56	300	33	10.9%	100
763	Education & Training CA Specialized Training Inst. (Crisis Comm) Classes in events, marketing, etc.	1,434	1,469	2,488	97	1,000	749	74.9%	1,500
801	Advertising Misc. ads; publications for var. depts	5,534	3,483	4,519	3,365	3,000	3,000	100.0%	7,500
805	Historical Advis. Comm. Conf. Room Décor, year 2	26	36	164	2,586	3,300	3,000	90.9%	3,000
809	Gas	0	0	0	43	1,000	69	0.0%	500
810	Vehicle Maintenance (van)	0	0	0	54	2,000	403	0.0%	0
	Total Operations & Maint.	60,410	68,399	131,477	162,011	229,775	197,615	86.0%	213,350
	Capital Expenditures								
905	Capital Outlay	0	0	0	0	0	0	0.0%	0
	Sub-Total	126,414	144,528	290,375	334,470	480,725	390,901	81.3%	461,128

Public Information - Continued 101-102

Code	Expenditure Classification	Actual Expense 2002-03	Actual Expense 2003-04	Actual Expense 2004-05	Actual Expense 2005-06	Budget Approp. 2006-07	Estimated Year End 2006-07	% Used	Budget Approp. 2007-08
730	Transfer to Other Funds	(34,825)	(40,569)	(138,060)	(167,839)	(216,056)	(216,057)	100.0%	(207,508)
Department Total		91,589	103,959	152,315	166,631	264,669	174,844	66.1%	253,620

	Actual 2002-03	Actual 2003-04	Actual 2004-05	Actual 2005-06	Actual 2006-07	Actual 2007-08
Personnel Schedule						
Public Information Officer	1	1	1	1	1	1
Event Coordinator	0	0	0	1	1	1
Public Relations Specialist	0	0	0	0	1	1

\* The Event Coordinator works closely with the Public Information Officer and is charged to this account and partly transferred back to Parks & Recreation for efforts expended in that department

**Program: Public Information**

**Program Description:** The Public Information program is responsible for all external and internal communication programs designed to reach a wide variety of audiences. This involves the coordination of all media relations including the production and distribution of news releases and public service announcements; publishing the municipal newsletter; develop communications plans for Town services, programs and issues; act as liaison to the community; serve as the Public Information Officer during emergencies; provide graphic arts, photography, desktop publishing and design standards support for all departments; prepare speeches and presentations; coordinate with Information Tech to oversee content management of website. The Public Information Officer serves as staff liaison to the Historical Advisory Committee, and places an emphasis on the Town's marketing efforts relative to Economic Development. The Department also includes the Event Coordinator (funded through Parks & Recreation) who organizes an annual calendar of special events serving families, teens, seniors and more.

**Programmatic Changes:**

Most changes this year are related to increasing costs of special events, and the addition of a concert in the park series for the new Amphitheater. Printing and postage costs are also increasing as the Our Town newsletter is mailed to 32,000 homes now. We have also brought back funding for the Town's anniversary, anticipating a year-long celebration beginning in November of 2007.

Funding Source:

General Fund Revenues	\$253,620	(55%)
Street Maintenance Fund	46,113	(10%)
Wastewater Enterprise Fund	46,113	(10%)
Waste Management Fund	23,056	( 5%)
Parks and Recreation	92,226	(20%)

Town of Apple Valley  
 Department Operating Statement  
 Budget Appropriation for Fiscal Year Ending June 30, 2008  
 Department: Town Manager - Account Number 101-103

Code	Expenditure Classification	Actual Expense 2002-03	Actual Expense 2003-04	Actual Expense 2004-05	Actual Expense 2005-06	Budget Approp. 2006-07	Estimated Year End 2006-07	% Used	Budget Approp. 2007-08
	<b>Personnel Services</b>								
701	Salaries & Wages	190,333	208,970	285,992	307,874	310,800	315,449	101%	356,010
	<b>Total Salaries</b>	190,333	208,970	285,992	307,874	310,800	315,449	101%	356,010
	<b>Benefits</b>								
711	PERS	18,256	32,851	57,031	64,567	62,000	73,260	118%	79,315
710	Cafeteria Benefits	19,855	29,221	38,781	38,462	46,000	33,600	73%	28,800
713	Medicare	2,827	3,036	4,230	4,700	4,600	4,752	103%	5,162
714	Deferred Comp				7,006		13,262		13,445
	<b>Total Benefits</b>	40,938	65,108	100,042	114,735	112,600	111,612	99%	126,722
	<b>Total Personnel</b>	231,271	274,078	386,034	422,609	423,400	427,061	101%	482,732
	<b>Operations &amp; Maintenance</b>								
721	Office Supplies Supplies unique to the operation of the Town Manager's office.	960	394	1,096	668	500	240	48%	400
724	Subscriptions Business Press, and other Management & Professional Subscriptions to assist the Manager in providing services to the citizens and Town Council.	520	395	539	460	500	257	51%	400

Town Manager - Continued 101-103

Code	Expenditure Classification	Actual Expense 2002-03	Actual Expense 2003-04	Actual Expense 2004-05	Actual Expense 2005-06	Budget Approp. 2006-07	Estimated Year End 2006-07	% Used	Budget Approp. 2007-08
740	Contract Services Outside Professional consultant services as required for special projects.	8,979	10,000	0	1,350	7,000	0	0%	0
760	Memberships & Dues Appropriate organizational dues including ICMA, Inland Empire Managers Association, and Calif. Redevelopment Association.	1,540	64	3,681	1,636	2,200	43	2%	2,000
761	Meetings & Conferences Manager's attendance at National, State, & local Meetings & Conferences including California League of Cities, City Managers Monthly meetings & League Policy Committee.	11,339	14,919	13,237	16,380	15,000	10,913	73%	15,000
762	Mileage Reimbursement for travel by staff	8,400	273	546	8,581	1,200	8,198	683%	8,500
763	Education & Training Training and Workshops for staff	0	35	339	1,140	1,200	0	0%	1,200
810	Vehicle Maintenance Routine Maintenance and fuel expense for Town vehicle used by the Manager	177	0	145	0	0	0	0%	0
	Total Operations & Maint.	31,915	26,080	19,583	30,215	27,600	19,651	71%	27,500

Town Manager - Continued 101-103

Code	Expenditure Classification	Actual Expense 2002-03	Actual Expense 2003-04	Actual Expense 2004-05	Actual Expense 2005-06	Budget Approp. 2006-07	Estimated Year End 2006-07	% Used	Budget Approp. 2007-08
	Capital Expenditures								
	Sub-Total	263,186	300,158	405,617	452,824	451,000	446,712	99%	510,232
730	Transfer to Other Funds	(77,505)	(85,410)	(116,370)	(123,000)	(135,300)	(135,300)	100%	(153,070)
	Department Total	185,681	214,748	289,247	329,824	315,700	311,412	99%	357,162

Personnel Schedule	Actual 2002-03	Actual 2003-04	Actual 2004-05	Actual 2005-06	Actual 2006-07	Proposed 2007-08
Town Manager	1	1	1	1	1	1
Executive Secretary	1	1	1	1	1	1
Administrative Analyst	0	.5	1	1	1	1
Total	2	2.5	3	3	3	3

**Program: Administration - Town Manager**

**Program Description:** The office of the Town Manager is responsible for the management of the Town services implementing those programs and activities directed by the Town Council. The Manager's office is directly responsible for all activity of the Town in addition to providing the main contact to the citizens and responding to their needs. His office monitors state and federal legislation affecting the Town and advises the Town Council on any action required to protect the interests of the community. Similar to several other departments, a portion of his operating costs are distributed to other non-general fund activities.

**Programmatic Changes:** None.

**Funding Source:**

General Fund Revenues	\$357,162	(70%)
Street Maintenance Fund	51,023	(10%)
Waste Management Fund	51,023	(10%)
Wastewater Fund	51,023	(10%)

Town of Apple Valley  
 Department Operating Statement  
 Budget Appropriation for Fiscal Year Ending June 30, 2008  
 Department: Deputy Town Manager - Account Number 101-110

Code	Expenditure Classification	Actual Expense 2002-03	Actual Expense 2003-04	Actual Expense 2004-05	Actual Expense 2005-06	Budget Approp. 2006-07	Estimated Year End 2006-07	% Used	Budget Approp. 2007-08
	<b>Personnel Services</b>								
701	Salaries & Wages	178,817	193,854	200,000	224,398	235,000	223,087	94.9%	249,705
	<b>Total Salaries</b>	178,817	193,854	200,000	224,398	235,000	223,087	94.9%	249,705
	<b>Benefits</b>								
711	PERS	17,112	30,458	36,000	47,946	42,600	50,681	119.0%	55,632
710	Cafeteria Benefits	20,086	21,209	20,800	17,400	26,000	17,400	66.9%	19,200
713	Medicare	2,597	2,806	2,700	3,424	3,200	3,482	108.8%	3,621
714	Deferred Comp				9,571		9,986		10,500
	<b>Total Benefits</b>	39,795	54,473	59,500	78,341	71,800	71,563	99.7%	88,952
	<b>Total Personnel</b>	218,612	248,327	259,500	302,739	306,800	294,650	96.0%	338,657
	<b>Operations &amp; Maintenance</b>								
721	Office Supplies Supplies unique to the operation of the Deputy Town Manager's office.	218	818	1,000	885	750	994	132.6%	1,000
722	Computer Supplies Specialty software for claims tracking and other Risk Management issues.	0	0	750	1,787	2,100	0	0.0%	2,000
723	Printing Printing costs associated with Risk Management Manual, safety flyers and other publications.	0	12	750	11	1,000	0	0.0%	1,000

Deputy Town Manager - Continued 101-110

Code	Expenditure Classification	Actual Expense 2002-03	Actual Expense 2003-04	Actual Expense 2004-05	Actual Expense 2005-06	Budget Approp. 2006-07	Estimated Year End 2006-07	% Used	Budget Approp. 2007-08
724	Subscriptions IPMA Guide, Prima and Parma Insurance Updates, Law Newsletter and other professional subscriptions to assist the Deputy Manager in performace of the duties of the position.	299	644	900	0	600	0	0.0%	1,000
740	Contract Services Outside Professional consulting services for personnel and risk management issues.	138	0	2,500	0	1,000	0	0.0%	1,000
760	Memberships & Dues Appropriate organizational dues including ICMA, IPMA, Public Agency Risk Management, and Public Risk Management Assoc.	0	310	1,000	100	500	540	108.0%	750
761	Meetings & Conferences Expenses for attendance at National, State and Local Meetings including California League of California Cities, CJPIA Annual Conference, PARMA Annual Conference Legislative Advocacy Meetings and other meetings as required.	2,415	2,423	3,500	2,515	7,500	5,194	69.3%	8,000
762	Mileage Allowance for Manager and mileage for staff while attending required meetings	4,800	0	5,000	4,794	500	4,629	925.7%	6,000



Deputy Town Manager - Continued 101-110

Code	Expenditure Classification	Actual Expense 2002-03	Actual Expense 2003-04	Actual Expense 2004-05	Actual Expense 2005-06	Budget Approp. 2006-07	Estimated Year End 2006-07	% Used	Budget Approp. 2007-08
763	Education & Training Training and Workshops for staff and tuition reimbursement	783	259	1,200	1,319	2,000	0	0.0%	2,000
905	Capital Expenditures Capital Outlay	0	0	0	349	0	0	0.0%	0
	Sub-Total	227,265	252,793	276,100	314,499	322,750	306,007	94.8%	361,407
730	Transfer to Other Funds	(79,543)	(86,083)	(96,635)	(104,493)	(112,963)	(112,963)	100.0%	(126,493)
	Department Total	147,722	166,710	179,465	210,006	209,787	193,044	92.0%	234,915

	Actual 2002-03	Actual 2003-04	Actual 2004-05	Actual 2005-06	Actual 2006-07	Proposed 2007-08
Personnel Schedule						
Deputy Town Manager	1	1	1	1	1	1
Administrative Analyst	1	1	1	1	1	1
Total	2	2	2	2	2	2

**Program Description:** The Deputy Town Manager's department directs the administration of the personnel, risk management, information systems and park development programs as well as coordinating the activities of other Town departments, divisions and outside agencies. The Deputy Town Manager is responsible for assisting the Town Manager in carrying out the Council's Vision 2010 including direct supervision of the management of the Administrative Services, Public Services and Park and Recreation Department. The department administers a comprehensive risk management program including claim review and monitoring in coordination with the California Joint Powers Insurance Authority, safety, loss control and loss prevention, insurance analysis and review, worker's compensation monitoring, trend analysis, contract review and exposure analysis. The Deputy Town Manager is designated as the Risk Manager for the Town of Apple Valley.

**Programmatic Changes:** The department continues perform the above duties and provides assistance to all department and divisions of the Town. The Deputy Town Manager is responsible for special projects and activities to support the Council's Vision. As recommended by Citygate, the Deputy Town Manager has assumed the duties of coordinating capital projects in relation to the Five Year Town wide Capital Improvement Program (CIP).

Deputy Town Manager - Continued

<b><u>Funding Source:</u></b>	General Fund Revenue	\$234,915	(65%)
	Park & Recreation	18,070	(05%)
	Wastewater	18,070	(05%)
	Street Maintenance	90,352	(25%)

Town of Apple Valley  
 Department Operating Statement  
 Budget Appropriation for Fiscal Year Ending June 30, 2008  
 Department: Town Clerk - Account Number 101-104

Code	Expenditure Classification	Actual Expense 2002-03	Actual Expense 2003-04	Actual Expense 2004-05	Actual Expense 2005-06	Budget Approp. 2006-07	Estimated Year End 2006-07	% Used	Budget Approp. 2007-08
<b>Personnel Services</b>									
701	Salaries & Wages	124,519	208,970	163,354	169,149	172,200	174,417	101.3%	200,510
702	Salaries & Wages-Part Time	0	4,707	0	0	0	0	0.0%	0
	Total Salaries	124,519	213,677	163,354	169,149	172,200	174,417	101.3%	200,510
<b>Benefits</b>									
711	PERS	14,612	32,851	33,692	36,422	34,500	40,056	116.1%	44,672
710	Cafeteria Benefits	17,250	20,700	24,511	23,199	31,300	26,100	83.4%	28,800
713	Medicare	1,876	3,328	2,473	2,725	2,600	2,803	107.8%	2,907
714	Deferred Compensation	285	8,521	0	3,722	0	3,873		4,150
	Total Benefits	34,023	65,400	60,676	66,068	68,400	72,831	106.5%	80,529
	Total Personnel	158,542	279,077	224,030	235,217	240,600	247,248	102.8%	281,039
<b>Operations &amp; Maintenance</b>									
721	Office Supplies Audio and Video Tapes, Archival Paper for Resolutions & Minutes, computer disks, binders, mylar pens for tract maps, storage boxes for records center.	1,581	360	645	1,148	1,000	465	46.5%	1,000
722	Computer Supplies Computer Supplies needed for document imaging system including, software, scanner for department . and computer upgrades as needed .	3,067	0	0	311	2,000	2,052	102.6%	2,500
723	Printing Special Certificates & Proclamations, Folders, business cards, plaques, frames, etc.	520	239	593	566	750	890	118.6%	1,000

Town Clerk - Continued 101-104

Code	Expenditure Classification	Actual Expense 2002-03	Actual Expense 2003-04	Actual Expense 2004-05	Actual Expense 2005-06	Budget Approp. 2006-07	Estimated Year End 2006-07	% Used	Budget Approp. 2007-08
740	Records Management Technical Support for Records Management system, annual maintenance agreement, shredding services, training, optical. and codification services	454	10,000	11,412	8,445	12,000	11,177	93.1%	20,000
760	Memberships & Dues State & National Clerks Associations & National Notary Association.	479	64	1,037	816	1,000	703	70.3%	1,000
761	Meetings & Conferences Southern Cal. City Clerks Association Meetings, New Law & Election Seminar, City Clerk's Annual Seminar and National Notary Assoc., Questys Annual Conference and Granicus	2,942	4,009	545	3,576	6,000	1,941	32.3%	6,000
762	Mileage Travel to meetings outlined and local travel for meals,	81	273	0	35	400	895	223.7%	1,000
763	Education & Training Tuition reimbursement, Notary Seminars & Records Management Seminars, Municipal Clerk Training	447	35	165	560	1,500	814	54.3%	1,500
801	Advertising Legal Notices for Town Council Hearings & Notices.	7,415	10,900	11,357	10,887	11,000	18,163	165.1%	18,000
807	Election	175	0	13,827	0	60,000	35,596	59.3%	1,000
	Total Operations & Maint.	17,161	25,880	39,581	26,344	95,650	72,695	76.0%	53,000

Town Clerk - Continued 101-104

Code	Expenditure Classification	Actual Expense 2002-03	Actual Expense 2003-04	Actual Expense 2004-05	Actual Expense 2005-06	Budget Approp. 2006-07	Estimated Year End 2006-07	% Used	Budget Approp. 2007-08
905	Capital Expenditures Capital Outlay Additional Storage Shelves Sub-Total	31,946	0	0	0	17,000	0	0.0%	5,000
		207,649	304,957	263,611	261,561	353,250	319,943	90.6%	339,039
730	Transfer to Other Funds	(10,423)	(85,410)	(12,885)	(14,615)	(17,663)	(17,662)	100.0%	(16,952)
	Department Total	197,226	219,547	250,726	246,946	335,588	302,281	90.1%	322,087

Personnel Schedule	Actual 2002-03	Actual 2003-04	Actual 2004-05	Actual 2005-06	Actual 2006-07	Proposed 2007-08
Town Clerk	1	1	1	1	1	1
Deputy Town Clerk	1	1	1	1	1	1
Records Technician	0.5	1	1	1	1	1

**Program Description:** The Town Clerk is responsible for maintaining all official Town records. Preparing the official minutes and serving the public when information requests are received is also part of this offices responsibility. The Town Clerk serves as the Election Official, Notary Public, and performs all duties imposed by the California Political Reform Act (FPPC) and maintains the Town's Municipal Code. The Clerk's Office is also a designated Passport Acceptance Facility for the Department of State. This office provides support to all departments through the preparation of agenda's, records requests, maintaining the certificates of insurance, contract maintenance and the Town Records Management Program. Proclamations, Resolutions and various Certificates are also processed through the Clerk's Office in an effort to recognize those individuals within the community for outstanding service. The Clerk's Office in its continued effort to increase its service to the public and staff has recently expanded its Records Management services to provide search abilities to all Town of Apple Valley departments. This ability allows each department to search the database for all official Town documents that have been scanned by the Clerk's office. The Town's website is also and excellent tool that the Clerk's Office uses to keep the public informed of meetings, minutes and various notices.

**Programmatic Changes:** Included in this budget are funds to continue the expansion of the Records Center which currently houses over 500 storage boxes using high-density storage cabinets to maximize storage space. Also included are funds to be used to maximize the in-house storage center located near the Town Clerk's Office which will become vacant during this fiscal year.

**Funding Source:** General Fund Revenues \$322,087 (95%) Wastewater Fund \$16,952 (5%)

Town of Apple Valley  
 Department Operating Statement  
 Budget Appropriation for Fiscal Year Ending June 30, 2008  
 Department: Town Attorney - Account Number 101-105

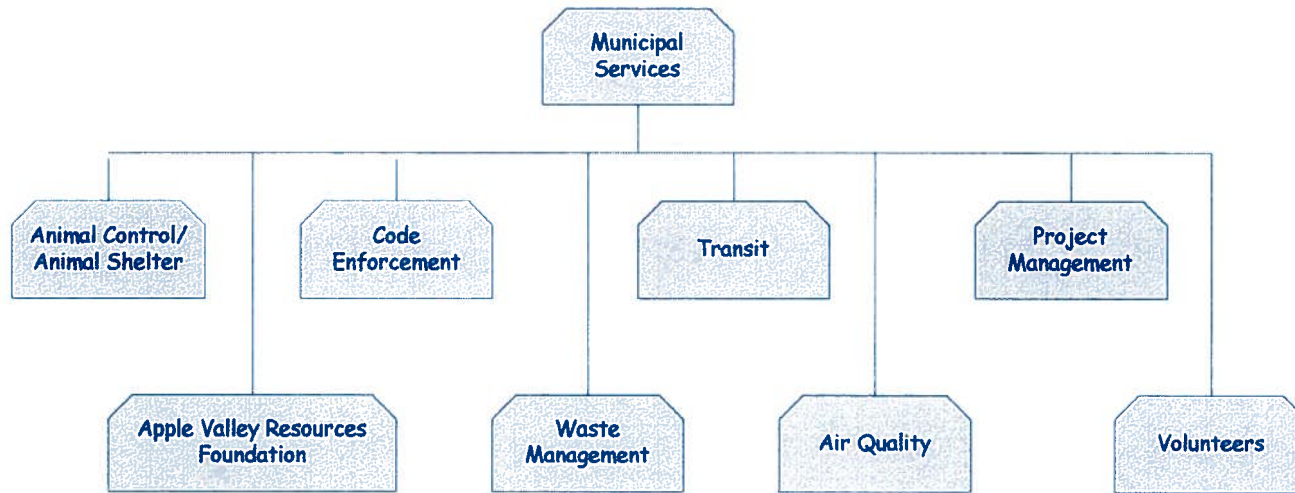
Code	Expenditure Classification	Actual Expense 2002-03	Actual Expense 2003-04	Actual Expense 2004-05	Actual Expense 2005-06	Budget Approp. 2006-07	Estimated Year End 2006-07	% Used	Budget Approp. 2007-08
745	Legal Services - General	3,193			47,673				
401	Singer & Coffin	122,087	139,671	175,955	205,825	200,000	211,134	105.6%	200,000
402	Best, Best & Krueger	3,184	29,053	584	5,384	4,000	2,151	53.8%	4,000
	Total Operations & Maintenance	128,464	168,724	176,539	258,882	204,000	213,285	104.6%	204,000
730	Transfer to Other Funds	(22,650)	(19,200)	(20,850)	(25,575)	(30,600)	(30,600)	100.0%	(30,600)
	Department Total	105,814	149,524	155,689	233,307	173,400	182,685	105.4%	173,400

**Program Description:** The Town Attorney is responsible for advising the Town Council and Staff on legal matters that may affect the Town. The attorney is required to attend Town Council meetings in accordance with the firms contract. The firm of Singer & Coffin represents the Town in all day to day legal matters. Specialty firms are selected to represent the Town when a specific area of qualification is needed.

This budget represents General Administration and Legislative services only. Additional funds are budgeted for services relating to other Fund activities.

**Funding Source:** General Fund Revenues \$173,400 (85%)  
 Wastewater Fund 30,600 (15%)

TOWN OF APPLE VALLEY  
MUNICIPAL SERVICES  
ORGANIZATION CHART 2007-2008



Town of Apple Valley  
 Department Operating Statement  
 Budget Appropriation for Fiscal Year Ending June 30, 2008  
 Department: Municipal Services - Account Number 101-111

Code	Expenditure Classification	Actual Expense 2002-03	Actual Expense 2003-04	Actual Expense 2004-05	Actual Expense 2005-06	Budget Approp. 2006-07	Estimated Year End 2006-07	% Used	Budget Approp. 2007-08
	Personnel Services								
701	Salaries & Wages	144,830	159,985	176,206	196,005	198,500	199,733	101%	372,360
703	Salaries & Wages - Overtime	636	0	0	0	0	0	0%	0
	Total Salaries	145,466	159,985	176,206	196,005	198,500	199,733	101%	372,360
	Benefits								
711	PERS	15,913	26,119	36,636	42,505	39,700	45,662	115%	82,958
710	Cafeteria Benefits	21,084	21,082	23,984	26,514	31,100	26,100	84%	48,000
713	Medicare	2,164	2,315	2,468	2,925	2,900	2,985	103%	5,399
714	Deferred Comp	0	0	0	4,397	0	6,384	0%	6,890
	Total Benefits	39,161	49,516	63,088	76,341	73,700	81,130	110%	143,247
	Total Personnel	184,627	209,501	239,294	272,346	272,200	280,863	103%	515,607
	Operations & Maintenance								
721	Office Supplies Supplies unique to the operation of the Municipal Service's department including grant management, and the volunteer program	591	876	739	967	1,250	1,999	160%	1,500
722	Computer Supplies Specialty software for grant management	2,563	1,636	194	0	2,500	2,500	100%	1,600



Department: Municipal Services - Account Number 101-111

Code	Expenditure Classification	Actual Expense 2002-03	Actual Expense 2003-04	Actual Expense 2004-05	Actual Expense 2005-06	Budget Approp. 2006-07	Estimated Year End 2006-07	% Used	Budget Approp. 2007-08
723	Printing Grant proposals, picture enlargement, Summer Youth Volunteer Program, including advertising posters, and job applications	0	212	1,351	782	500	377	75%	1,000
724	Subscriptions Publications to assist in identification of grant opportunities. Grants for Cities and Towns, Guide to Federal Funding, Funding Law Enforcement.	1,391	1,191	1,408	1,077	1,000	500	50%	1,000
725	Public Information Preparation of brochures, route maps, Garden Party, Volunteer Program, Commercial Recycling								1,500
729	Miscellaneous Moved to .732 and	0	403	355	114	500	500	100%	0
732	Special Department Supplies Fundraising Activities targeting potential donors for various Town Projects (i.e., Civic Center Park),					500	500		1,000

Department: Municipal Services - Account Number 101-111

Code	Expenditure Classification	Actual Expense 2002-03	Actual Expense 2003-04	Actual Expense 2004-05	Actual Expense 2005-06	Budget Approp. 2006-07	Estimated Year End 2006-07	% Used	Budget Approp. 2007-08
740	Contract Services Architectural and Engineering Services for construction projects handled by the department				6,170		103		2,500
760	Memberships & Dues Appropriate organizational dues, including Association of Fund Raising Professionals, Project Management and other required memberships for grant applications	0	499	250	250	250	200	80%	250
761	Meetings & Conferences Staff's attendance at National, State, and Local meetings & conferences.	2,763	3,543	4,113	195	5,000	3,516	70%	5,000
762	Mileage Allowance for Director and mileage for manager and staff to attend required meetings and/or conferences	0	234	0	900	5,000	4,641	93%	6,300
763	Education & Training Tuition reimbursement	1,363	2,150	2,632	1,973	4,000	5,143	129%	4,500
801	Advertising Advertising for volunteer program, requests for proposals and bid documents for construction projects handled by the department				390				500
809	Gasoline, Diesel, Oil				789		0		0
810	Vehicle Maintenance	1,768	787	1,374	1,860	0	0	0%	0

Department: Municipal Services - Account Number 101-111

Code	Expenditure Classification	Actual Expense 2002-03	Actual Expense 2003-04	Actual Expense 2004-05	Actual Expense 2005-06	Budget Approp. 2006-07	Estimated Year End 2006-07	% Used	Budget Approp. 2007-08
862	Volunteer Program								5,000
	Volunteer Program, including recognition luncheon (COP's, ECS, etc.), Volunteer Service Awards, and premiums for special events								
	Total Operation and Maintenance costs.	7,308	8,594	8,410	15,467	20,500	19,978	97%	31,650
	Capital Expenditures								
905	Capital Expenditures	0	0	0	5,205	200,000	0	100%	0
907.922	Bus shelters								15,000
	Transfer to 704 fund for Civic Center Park				84,581	0	(4,727)	100%	0
	East Parking Lot Expansion				176,696	0	177,000	100%	0
	Sub-Total	191,935	218,095	247,704	554,295	492,700	473,115	4	562,257
730	Grant Administrative Revenues Allocation	0	0	(20,000)	0	0	0	0%	0
730	Lewis Center Allocation	18,000	0	0	0	0	0	0%	0
730	Transfer to Other Funds			(172,000)	196,500	(73,230)	(73,231)		(168,677)
	Department Total	209,935	218,095	55,704	750,795	419,470	399,884	95%	393,580

Personnel Schedule	Actual 2002-03	Actual 2003-04	Actual 2004-05	Actual 2005-06	Actual 2006-07	Proposed 2007-08
Director of Municipal Services	1	1	1	1	1	1
Municipal Services Manager*						1
Grant Specialist	1	1	1	1	1	1
Administrative Secretary	1	1	1	1	1	1
Secretary*						1
Total	3	3	3	3	3	5

\*Moved from Community Services budget

**Municipal Services**

**Program Description:** The Municipal Services Department directs the administration of the animal control, animal shelter, waste management, transit, code enforcement and grant administration programs of the Town of Apple Valley. In addition, Municipal Services is responsible for coordinating construction management of Civic Center Park and directing the activities of the Apple Valley Community Resource Foundation. The department is instrumental in identifying alternative funding sources, including grants, which assist in implementing projects that fulfill the Council's Vision 2010. The department maintains close liaison with representatives from Federal, State and Local Government agencies to closely analyze and monitor opportunities that will provide funds for priority projects.

**Programmatic Changes:** This year's budget proposal includes merging the Community Services administrative budget into the recently formed Municipal Services Department. Expenditures include operations and maintenance for the various divisions handled by the department. In addition to administering the community-wide programs of public transportation, solid waste disposal, and transit, the department will be expanding the volunteer program to include a comprehensive volunteer program and voluntary recycling program for commercial businesses..

The existing volunteer program will be enhanced to provide an opportunity for teenagers to become involved in their community. Volunteers will receive personal motivation, professional awareness and skill building training that will benefit the community and provide valuable work experience. The Volunteer Program will be promoted through a summer volunteer program and a school year volunteer program. The Summer Internship Program for Youth will employ teenagers from Apple Valley, both for Town Hall and in field positions during the summer break. Students will receive hands-on experience in performing assigned and supervised tasks which will vary from department to department. The Better Options Search for Students (BOSS) program will be offered throughout the school year during which eligible students will be invited to spend one or more periods of the school day working for the Town. The program plans to involve teenagers in job experiences that will develop skills, promote a good work ethic and enhance each individual's chances of obtaining rewarding employment. By the end of the term, teens will have taken a survey exploring their own interests and talents, worked alongside a Town employee, performed various supervised tasks, filled out time sheets, gone through a mock interview as a prospective employee, and prepared a resumé. Those who successfully complete the programs will take with them numerous hours of meaningful job experience and a letter of recommendation from the Town.

Continuing with the direction of Council to obtain voluntary involvement from the business community in recycling efforts, staff will be implementing a comprehensive educational program for commercial recycling. Beginning in Fiscal 2007-08, the Municipal Services Department will offer free "waste audits" to businesses to see if they are missing opportunities to recycle and save money. Large stores already bale and backhaul cardboard, film plastic and other materials. Smaller stores may not realize they may be able to reduce their trash bill by putting in a recycling dumpster to collect all recyclables. Businesses that have sufficient manpower may prefer to collect paper, cardboard and beverage containers and sell them to a recycling center. Staff will contact individual businesses and the Chamber of Commerce to make this service available to the business community. In 2006, residential recycling recovered 7,591 tons -- commercial 1,227 tons. Our goal is to increase the number of commercial businesses participating in town-wide recycling efforts.

The Municipal Services Department continues its role of preparing and implementing grant applications for various departments, including the Apple Valley Fire Protection District. Once funded, Municipal Services monitors and evaluates the grant programs to ensure compliance with guidelines of the funding agency. Current grant administration managed by this department includes, but is not limited to, the Wastewater Treatment Plant project, Beverage Container Recycling Program, Traffic Safety Program, and various funded grants from the California Department of Parks. Per Council Direction, grant funds are used for the implementation of the programs and are not targeted for administrative costs of the Municipal Services Department

<b><u>Funding Source:</u></b>	General Fund Revenue	\$393,580	(70%)
	Waste Management Fund	\$112,457	(20%)
	Street Maintenance Fund	\$ 28,113	(5%)
	Wastewater Enterprise Fund	\$ 28,113	(5%)

Town of Apple Valley  
 Department Operating Statement  
 Budget Appropriation for Fiscal Year Ending June 30, 2008  
 Department: Administrative Services/Information Technology/Human Resources - Account Number 101-106

Code	Expenditure Classification	Actual Expense 2002-03	Actual Expense 2003-04	Actual Expense 2004-05	Actual Expense 2005-06	Budget Approp. 2006-07	Estimated Year End 2006-07	% Used	Budget Approp. 2007-08
<b>Personnel Services</b>									
701	Salaries & Wages - Permanent	156,656	172,468	197,960	251,138	281,000	262,999	93.6%	350,220
703	Overtime	0	0	1,119	2,239	8,000	1,927	24.1%	3,000
<b>Benefits</b>									
711	PERS	15,754	27,559	40,996	53,912	53,178	59,691	112.2%	78,026
710	Cafeteria Benefits	23,451	23,769	25,963	38,855	43,900	39,099	89.1%	48,000
713	Medicare	2,332	837	2,893	3,851	4,116	3,922	95.3%	5,078
714	Deferred Comp								5,100
	Total Benefits	41,537	52,165	69,852	96,618	101,194	102,713	101.5%	136,204
	Total Personnel	198,193	224,633	268,931	349,995	390,194	367,639	94.2%	489,424
<b>Operations &amp; Maintenance</b>									
716	Uniforms for IT Staff	0	0	0	0	0	0	0.0%	880
721	Office Supplies Personnel file jackets, business cards, organizers, ID Cards, legal posters, etc.	1,171	837	1,447	2,159	2,500	864	34.6%	2,500
722	Computer Supplies Licensing of software, site hosting, web streaming, fiber optics access, service contracts, replacement of depreciated equipment, website tech support, routine supplies and printer cartridges	49,600	51,422	120,868	107,759	226,600	195,475	86.3%	320,300
723	Printing Employment applications, notices and forms related to recruitment and personnel	2,126	2,231	1,116	956	4,500	89	2.0%	2,000

## Administrative Services - Continued 101-106

Code	Expenditure Classification	Actual Expense 2002-03	Actual Expense 2003-04	Actual Expense 2004-05	Actual Expense 2005-06	Budget Approp. 2006-07	Estimated Year End 2006-07	% Used	Budget Approp. 2007-08
724	Subscriptions Professional publications Fair Labor Standards Act, Human Resources Magazine & News, Personnel Legal Alerts, PC Magazine, Maximum PC, Experts Exchange, etc.	279	745	1,341	996	2,000	2,194	109.7%	2,000
740	Contract Services Outside professional recruitment expenses, revision and review of job descriptions and computer/network/ security services	0	0	0	24,791	75,000	35,954	0.0%	0
745	Legal Services Review, revise and legal updating of Personnel Policies and Procedures Manual	0	0	0	370	10,000	7,807	0.0%	7,000
801	Advertising Recruitment expense for qualified personnel.	4,947	3,343	12,688	11,322	12,000	13,613	113.4%	16,000
760	Memberships & Dues Society for Human Resource Management, and Information Technology Society	40	345	339	820	475	5,069	1067.2%	4,500
761	Meetings & Conferences Human Resource and Information Technology related meetings and confer- ences	227	255	246	1,176	2,000	2,486	124.3%	2,200
762	Mileage Mileage for the staff.	66	171	0	439	700	934	133.5%	900
763	Education & Training Tuition reimbursement for staff and specialized training Human Resource Management	546	367	737	2,100	2,200	1,714	77.9%	3,000
	Total Operations & Maint.	59,002	59,716	138,782	152,888	337,975	266,199	78.8%	360,400

Administrative Services - Continued 101-106

Code	Expenditure Classification	Actual Expense 2002-03	Actual Expense 2003-04	Actual Expense 2004-05	Actual Expense 2005-06	Budget Approp. 2006-07	Estimated Year End 2006-07	% Used	Budget Approp. 2007-08
	Capital Expenditures								
905	Capital Outlay Equipment and installation costs necessary for migration to Voice Over IP and alternate EOC creation at Town Hall	0	0	0	0	8,300	0	0.0%	250,000
	Sub-Total	257,195	284,349	407,713	502,883	736,469	633,838	86.1%	1,099,824
730	Transfer to Other Funds	(102,878)	(113,740)	(163,085)	(175,860)	(298,710)	(298,710)	100.0%	(439,929)
	Department Total	154,317	170,609	244,628	327,023	437,759	335,128	76.6%	659,894

Personnel Schedule	Actual 2002-03	Actual 2003-04	Actual 2004-05	Actual 2005-06	Actual 2006-07	Proposed 2007-08
Admin.Services Manager	1	1	1	1	1	1
Human Resources Coordinator	1	1	1	1	1	1
Information Systems Specialist	1	1	1	1	1	2
Information System Supervisor	1	1	1	1	1	1
Senior Office Assistant	0	0	0	0	1	1

**Program Description:** The Administrative Services Department coordinates a comprehensive personnel program including all aspects of position classification, compensation, administration, recruitment, placement, evaluation and training, coordinates the employee benefits program and provides professional and technical assistance to employees and managers. In addition, the Administrative Services Manager serves as the Town's designated Safety representative under the direction of the Deputy Town Manager. The Administrative Services Department is also responsible for coordination of data processing activities for all Town departments including coordinating the purchase of all computer and network equipment; conducting computer software and equipment analysis for all departments; providing training in a variety of computer software applications; maintaining the local area network system, the Town's phone system and the security system; maintaining an inventory of aged computer equipment; and performing required maintenance and repair of computers, phones, and security hardware and as well as coordinating vendor installation and repair of equipment.

**Programatic Changes:** With the continued expansion of personnel at the Town IT staff proposes the necessity of implementing a Voice Over IP (VOIP) phone system. The existing phone equipment will not be able to support the Town's phone system due to the inability for expansion, the existing equipment is to capacity. The implementation of VOIP involves the purchase of phone equipment, additional computer equipment and switching from T1 connectivity to fios (fiber optics). Changing to VOIP will afford Town staff the ability to perform business functions with greater efficiency and productivity. In addition, converting to fiber optics connectivity would greatly improve staff's ability to transfer data through our local area network and the internet. IT staff also proposes the purchase of a replacement content management and data storage solution. This system would add needed storage capacity, increase efficiency of the storing process and improve our file and print-serving management needs.

The department continues to provide support to all departments within the Town. Annually software purchased by the Town must be appropriately licensed for its use. Some specific licensing needing to be purchased are FileMaker Pro, Veritas, Microsoft Office, MS Exchange and Photo Mapper. In addition, ongoing costs consist of monthly premiums for internet connectivity, the CRM system, maintenance and service contracts, technical support, email and internet hosting, printer cartridge replacements and web streaming managed services. This budget also includes the proposed costs for equipment to add an alternate EOC at Town hall, those costs are included in the capital outlay account.

<b><u>Funding Source:</u></b>	General Fund Revenue	\$659,894 (60%)
	Street Maintenance Fund	\$274,956 (25%)
	Wastewater Enterprise Fund	\$109,982 (10%)
	Parks & Recreation	\$ 54,991 ( 5%)



Town of Apple Valley  
 Department Operating Statement  
 Budget Appropriation for Fiscal Year Ending June 30, 2008  
 Department: Finance - Account Number 101-107

Code	Expenditure Classification	Actual Expense 2002-03	Actual Expense 2003-04	Actual Expense 2004-05	Actual Expense 2005-06	Budget Approp. 2006-07	Estimated Year End 2006-07	% Used	Budget Approp. 2007-08
	Personnel Services								
701	Salaries & Wages	354,592	397,220	398,114	328,384	390,000	382,594	98.1%	569,990
703	Salaries & Wages - Overtime	349	572	1,054	2,402	2,000	1,493	74.7%	2,000
	Total Salaries	354,941	397,792	399,168	330,786	392,000	384,087	98.0%	571,990
	Benefits								
711	PERS	37,032	64,565	72,036	74,308	91,700	91,310	99.6%	126,988
710	Cafeteria Benefits	58,700	57,361	50,336	64,303	112,500	68,357	60.8%	86,400
713	Medicare	5,339	5,828	6,063	5,045	6,900	6,135	88.9%	7,995
714	Deferred Comp				2,601		3,741		10,753
	Total Benefits	101,071	127,754	128,435	146,257	211,100	169,543	80.3%	232,136
	Total Personnel	456,012	525,546	527,603	477,043	603,100	553,630	91.8%	804,126
	Operations & Maintenance								
721	Office Supplies Supplies used in processing business licenses, Invoices etc.	1,760	4,318	5,083	3,585	3,500	1,749	50.0%	3,500
722	Computer Supplies Includes updates for Financial Management System.	2,443	1,701	165	1,046	500	552	110.4%	0
723	Printing Forms such as Business Licenses & Applications, Special Licenses, etc.	1,064	3,705	477	2,873	2,000	2,451	122.6%	2,500

Finance - Continued 101-107

Code	Expenditure Classification	Actual Expense 2002-03	Actual Expense 2003-04	Actual Expense 2004-05	Actual Expense 2005-06	Budget Approp. 2006-07	Estimated Year End 2006-07	% Used	Budget Approp. 2007-08
740	Contracted Services Accounting Assistance from auditors and Software system assistance.	85,216	52,924	68,724	103,152	125,000	69,015	55.2%	70,000
741	Audit Costs associated with performing Comprehensive Annual Financial Report, Redevelopment Agency, Single Audit Report & New Regulations	40,318	41,361	40,784	40,916	42,500	42,500	100.0%	42,500
760	Memberships & Dues Government Finance Officers Association, Cal. Finance Officers, Municipal Treasurers, Municipal Bus- iness Tax, Purchasing & related professional organ- izations for Finance Staff.	1,040	986	1,204	992	1,000	1,226	122.6%	1,300
761	Meetings & Conferences State & Regional Finance related meetings by the director & accounting Mgr.	3,604	5,718	2,841	3,972	6,000	3,115	51.9%	6,000
762	Mileage Monthly allowance for director and mileage for staff while attending professional meetings.	5,372	379	858	2,534	2,500	710	28.4%	7,000

Finance - Continued 101-107

Code	Expenditure Classification	Actual Expense 2002-03	Actual Expense 2003-04	Actual Expense 2004-05	Actual Expense 2005-06	Budget Approp. 2006-07	Estimated Year End 2006-07	% Used	Budget Approp. 2007-08
763	Education & Training Allowance for Account Clerks to attend workshops related to activities of the department & tuition reimbursement.	2,918	2,169	2,616	2,473	4,000	5,054	126.3%	4,500
	Total Operations & Maint. Capital Expenditures	143,735	113,261	122,752	161,543	187,000	126,371	67.6%	137,300
905	Capital Outlay Accounting Software	2,435	0	0	0	0	0	0.0%	310,000
	Department Sub-Total	602,182	638,807	650,355	638,586	790,100	680,002	86.1%	1,251,426
730	Transfer to Other Funds	(336,471)	(415,545)	(425,880)	(431,340)	(513,565)	(513,566)	100.0%	(813,427)
	Department Total	265,711	223,262	224,475	207,246	276,535	166,436	60.2%	437,999

Personnel Schedule	Actual 2002-03	Actual 2003-04	Actual 2004-05	Actual 2005-06	Actual 2006-07	Proposed 2007-08
Finance Director	1	1	1	1	1*	1
Assistant Finance Director	1	1	1	1	1	1
Accountant	0	0	0	1	1	1
Accounting Technician	1	1	1	1	1	2
Account Clerk II	3	3	3	3	3	2
Account Clerk I	1	1	1	1	1	1
Customer Service Representative	1	1	1	1	1	1
Total	8	8	8	9	9	9

**Program: Administration - Finance**

**Program Description:** The Finance Department is responsible for the coordination of the Town's annual budget, issuing financial reports, and administering the disbursement of Town funds in accordance with adopted fiscal policies and internal control procedures. Program activities for the Finance Department include: Financial Planning and Reporting, coordination of the annual budget, preparing the comprehensive annual financial report (CAFR), coordinating annual and special audits, preparing annual State Controllers reports, calculation of the annual appropriations limit. Payroll; Processing the Town's employee payroll, filing monthly and annual reports with taxing authorities and regulatory agencies, coordinating employee benefit coverage and reporting with the Administrative Services Department, processing payments for insurance benefits and withheld taxes, providing payroll statistics to various departments and agencies. Accounts Payable; processing the Town's accounts payable and issuing checks to vendors; filing annual reports required by regulatory agencies; reviewing internal controls and adhering to established procedures. General Accounting services and policies; maintaining the general ledger system and chart of accounts, preparing daily cash deposits and reports, reconciling monthly bank statements. All receptionist and mail services are provided by the department also. The processing of business licenses, false alarm billing and collections are also responsibilities of the department.

Included in this year's budget request is a capital outlay item for the upgrade of the Town's central accounting system. Currently the Town uses a program called Fund Balance, the software limits the Departments ability to encumber funds from one fiscal year to the next due to limited purchase order function within the software. Fund Balance also lacks a budget module to enable departments to submit budgets through the accounting system. The department has also included funding for an actuarial study for the liability that must be reported to comply with the Governmental Accounting Standards Board 45 requirement to report other post retirement benefit obligations.

<b><u>Funding Source:</u></b>	General Fund Revenues	\$ 437,999	(35%)
	Waste Management Fund	\$ 375,428	(30%)
	Wastewater Enterprise Fund	\$ 312,857	(25%)
	Street Maintenance	\$ 62,571	( 5%)
	Parks & Recreation	\$ 62,571	( 5%)

Town of Apple Valley  
 Department Operating Statement  
 Budget Appropriation for Fiscal Year Ending June 30, 2008  
 Department: General Government - Account Number 101-108

Code	Expenditure Classification	Actual Expense 2002-03	Actual Expense 2003-04	Actual Expense 2004-05	Actual Expense 2005-06	Budget Approp. 2006-07	Estimated Year End 2006-07	% Used	Budget Approp. 2007-08
	Operations & Maintenance								
712.50	Health Benefits - Retirees	0	0	0	1,435	2,400	1,510	0.0%	2,400
721	Office Supplies General supplies used by all departments including bulk paper, pens & pencils, legal pads, etc.	11,908	16,340	20,000	29,407	25,000	49,805	199.2%	60,000
722	Computer Supplies General computer supplies used by the Town	1,645	1,346	1,500	3,483	4,000	209	0.0%	5,000
723	Printing Letterhead and other forms used by all departments.	2,509	1,490	3,000	2,639	3,000	41	1.4%	5,000
724	Subscriptions Payment for general subscriptions shared by all departments such as the Wall Street Journal, Western Cities, etc.	209	0	350	1,740	2,000	994	49.7%	3,000
726	Postage Centralized expense for all general mail sent.	24,038	28,033	25,500	35,873	39,000	32,496	83.3%	45,000
728	Credit Card Costs Expense related to accepting credit cards on various payments.	22,823	22,664	15,000	36,881	35,000	40,000	114.3%	40,000

General Government - Continued 101-108

Code	Expenditure Classification	Actual Expense 2002-03	Actual Expense 2003-04	Actual Expense 2004-05	Actual Expense 2005-06	Budget Approp. 2006-07	Estimated Year End 2006-07	% Used	Budget Approp. 2007-08
729	Miscellaneous Non specific items which are designed to be used by all departments in the general operation of Town.	4,684	3,194	6,000	21,485	15,000	11,095	74.0%	15,000
740	Contract Services Special projects directed by the Town Council.	29,146	42,322	70,000	24,852	70,000	15,926	22.8%	60,000
760	Memberships & Dues League of Cal. Cities, Chamber, LAFCO, VVEDA, AVCC, State Net, and Others including SANBAG, SCAG and National League of Cities	30,137	30,516	42,000	37,365	42,000	59,427	141.5%	60,000
763	Education & Training Customer services training for all employees of the Town as well as attendance of mid-management staff at the UCR Executive Management Program.	255	1,258	3,500	2,740	2,500	0	0.0%	15,000
804	Insurance California Joint Powers Insurance Authority - Workers Comp Property & Content	137,459	382,839	265,000	559,337	430,000	569,074	132.3%	600,000
854	ERAF				221,454		225,000		235,000
	Total Operations & Maintenance	264,813	530,002	451,850	978,691	669,900	1,005,578	150.1%	1,145,400

General Government - Continued 101-108

Code	Expenditure Classification	Actual Expense 2002-03	Actual Expense 2003-04	Actual Expense 2004-05	Actual Expense 2005-06	Budget Approp. 2006-07	Estimated Year End 2006-07	% Used	Budget Approp. 2007-08
905	Capital Expenditures Capital Outlay General Facilities Upgrade	0	0	75,000	194,747	40,000	43,478	0.0%	50,000
962	Equipment Replacement Fund Funds set aside for the replacement of the Town's Multi-use Van	5,000	5,000	5,000	0	25,000	25,000	100.0%	0
998	Debt Service Principle	120,624	24,870	210,000	28,342	130,000	10,580	8.1%	8,850
999	Interest								6,150
	Sub-Total	390,437	559,872	741,850	1,201,780	864,900	1,084,636	125.4%	1,210,400
730	Transfer from Other Fund	(214,740)	(239,719)	(408,018)	(220,566)	(475,695)	(475,694)	100.0%	(665,720)
	Department Total	175,697	320,153	333,832	981,214	389,205	608,942	156.5%	544,680

Program: Administration - General Government

Program Description: General Government budgets for those costs which provide general services to the entire Town budget. In addition, general Town services including Town general memberships in National, State, and Local organizations and general liability insurance. Expenditures for General Government are distributed as overhead costs to the various funds for which it supplies. Funds are budgeted here to pay for the General Funds portion of the current Town Hall property and for additional costs associated with the new Town Hall.

Programmatic Changes: None.

Funding Source:

General Fund Revenues	\$544,680	(45%)
Wastewater Enterprise Fund	242,080	(20%)
Street Maintenance Fund	302,600	(25%)
Waste Management Fund	60,520	( 5%)
Parks & Recreation	60,520	( 5%)

Town of Apple Valley  
 Department Operating Statement  
 Budget Appropriation for Fiscal Year Ending June 30, 2008  
 Department: Public Facilities - Account Number 101-109

Code	Expenditure Classification	Actual Expense 2002-03	Actual Expense 2003-04	Actual Expense 2004-05	Actual Expense 2005-06	Budget Approp. 2006-07	Estimated Year End 2006-07	% Used	Budget Approp. 2007-08
	Personnel Services								
701	Salaries & Wages	55,944	64,264	67,450	67,450	90,000	77,441	86.0%	108,100
	Benefits								
711	PERS	5,752	10,923	16,590	16,590	18,000	14,100	78.3%	24,650
710	Cafeteria Benefits	12,894	13,000	13,081	13,081	26,100	13,671	52.4%	28,800
713	Medicare	841	954	1,043	1,043	1,400	1,207	86.2%	1,567
	Total Benefits	19,487	24,877	30,714	30,714	45,500	28,978	63.7%	55,017
716	Uniform Expense		818	766	766	2,000			
	Total Personnel	75,431	89,959	98,930	98,930	137,500	106,419	77.4%	163,117
	Salaries & Benefits for 3.5 custodial positions.								
	Operations & Maintenance								
721	Office Supplies	44	35	979	979	800	0	0.0%	0
	Supplies unique to Public Facilities Budget.								
729	Miscellaneous	4,163	9,100	1,258	1,258	4,000	250	6.3%	2,500
	Items not directly attri- buted to any other cost center including uniforms.								
740	Contracted Services	0	3,005	17,276	17,276	15,000	19,988	133.3%	25,000
	Maintenance services for minor building improve- ment projects.								
802	Utilities	204,795	172,649	181,300	181,300	205,000	183,415	89.5%	225,000
	Gas, Electric, Trash & telephone for all dept.								



Facilities - Continued 101-109

Code	Expenditure Classification	Actual Expense 2002-03	Actual Expense 2003-04	Actual Expense 2004-05	Actual Expense 2005-06	Budget Approp. 2006-07	Estimated Year End 2006-07	% Used	Budget Approp. 2007-08
803	Rents	11,102	0	0	0	0	0	0.0%	0
809	Gasoline, Oil, Etc.	1,902	1,390	759	759	500	1,435	0.0%	2,000
810	Vehicle Maintenance Maintenance for Pool Van used by all departments.	408	560	1,302	1,302	1,000	98	9.8%	2,000
814	Leased Equipment Leases on copiers used by the various departments	91,195	110,749	114,794	114,794	110,000	100,587	91.4%	120,000
813	Equipment Maintenance Maintenance of office and professional equipment throughout Town offices. including cleaning supplies.	843	2	543	543	1,000	500	50.0%	1,000
816	Safety/Security Building Security system maintenance and any other security related needs.	2,478	2,551	2,219	2,219	2,000	2,057	102.9%	3,000
817	Host Services Coffee, tea and special meeting expenses charged to this account.	4,033	3,721	6,975	6,975	12,000	10,284	85.7%	12,500
818	Building Maintenance Quarterly pest control at Town Hall, Police Department and Animal Control; Minor building improvements at Animal Control	23,719	40,913	71,660	71,660	53,300	55,260	103.7%	60,000
840	Small Tools	0	0	0	0	1,000	399	39.9%	1,000

Facilities - Continued 101-109

Code	Expenditure Classification	Actual Expense 2002-03	Actual Expense 2003-04	Actual Expense 2004-05	Actual Expense 2005-06	Budget Approp. 2006-07	Estimated Year End 2006-07	% Used	Budget Approp. 2007-08
844	Grounds Maintenance	1,305	6,845	1,565	1,565	4,000	1,491	37.3%	4,000
845	Sprinkler Supplies	0	130	709	709	650	137	21.1%	1,000
	Total Operations & Maint.	345,987	351,650	401,339	401,339	410,250	375,902	91.6%	459,000
905	Capital Outlay - Capital for backup creation of Emergency Operations Center; Building Upgrades at Town Facilities	0	0	22,069	22,069	400,000	650,000	162.5%	100,000
906	Capital Projects					14,000	12,000		0
730	Debt Service - Transfers	82,318	854,792	1,838,533	1,838,533	550,000	550,000		
302	1999 COP								595,600
303	2001 COP								369,000
	COP payment for new Town Hall, Police Facility & Civic Center Park Assess. Department Sub-Total	503,736	1,296,401	2,338,802	2,338,802	1,511,750	1,682,322	111.3%	1,686,717
730	Transfer to Other Funds	(176,308)	(352,337)	(818,581)	(818,581)	(524,213)	(524,211)	100.0%	(590,351)
	Department Total	327,428	944,064	1,520,221	1,520,221	987,537	1,158,110	117.3%	1,096,366

Personnel Schedule	Actual 2002-03	Actual 2003-04	Actual 2004-05	Actual 2005-06	Actual 2006-07	Proposed 2007-08
Full Time:						
Maintenance Worker I					0.5	0.5
Custodian					2	3
Maintenance Aide						500 hrs

**Program: Administration - Public Facilities**

**Program Description:** The Public Facilities department represents those general government expenses directly related to equipment and facilities. Examples of those items included are General Funds rents and leases, copier leases, and facility maintenance. To better manage expenditures in the area of leases and facilities, this cost center was created. This budget includes cost for debt service on the Town Hall, Police Facility, and additional equipment as approved by the Town Council.

<b><u>Funding Source:</u></b>	General Fund Revenues	\$1,096,366	(65%)
	Wastewater Enterprise Fund	168,672	(10%)
	Street Maintenance Fund	253,008	(15%)
	Waste Management Fund	168,672	(10%)



Friends of Animals During Disasters volunteers



Code Enforcement staff photo 2007



Town of Apple Valley Police patrol car

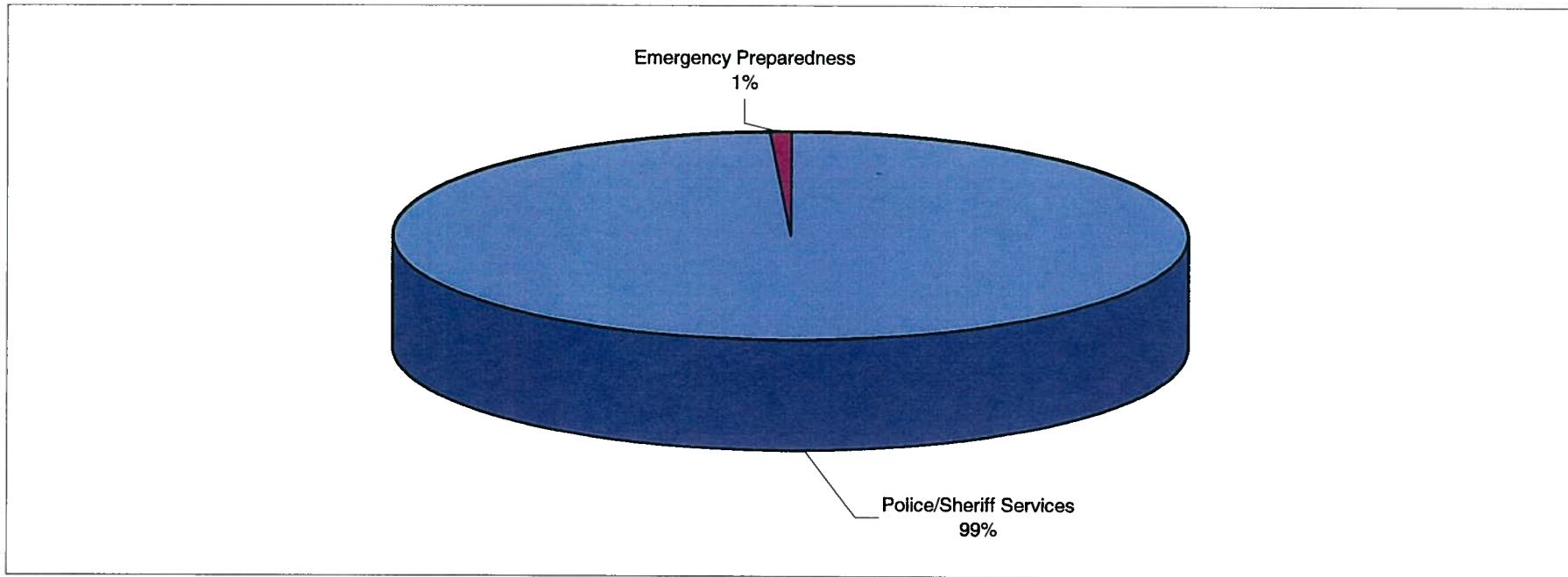
# Public Safety



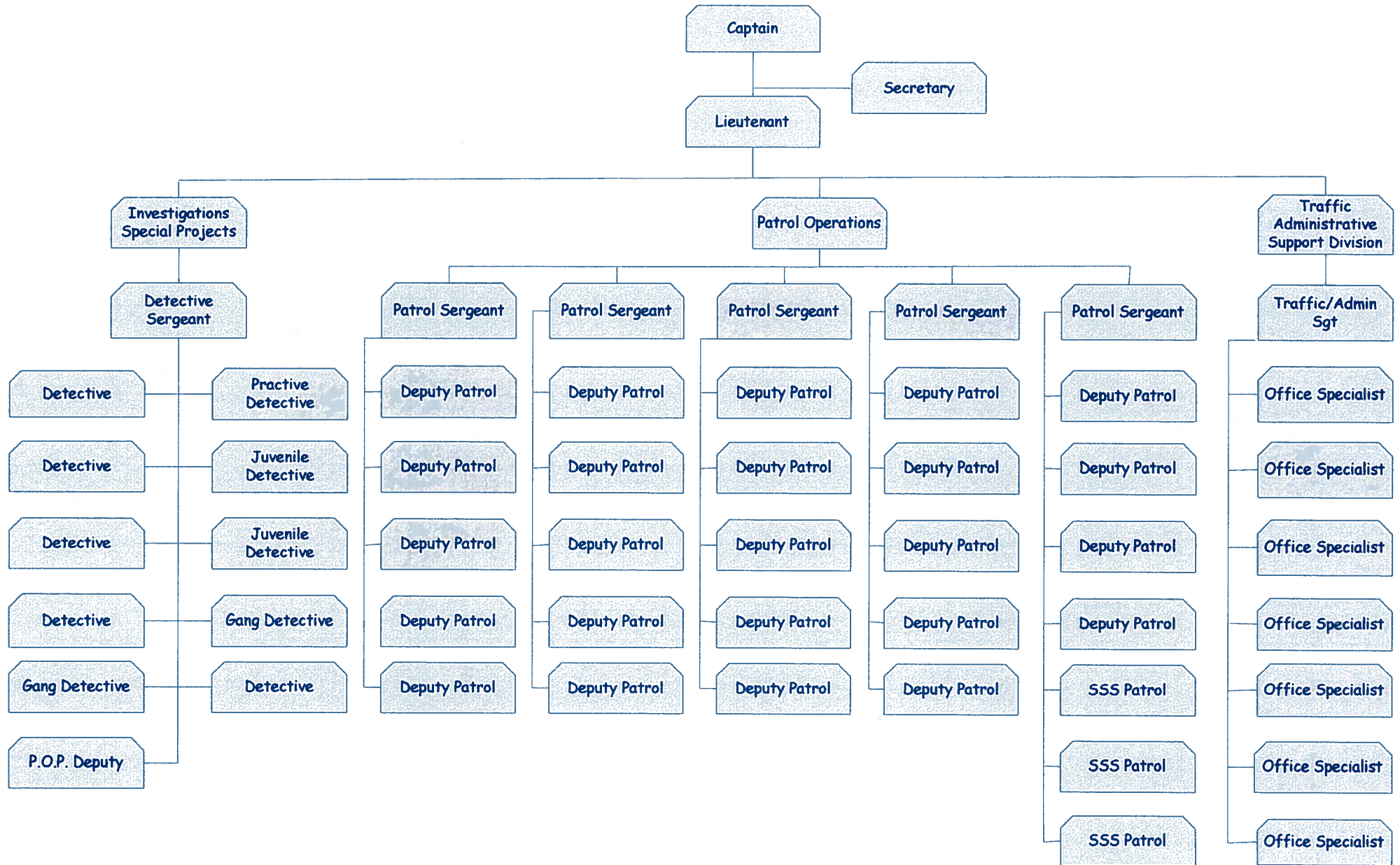
*This Page Left Blank Intentionally*

## 2007/08 Public Safety Expenditures

Police/Sheriff Services	9,368,409
Emergency Preparedness	83,675
<b>Total-Public Safety</b>	<b>9,452,084</b>



# TOWN OF APPLE VALLEY POLICE DEPARTMENT ORGANIZATION CHART 2007-2008



Town of Apple Valley  
 Department Operating Statement  
 Budget Appropriation for Fiscal Year Ending June 30, 2008  
 Department: Public Safety/Sheriff - Account Number 101-200

Code	Expenditure Classification	Actual Expense 2002-03	Actual Expense 2003-04	Actual Expense 2004-05	Actual Expense 2005-06	Budget Approp. 2006-07	Estimated Year End 2006-07	% Used	Budget Approp. 2007-08
729	Miscellaneous Costs related to operations not specifically budgeted.	14,583	31,342	29,183	21,342	30,000	13,557	45.2%	40,000
732	Special Dept Supplies - Tasers						57,900		
740-201	Contracted Services County Sheriff Represents the cost of Sheriff services at the current level. All positions provide and/or support the general law enforcement and traffic services of the Town. Amount includes WETIP @ \$2,584, 3% COWCAP (County Overhead), &	4,746,813	5,229,700	5,579,300	6,745,989	8,292,777	8,261,790	99.6%	8,651,779
201	Overtime @ \$170,000 including	170,000	0	170,000	0	0	0		170,000
205	A. V. Road Safety Project			34,166	10,676	34,000	4,702	13.8%	34,000
202	Booking Fees The County bills the Town for any booking over the three year average. The Town has historically received a reimbursement for booking fees	131,130	180,004	180,056	104,563	75,000	77,813	103.8%	80,000
203	Cal-ID Systems Comprehensive criminal ID system originally funded by the State, in cooperation with local law enforcement. The system provides access to data that is critical in solving crime.	42,552	42,688	47,327	45,975	47,890	47,890	100.0%	50,630



Public Safety - Sheriff Services - Continued 101-200

Code	Expenditure Classification	Actual Expense 2002-03	Actual Expense 2003-04	Actual Expense 2004-05	Actual Expense 2005-06	Budget Approp. 2006-07	Estimated Year End 2006-07	% Used	Estimated Year End 2007-08
204	Youth Accountability Officer 1/4 time of the School Attendance Officer is funded to provide services to the Youth Accountability Board.	4,492	0	0	0	0	0	0.0%	0
802	Utilities				7,007		5,847		7,000
806	Police Special Events				506				
809	Gasoline, Oil, Etc. Routine gas & oil expenses for sheriff vehicles. The Town now is charging gas through local vendors using the Voyager Credit Card.	49,821	19,853	235	130,040	155,000	83,246	53.7%	175,000
810	Vehicle Maintenance Cost associated with mainte- nance of sheriff vehicles. Most services are bid.	122,627	118,967	152,746	181,616	145,000	117,631	81.1%	160,000
	Total Operations & Maintenance	5,282,018	5,622,554	6,193,013	7,251,474	8,779,667	8,682,478	98.9%	9,368,409
905	Capital Outlay	78,252	0	7,072	14,169	0	14,169	0.0%	0
703	Transfer out of Police				(94,550)				
	Department Total	5,360,270	5,622,554	6,200,085	7,171,093	8,779,667	8,696,647	99.1%	9,368,409

Public Safety - Sheriff Services - Continued 101-200

Personnel Schedule	Actual 2002-03	Actual 2003-04	Actual 2004-05	Actual 2005-06	Actual 2006-07	Proposed 2007-08
Captain	1	1	1	1	1	1
Lieutenant	1	1	1	1	1	1
Sergeants	6	6	6	6	7	7
Deputies III	4	4	4	4	5	5
Deputies II	26	26	27	30	34	35
Secretary I	1	1	1	1	1	1
Office Specialists	6	6	6	6	7	7
Service Specialists	4	5	5	5	5	6
<b>Total Personnel</b>	<b>49</b>	<b>50</b>	<b>51</b>	<b>54</b>	<b>61</b>	<b>63</b>

Town of Apple Valley  
 Department Operating Statement  
 Budget Appropriation for Fiscal Year Ending June 30, 2008  
 Department: Emergency Preparedness - Account Number 101-201

Code	Expenditure Classification	Actual Expense 2002-03	Actual Expense 2003-04	Actual Expense 2004-05	Actual Expense 2005-06	Budget Approp. 2006-07	Estimated Year End 2006-07	% Used	Budget Approp. 2007-08
721	Office Supplies	992	(822)	1,000	588	3,000	3,000	0.0%	1,000
723	Printing	0	0	0	492	0	0	0.0%	0
725	Public Information	0	0	3,000	1,813	3,000	0	0.0%	3,000
	Funds budgeted to promote Town wide emergency preparedness								
732	Special Dept Supplies					2,000	914		3,000
810	Equipment and Supplies for EOC and Mobile Command Bus (CP336)				542	2,500	2,500		0
740	Contract Services	22,260	46,638	47,000	52,579	54,600	58,439	107.0%	62,675
	Town's share of the cost of the Emergency Preparedness Officer working with the Apple Valley Fire Protection District								0
761	Meetings & Conferences	0	3,122	4,000	4,276	1,000	0	0.0%	1,000
762	Mileage	0	0	0	0	0	0	0.0%	0
763	Education & Training	0	0	0	1,197	5,000	5,000	0.0%	8,000
	Total Operations & Maintenance	23,252	48,938	55,000	61,487	71,100	69,853	98.2%	78,675
905	Capital Outlay	0	0	0	2,393	2,000	170	0.0%	5,000
	Department Total	23,252	48,938	55,000	63,880	73,100	70,022	95.8%	83,675

	Actual 2002-03	Actual 2003-04	Actual 2004-05	Actual 2005-06	Actual 2006-07	Proposed 2007-08
Personnel Schedule						
Emergency Preparedness Coord.	0*	0*	0*	0*	0*	0*

\*Contract with Apple Valley Fire Protection District

**Program: Emergency Preparedness**

**Program Description:** Emergency Preparedness represents the ongoing commitment of the Town in preparing and monitoring an effective Emergency Preparedness plan for the Town and surrounding areas including an emergency operations plan, hazard mitigation plan, volunteer program, EOC and command bus operations, training disaster cost recovery, public education, etc. The program is funded through a Federal Emergency Management Program Grant (EMPG), Apple Valley Fire Protection District and the Town's General Fund.

**Programmatic Changes:** In keeping with the ongoing collaborative approach to services in the Town of Apple Valley, the Town will provide one-half of the cost of a full-time Emergency Services Manager. The service will be provided by the Apple Valley Fire Protection District.

**Funding Source:** General Fund Revenues

*This Page Left Blank Intentionally*



We encourage and facilitate community volunteers

# Public/Community Services

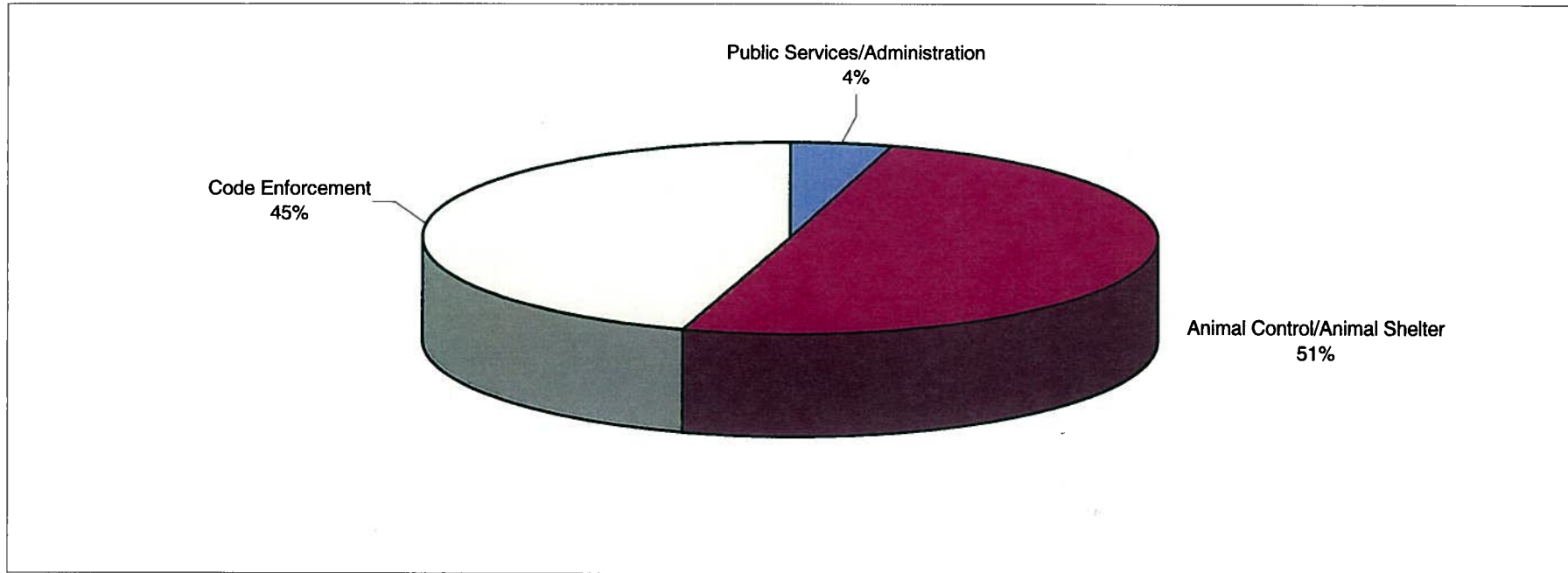
Public Works keeps our Town safe & clean



*This Page Left Blank Intentionally*

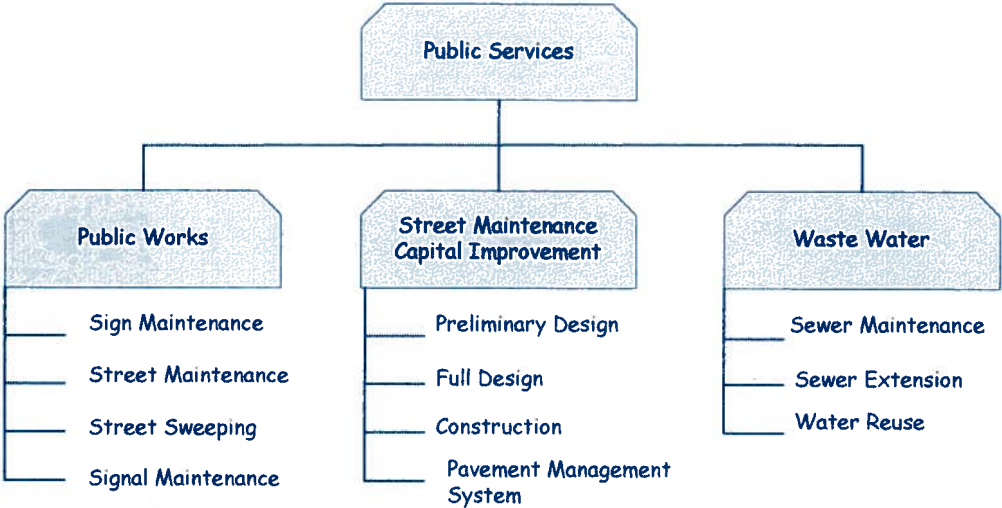
## 2007/08 Public/Community Services Expenditures

Public Services/Administration	106,943
Animal Control/Animal Shelter	1,192,271
Code Enforcement	1,079,060
<b>Total-Public Services</b>	<b>2,378,274</b>





TOWN OF APPLE VALLEY  
PUBLIC SERVICES  
ORGANIZATION CHART 2007-2008



Town of Apple Valley  
 Department Operating Statement  
 Budget Appropriation for Fiscal Year Ending June 30, 2008  
 Department: Public Services/Administration - Account Number 101-300

Code	Expenditure Classification	Actual Expense 2002-03	Actual Expense 2003-04	Actual Expense 2004-05	Actual Expense 2005-06	Budget Approp. 2006-07	Estimated Year End 2006-07	% Used	Budget Approp. 2007-08
	<b>Personnel Services</b>								
701	Salaries & Wages, Permanent	120,345	109,090	122,096	119,331	145,500	150,005	103.1%	189,205
702	Salaries & Wages, Part-time	0	0	0	0	0	0	0.0%	0
703	Salaries & Wages, Overtime	0	0	34	0	100	0	0.0%	100
	<b>Benefits</b>								
711	PERS	8,153	15,309	21,429	20,804	30,000	39,209	130.7%	42,153
710	Cafeteria Benefits	14,602	13,466	17,656	9,480	22,300	16,157	72.5%	19,200
713	Medicare	1,651	1,962	1,682	1,679	2,200	2,103	95.6%	2,500
714	Deferred Comp	164	0	0	5,781	0	5,902	0.0%	7,100
	<b>Total Benefits</b>	<b>24,570</b>	<b>30,737</b>	<b>40,767</b>	<b>37,744</b>	<b>54,500</b>	<b>63,372</b>	<b>116.3%</b>	<b>70,953</b>
	<b>Total Personnel</b>	<b>144,915</b>	<b>139,827</b>	<b>162,897</b>	<b>157,075</b>	<b>200,100</b>	<b>213,377</b>	<b>106.6%</b>	<b>260,258</b>
	<b>Operations &amp; Maintenance</b>								
721	Office Supplies Index binders, divider, filing trays, etc. unique to the department.	435	121	998	66	1,000	120	12.0%	1,000
722	Computer Supplies Toner cartridges, scanners for records, software updates & other computer supplies unique to Community Services	0	0	0	2,106	200	200	100.0%	1,000
724	Subscriptions Public Works related material and subscriptions.	84	0	53	12	100	22	22.3%	300
740	Contract Serices				1,450				

Public Services - Continued 101-300

Code	Expenditure Classification	Actual Expense 2002-03	Actual Expense 2003-04	Actual Expense 2004-05	Actual Expense 2005-06	Budget Approp. 2006-07	Estimated Year End 2006-07	% Used	Budget Approp. 2007-08
760	Memberships & Dues Public Works Association dues.	0	0	0	0	100	0	0.0%	500
761	Meetings & Conferences Meetings dealing with state & local public services matters.	26	(200)	826	64	200	58	29.1%	1,500
762	Mileage Mileage reimbursement for local and regional meetings	0	0	315	0	0	0	0.0%	0
763	Education & Training Training related to specialized Public Services programs.	0	105	474	(304)	0	0	0.0%	300
809	Gasoline, Diesel, Oil				1,115		1,054		1,500
810	Vehicle Maintenance	157	4	3,165	820	1,500	74	0.0%	1,000
	Total Operations & Maintenance Capital Expenditures	702	30	5,831	5,329	3,100	1,529	49.3%	7,100
905	Capital Outlay	0	0	0	0	32,000	24,700	77.2%	0
907	Debt Service Public Services share of Debt Service on Public Works facility.	17,753	22,347	0	0	0	0	0.0%	0
	Department Sub-Total	163,370	162,204	168,728	162,404	235,200	239,606	101.9%	267,358
730	Transfer to Other Funds	(97,260)	(97,322)	(119,520)	(146,160)	(154,920)	(154,920)	100.0%	(160,415)
	Department Total	66,110	64,882	49,208	16,244	80,280	84,686	105.5%	106,943

Public Services - Continued 101-300

	Actual	Actual	Actual	Actual	Actual	Proposed
Personnel Schedule	2002-03	2003-04	2004-05	2005-06	2006-07	2007-08
Public Services Director	1	1	1	1	1	1
Administrative Secretary	.5	.5	1	1	1	1

**Program: Public Services Administration**

**Program Description :** The Department of Public Services is responsible for managing and administering a comprehensive public service program for the Town of Apple Valley. The department coordinates and directs the activities of the Town's street maintenance and wastewater collection departments.

Public Services Administration is responsible for overseeing the daily operation of the department such as establishing policies and procedures, monitoring work flow and performance levels, and administering consultant contracts. In addition to providing administrative services to the Department programs, Public Services staff serves as the designated contact to the VVWRA joint powers authority for sewage treatment and disposal services.

**Programmatic Changes:** Based on the Classification Study, the Public Services Director will be taking over the operations of the Parks and Recreation Department. Because of the many independent funds managed by Public Services an appropriate transfer is made to various other funds under the Manager's area of control to accurately reflect the cost of each function as well as credit the General Fund appropriately.

**Funding Source:**

General Fund Revenues	\$106,943	(40%)
Street Maintenance Fund	26,736	(10%)
Wastewater Enterprise Fund	133,679	(50%)

Town of Apple Valley  
 Department Operating Statement  
 Budget Appropriation for Fiscal Year Ending June 30, 2008  
 Department: Animal Control 101-301

Code	Expenditure Classification	Actual Expense 2002-03	Actual Expense 2003-04	Actual Expense 2004-05	Actual Expense 2005-06	Budget Approp. 2006-07	Estimated Year End 2006-07	% Used	Budget Approp. 2007-08
	<b>Personnel Services</b>								
701	Salaries & Wages - Permanent	179,850	234,713	257,620	240,436	289,000	253,442	87.7%	331,700
702	Salaries & Wages - Part-time	0	0	3,098	3,504	7,000	8,842	0.0%	11,600
703	Salaries & Wages - Overtime	948	4,072	16,585	10,494	10,000	10,390	103.9%	10,500
	<b>Total Salaries</b>	<b>180,798</b>	<b>238,785</b>	<b>277,303</b>	<b>254,434</b>	<b>306,000</b>	<b>272,674</b>	<b>89.1%</b>	<b>353,800</b>
	<b>Benefits</b>								
711	PERS	18,059	33,051	44,652	49,257	58,400	60,566	103.7%	73,900
710	Cafeteria Benefits	33,060	30,228	34,303	45,783	56,373	43,500	77.2%	67,200
713	Medicare	2,791	3,409	4,043	4,261	4,000	4,821	120.5%	4,810
	<b>Total Benefits</b>	<b>53,910</b>	<b>66,688</b>	<b>82,998</b>	<b>99,301</b>	<b>118,773</b>	<b>108,886</b>	<b>91.7%</b>	<b>145,910</b>
	<b>Total Personnel</b>	<b>234,708</b>	<b>305,473</b>	<b>360,301</b>	<b>353,735</b>	<b>424,773</b>	<b>381,561</b>	<b>89.8%</b>	<b>499,710</b>
716	Uniform Expense Uniforms for animal control staff	0	0	1,250	2,886	3,000	1,399	46.6%	2,000
	<b>Operations &amp; Maintenance</b>								
721	Office Supplies Dog license tags, rings, & envelopes, Animal laws revision handbooks, office supplies for Animal Control.	1,391	856	7,474	2,372	4,000	1,238	30.9%	2,000
722	Computer Supplies Printers and computer supplies	0	0	0	5,801	4,000	3,768	94.2%	1,000

Animal Control - Continued 101-301

Code	Expenditure Classification	Actual Expense 2002-03	Actual Expense 2003-04	Actual Expense 2004-05	Actual Expense 2005-06	Budget Approp. 2006-07	Estimated Year End 2006-07	% Used	Budget Approp. 2007-08
723	Printing Impound slips, citations, Notices of Violation, trap agreements,bite reports,etc.	1,273	1,713	3,746	2,678	3,000	1,524	50.8%	3,000
724	Subscriptions Animal Control related publications	0	0	0	39	250	0		250
729	Miscellaneous	1,452	4,835	22,408	3,276	0	0		0
732	Special Department Supplies Animal traps, chemical dart gun dog leashes, snares, catch poles, and other specialty equipment related to animal control	0	0	0	8,394	12,000	12,000	100.0%	12,000
740	Contracted Services	64	28	3,747	64	0	92		0
301	County Public Health	2,500	0	2,500	0	2,500	2,500	100.0%	2,500
303	Stiles Removal/D&D Removal	3,540	4,140	5,630	6,200	7,000	5,722	81.7%	7,000
305	Emergency Veterinary Services	802	2,942	5,700	254	0	50		0
306	Spay/Neuter Program	20,052	22,255	32,915	26,349	25,000	27,410	109.6%	30,000
745	Legal Services				6,045	5,500	0		5,500
	Total Contracted Services	26,894	29,337	50,492	38,912	40,000	35,774	89.4%	45,000
760	Memberships & Dues Professional organization dues	100	100	100	205	250	137	54.9%	250

Animal Control - Continued 101-301

Code	Expenditure Classification	Actual Expense 2002-03	Actual Expense 2003-04	Actual Expense 2004-05	Actual Expense 2005-06	Budget Approp. 2006-07	Estimated Year End 2006-07	% Used	Budget Approp. 2007-08
761	Meetings & Conferences Staffs attendance to meetings and training seminars related to animal control	0	0	0	542	2,500	749	30.0%	2,500
762	Mileage Local travel for meetings.	0	0	0	196	250	0	0.0%	0
763	Education & Training Skills training for officers and staff including animal control academies and tuition reimbursement for staff.	419	835	458	5,294	3,000	3,019	100.6%	3,500
801	Advertising Newspaper and radio ads for rabies vaccination clinics at 2-3 per year. Canvassing & Spay/Neuter Programs.	204	0	0	0	1,000	1,785	178.5%	2,500
809	Gasoline, Diesel and Oil	0	0	0	11,866	12,000	10,903	90.9%	15,000
810	Vehicle Maintenance Maintenance on 5 animal control vehicles	7,527	18,936	11,684	3,199	10,000	2,265	22.6%	10,000
813	Equipment Maintenance Service charge for radios, battery replacements and repairs as needed.	97	5	517	0	1,000	327	32.7%	1,000
	Total Operations & Maint.	39,421	56,645	98,129	85,660	96,250	74,887	77.8%	100,000
	Capital Expenditures								
905	Capital Outlay Horse Trailer, and corrals to be used by Field and Shelter staff	0	0	325,977	42,851	2,000	2,441	122.1%	8,000

Animal Control - Continued 101-301

962	Vehicle & Equipment replacement fund.	8,000	8,000	8,000	0	8,000	0	0.0%	0
	Total Capital Expenditures	8,000	8,000	333,977	42,851	10,000	2,441		8,000
	Department Total	282,129	370,118	792,407	482,246	531,023	458,889	86.4%	607,710

Personnel Schedule	Actual 2002-03	Actual 2003-04	Actual 2004-05	Actual 2005-06	Actual 2006-07	Proposed 2007-08
Animal Control Supervisor	1	1	1	1	1	1
Senior Animal Control Officer	1	0	1	1	1	1
Animal Control Officer II	1	1	2	2	2	3
Animal Control Officer I	0	2	0	0	0	0
Animal Control Technician	2	2	2	2	2	2.5
Senior Clerk-Office Assistant	0	0	0	0	0.25	0
Totals	5	6	6	6	6.25	7.5

**Program: Animal Control Division**

**Program Description:** The Animal Control Division is responsible for the administration and enforcement of State, and Town adopted codes and ordinances related to animals. This responsibility includes meeting all state mandates for the control of rabies, and humane care of animals. This Division assures these standards by providing an organized, coordinated procedure by canvassing for licensed dogs, monitoring rabies vaccinations, providing public education and low-cost spay/neuter program.

**Programmatic Changes:** The recent population growth along with the addition of the animal shelter, has increased the operational demands of animal control. In 2002, Animal Control responded to a total of 3,670 calls for service. In 2006, the division responded to 5,197 calls for service. This is a 42% increase in calls. Early estimates are predicting that calls for service in 2007 will total 5,500. As calls for service increase, there is less time for officers to conduct license/rabies enforcement and leash law violations. In 2000, the Town's population was 54,000. The current population is 75,000. This increase has resulted in a higher volume of calls for service, phone calls, and visitors to the shelter facility. In addition, animal control is open six days a week, providing an increased service to the residents of the Town. Based on current staffing levels, animal control operates with a minimal staff on Mondays and Saturdays. To ensure adequate coverage at the animal control counter and quality customer service, this budget reflects a request for changing a part-time Senior Clerk Typist to a full-time Animal Control Technician, which will be supported by both the animal control and shelter budgets and the addition of an Animal Control Officer. The addition of an Animal Control Officer will allow more time to patrol the town for stray animals, provide the ability to schedule an officer to patrol town earlier in the day and later in the day when most loose dogs are reported, and allow for additional coverage on Saturdays.

**Funding Source: General Fund (Fee Supported)**

Total revenues anticipated from licenses, renewals, citations and miscellaneous fines and fees collected in-house for 2007/2008 are estimated at \$254,000



Town of Apple Valley  
 Department Operating Statement  
 Budget Appropriation for Fiscal Year Ending June 30, 2008  
 Department: Animal Shelter 101-304

Code	Expenditure Classification	Actual Expense 2002-03	Actual Expense 2003-04	Actual Expense 2004-05	Actual Expense 2005-06	Budget Approp. 2006-07	Estimated Year End 2006-07	% Used	Budget Approp. 2007-08
	Personnel Services								
701	Salaries & Wages - Permanent				194,928	247,500	254,520	102.8%	306,500
702	Salaries & Wages - Part-time				4,742	10,000	10,042	100.4%	11,600
703	Salaries & Wages - Overtime				3,450	6,000	1,149	19.1%	2,000
	Total Salaries				203,120	263,500	265,711	100.8%	320,100
	Benefits								
711	Pers				39,666	54,522	52,029	95.4%	68,300
710	Cafeteria Benefits				44,433	49,254	55,929	113.6%	67,200
713	Medicare				3,181	4,784	4,257	89.0%	4,641
715	FICA				294	1,000	622	62.2%	720
	Total Benefits				87,574	109,560	112,836	103.0%	140,861
716	Uniform Expense Uniforms for shelter staff and volunteers				1,075	1,500	718	0.0%	1,500
	Total Salaries & Benefits				291,769	374,560	379,265	101.3%	462,461
	Operations & Maintenance								
721	Office Supplies AVID chip renewal forms, receipt books, note pads, audio tapes, pens, paper, animal i.d. collars, etc.				3,507	4,000	1,500	37.5%	2,000
722	Computer Supplies Printers and computer supplies				3,909	4,000	4,000	100.0%	1,600

Animal Shelter - Continued 101-304

Code	Expenditure Classification	Actual Expense 2002-03	Actual Expense 2003-04	Actual Expense 2004-05	Actual Expense 2005-06	Budget Approp. 2006-07	Estimated Year End 2006-07	% Used	Budget Approp. 2007-08
723	Printing/Department Supplies				1,525	3,000	634	21.1%	2,000
724	Subscriptions				39	250	0		250
729	Miscellaneous Moved to Special Department Supplies				10,198	0	0		0
732	Special Department Supplies Cleaning supplies, small equipment, leashes, litter pans, disinfectants, housekeeping supplies and maintenance				6,604	15,000	8,095	54.0%	15,000
740	Contracted Services Contracts with professional service providers as follows				9,990	10,000	4,689	0.0%	5,000
302	Drugs and Vaccinations Treatment of shelter animals				13,163	17,000	17,594	103.5%	20,000
303	Stiles Removal/D&D Removal				6,135	6,000	4,886	81.4%	5,500
305	Veterinary Services Health care of shelter animals				6,089	9,000	4,500	50.0%	6,000
306	Adoption Spay / Neuter Spay and neuter program for adopted animals				24,069	30,000	24,722	82.4%	30,000
	Total Contracted Services				59,446	62,000	51,701	83.4%	61,500
760	Memberships and Dues				0	100	0	0.0%	250
762	Mileage Local travel for meetings.				0	50	0	0.0%	0

Animal Shelter - Continued 101-304

Code	Expenditure Classification	Actual Expense 2002-03	Actual Expense 2003-04	Actual Expense 2004-05	Actual Expense 2005-06	Budget Approp. 2006-07	Estimated Year End 2006-07	% Used	Budget Approp. 2007-08
763	Education & Training Skills training for shelter staff and tuition reimbursement				208	3,000	3,000	100.0%	3,000
801	Advertising Newspaper and radio ads for rabies vaccination clinics				1,015	2,500	1,834	73.4%	2,500
855	Animal Food Supplies Delivery of food supplies to shelter				3,261	10,000	6,735	67.4%	10,000
813	Equipment Maintenance AVID scanners and radio battery replacements and repairs as needed				100	2,000	1,000	50.0%	2,000
	Total Operations & Maint.				89,812	115,900	83,189	71.8%	105,100
	Capital Expenditures								
905	Capital Equipment Small canine/puppy kennels-Portable (\$3100) operational needs of the Portable outdoor lighting (\$350), Folding table/chairs (\$600), Shelving cat cages (\$1000), Horse Trailer (\$6,000), Outdoor trash receptacles (\$1600) kennel runs (\$3500), large animal pens (\$4000)				7,763	78,000	56,470	72.4%	17,000
962	Vehicle Replacement				0	3,000	0	0.0%	0
	Department Total	-	-	-	389,344	571,460	518,924	90.8%	584,561

Animal Shelter - Continued 101-304

Personnel Schedule	Actual 2002-03	Actual 2003-04	Actual 2004-05	Actual 2005-06	Actual 2006-07	Proposed 2007-08
Animal Shelter Supervisor				0	1	1
Animal Control Technician				2	2	2.5
Animal Shelter Attendant				3	3	4
Registered Veterinary Tech				1	1	1
Part-time Shelter Assistant				1	0	0
Senior Office Assistant				0	0.25	0
<b>Total</b>				<b>7</b>	<b>7.25</b>	<b>8.5</b>

**Program: Animal Shelter:**

**Program Description:** The Animal Shelter is responsible for the care and welfare of Animals impounded and housed at the Town's Animal Shelter until they are claimed by the owner, adopted by a new owner or humanly euthanized if not adoptable. This responsibility includes meeting all state mandates for the operation of Shelters, Rabies control and providing quarantine for Animals who have bitten people, are sick or who pose a threat to the General Public.

The Shelter was opened March 1, 2005. The goal of this department is to house and care for all animals impounded or placed in this facility until the Animal's are returned to the owner, or adoptable animals placed with a new owner. This includes spay or neuter of all adopted animals and providing all necessary vaccinations to dogs and cats less than 1 year of age when admitted to the Shelter. Vaccinations will provide added care to ensure all measures are being taken to provide a healthy environment to all animals while at the Shelter.

**Programmatic Changes:**

Included in this budget request are funds to improve the shelter and customer service by purchasing corrals, large animal pens, portable outdoor lighting, and a horse trailer. Staff has been working with various dog clubs and will be expanding shelter programs to include dog obedience classes.

**Funding Source:** General Fund (Fee Supported)

Based on revenues from 2006/2007, total revenues anticipated from adoptions, microchipping, owner turn-in fees, and miscellaneous for 2007/2008 are estimated at \$67,500. The division will conduct various promotional adoption programs, vaccination clinics and dog training courses to help offset general fund expenditures for operating the shelter.

Town of Apple Valley  
 Department Operating Statement  
 Budget Appropriation for Fiscal Year Ending June 30, 2008  
 Department: Code Enforcement - Account Number 101-302

Code	Expenditure Classification	Actual Expense 2002-03	Actual Expense 2003-04	Actual Expense 2004-05	Actual Expense 2005-06	Budget Approp. 2006-07	Estimated Year End 2006-07	% Used	Budget Approp. 2007-08
	Personnel Services								
701	Salaries & Wages - Permanent	310,267	139,000	286,952	460,900	487,000	534,190	109.7%	603,060
702	Salaries & Wages - Part-time	34,208	27,633	36,328	41,994	55,000	31,836	57.9%	41,900
703	Salaries & Wages - Overtime	5,034	9,495	15,036	13,590	20,000	8,549	42.7%	10,000
	Benefits								
711	PERS	27,548	48,171	76,533	104,647	98,000	126,679	129.3%	139,100
710	Cafeteria Benefits	54,625	50,575	55,245	79,943	88,773	101,901	114.8%	115,200
713	Medicare	5,250	5,019	5,927	7,723	7,800	8,611	110.4%	9,700
715	FICA	2,549	1,928	1,254	633	4,000	489	12.2%	2,600
	Total Benefits	89,972	105,693	138,959	192,946	198,573	237,679	119.7%	266,600
	Total Personnel	439,481	281,821	477,275	709,430	760,573	812,254	106.8%	921,560
	Uniform Expenses								
716	Uniform Cleaning and purchasing	748	6,218	2,719	5,640	5,000	1,646	32.9%	4,250
	Operations & Maintenance								
721	Office Supplies Reduced due to centralized purchasing.	1,004	6,157	1,067	1,092	750	449	59.9%	750
722	Computer Supplies/Equip Printer cartridges, disks, camera memory, etc.	894	598	349	667	1,500	0	0.0%	1,000

## Code Enforcement - Continued 101-302

Code	Expenditure Classification	Actual Expense 2002-03	Actual Expense 2003-04	Actual Expense 2004-05	Actual Expense 2005-06	Budget Approp. 2006-07	Estimated Year End 2006-07	% Used	Budget Approp. 2007-08
723	Printing Increased citations, violation notices, educational flyers, slides, film developing, receipts books, name badges.	85	265	494	1,413	2,000	2,330	116.5%	2,000
724	Subscriptions LANE Guide, Uniform Building Code, Uniform Housing Code, and related publications.	200	85	85	85	200	154	77.1%	500
725	Public Information Voluntary Compliance Program Tire Amnesty, Blight Programs, Vehicle Abatement, Rental Housing Inspections and other programs	0	0	297	1,967	2,000	504	25.2%	2,000
727	Graffiti Supplies Matched paint graffiti removal and patch removal program, with both increasing costs and volume of graffiti.	4,580	6,634	7,209	20,725	40,000	38,611	96.5%	42,000
729	Miscellaneous Moved to Special Department Supplies	474	638	703	773	1,500	255	17.0%	0
732	Special Dept Supplies/Exp Cameras, videos, larvacide, radio batteries, stakes, caution tape and other special department supplies	0	0	0	2,629	5,500	2,851	100.0%	5,500
745	Legal Services Cost of attorney service for review of problem cases, issues and proposed ordinances; court appearance as required	0	0	15,540	19,228	6,000	4,118	68.6%	6,000

## Code Enforcement - Continued 101-302

Code	Expenditure Classification	Actual Expense 2002-03	Actual Expense 2003-04	Actual Expense 2004-05	Actual Expense 2005-06	Budget Approp. 2006-07	Estimated Year End 2006-07	% Used	Budget Approp. 2007-08
740	Contracted Services Building demolition or secure- ment; emergency abatements	7,657	20,980	3,814	20,582	20,000	23,362	116.8%	20,000
760	Membership & dues CACEO memberships for officers				525	1,000	0	0.0%	1,000
762	Mileage Reimbursement for use of private vehicle when necessary.	0	0	100	0	200	0	0.0%	0
763	Education & Training Various training programs to improve skills of staff including CACEO certification, tuition reimbursement.	1,275	1,125	2,806	3,101	6,250	4,802	76.8%	6,500
801	Advertising Legal advertising required of Code Enforcement activity	0	165	0	311	500	919	183.8%	1,500
809	Gasoline, Diesel, oil Gasoline for 10 code enforcement vehicles and community enhancement van	8922	9,663	12,758	20,376	18,000	20,621	114.6%	24,000
810	Vehicle Maintenance Maintenance of 10 code enforcement vehicles and van	7,087	8,602	5,423	11,181	15,000	9,914	66.1%	15,000
813	Equipment Maintenance Nextel Equipment maintenance and connection fees/Radio maintenance	(301)	89	172	395	3,000	0	0.0%	1,500

Code Enforcement - Continued 101-302

Code	Expenditure Classification	Actual Expense 2002-03	Actual Expense 2003-04	Actual Expense 2004-05	Actual Expense 2005-06	Budget Approp. 2006-07	Estimated Year End 2006-07	% Used	Budget Approp. 2007-08
840	Small Tools Tools for handling illegal dumps, setting up caution taped areas, securing houses				177	1000	274	27.4%	1,000
905	Capital Expenditures Capital Outlay New truck to replace highest mileage vehicle, (\$23,000); new computers (\$3,000).	0	0	32,235	47,491	26,000	34,743	133.6%	23,000
	Replacement Vehicle Fund Funds set aside for future purchase of vehicles.	20,000	20,000	15,500	0	5,500	0	0.0%	0
	Sub-Total	492,106	363,040	578,546	867,788	921,473	957,807	103.9%	1,079,060
730	CDBG Transfer Current Year	(95,530)	(30,000)	(30,000)	0	0	0		0
	2005/06 CDBG Allocation	(60,000)	(60,000)	0	0	0	0		0
730	Transfer to other funds	0	0	0	(181,243)	0	0		0
	Tire Amnesty Grant	0	0	0	0	0	0		0
	Department Total	336,576	273,040	548,546	686,545	921,473	957,807	103.9%	1,079,060

Personnel Schedule	Actual 2002-03	Actual 2003-04	Actual 2004-05	Actual 2005-06	Actual 2006-07	Proposed 2007-08
Code Enforcement District Supervisor	2	2	2	2	2	2
Senior Code Enforcement Ofcr	0	0	0	0	0	1
Code Enforcement Officer II	5	5	5	7	8	7
Community Enhancement Ofcr	0.5	0.5	0.5	0.5	0.5	0.5
Code Enforcement Technician	2	2	2	2	3	3
Part-time Code Enforcment Technicia	0	0	0	0	1	2
Senior Office Assistant	1	1	1	1	1	0
Total	10.5	10.5	10.5	12.5	15.5	15.5



**Program: Code Enforcement**

**Program Description:** The Code Enforcement Department is responsible for the administration and enforcement of the uniform codes and Town adopted laws and ordinances. There are three components to the Code Enforcement Department: Reactive, Proactive and Problem Oriented Policing (POP). One full-time Officer is assigned to POP, with additional officers available as the workload demands. The department also supports a Community Enhancement Officer working part-time, supervising the Town's work release program on weekends using work release inmates from the Glen Helen Detention facility. The Code Enforcement Department also conducts annual property maintenance inspections of the exteriors of rental housing.

**Programmatic Changes:** The focus of the CDBG target area (POP) enforcement program will continue to be set at a maintenance level in the Mountain Vista area. The citizen group known as "Vista Loma" continues to establish itself in target area #2, augmenting the Town's effort to achieve improved property maintenance and living conditions for low/moderate income residents. Additional money has been allocated for costs incurred for graffiti removal, legal services and an increasing focus on illegal off-road riding. The property maintenance inspection program has been expanded to include single family housing rentals. To adequately staff this program the Council authorized an additional officer and part-time code enforcement technician, which have been included in this budget. Code Enforcement has also increased coverage on Saturdays. To assist with the supervision of employees on Saturdays, a promotional Senior Code Enforcement Officer position is being proposed.

**Funding Source:** General Fund (Fee Supported)



This commercial development stands along Central Rd.

# Development Services: Planning - Building & Safety - Engineering

Sky Haven Ranch on Bear Valley is a new residential development

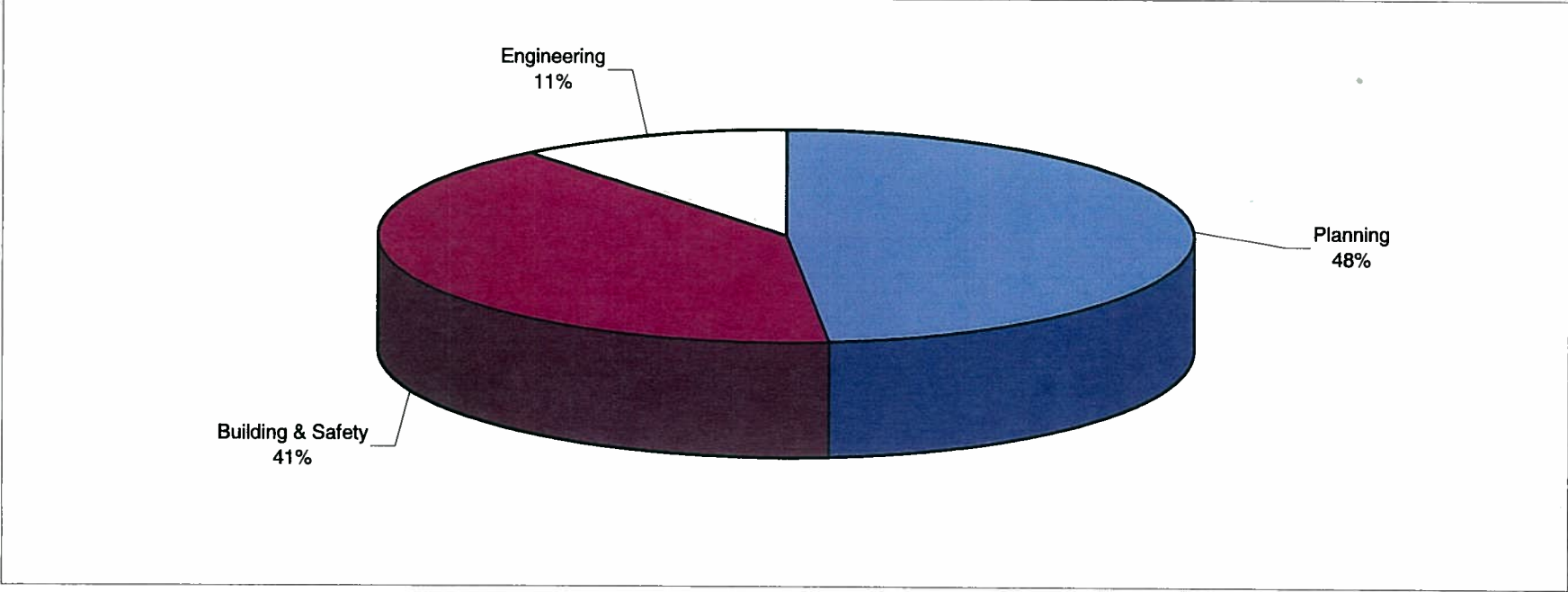


*This Page Left Blank Intentionally*

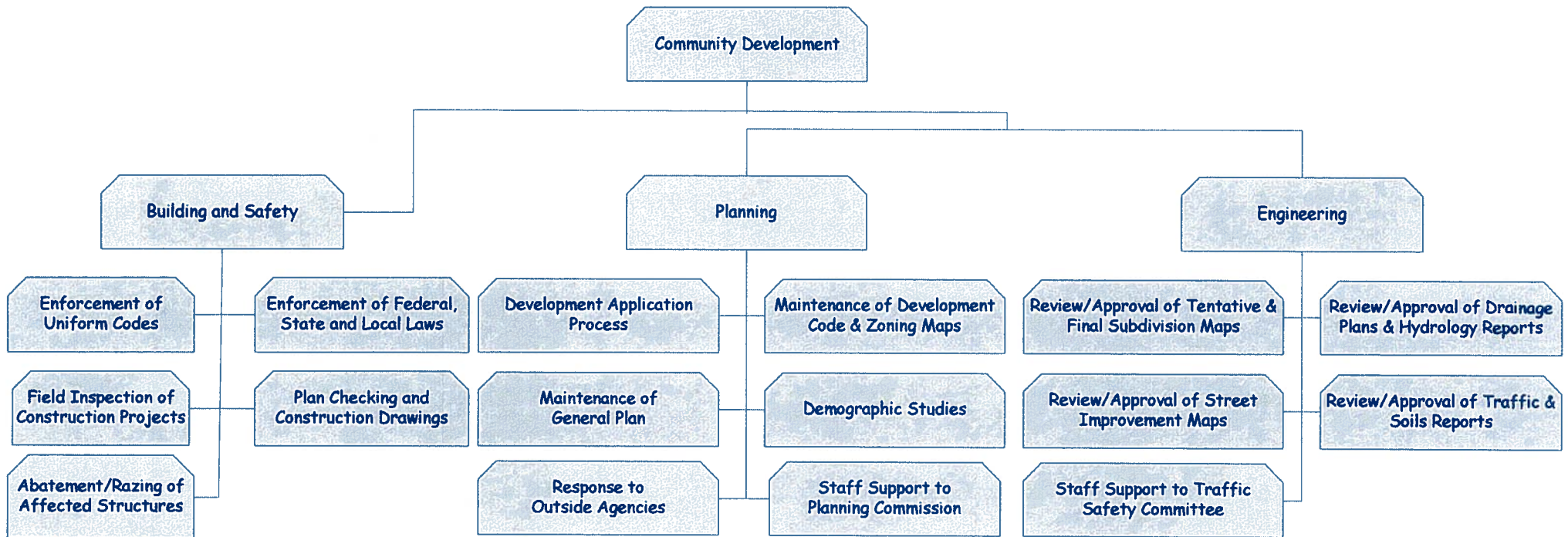
# 2007/08 Community Development Expenditures

Planning	1,418,654
Building & Safety	1,202,500
Engineering	320,950

Total-Econ. & Redevelopment Services 2,942,104



# TOWN OF APPLE VALLEY COMMUNITY DEVELOPMENT ORGANIZATION CHART 2007-2008



Town of Apple Valley  
 Department Operating Statement  
 Budget Appropriation for Fiscal Year Ending June 30, 2008  
 Department: Planning - Account Number 101-401

Code	Expenditure Classification	Actual Expense 2002-03	Actual Expense 2003-04	Actual Expense 2004-05	Actual Expense 2005-06	Budget Approp. 2006-07	Estimated Year End 2006-07	% Used	Budget Approp. 2007-08
	Personnel Services								
701	Salaries & Wages, Permanent	243,872	285,881	335,178	381,555	470,000	358,503	76.3%	425,840
702	Salaries & Wages, Part-time	6,839	0	(432)	12,282	24,000	7,721	32.2%	26,800
703	Salaries & Wages, Overtime	0	0	0	0	0	130	0.0%	0
	Total Salaries	250,711	285,881	334,746	393,837	494,000	366,355	74.2%	452,640
	Benefits								
711	PERS	25,657	48,017	69,532	77,789	92,500	82,915	89.6%	100,844
710	Cafeteria Benefits	31,073	36,605	41,620	44,950	72,400	50,959	70.4%	72,400
713	Medicare	3,675	4,192	4,865	5,945	7,250	5,556	76.6%	6,450
714	Deferred Comp	-	-	-	7,219	-	7,517	0.0%	9,300
715	FICA		52		762	1,200	478	39.9%	1,670
	Total benefits	60,405	88,866	116,017	136,665	173,350	146,947	84.8%	190,664
	Total Personnel	311,116	374,747	450,763	530,502	667,350	513,302	76.9%	643,304
	Operations & Maintenance								
721	Office Supplies Special supplies for presentations, graphic supplies for preparation & update of maps & exhibits.	1,166	5,179	2,155	1,197	1,500	514	34.3%	1,500
722	Computer Supplies Supplies for digitizing Town mapping information required by SCAG.	3,037	322	985	0	1,000	879	87.9%	1,000
723	Printing	0	0	64	52	100	1,332	0.0%	1,400

Planning - Continued 101-401

Code	Expenditure Classification	Actual Expense 2002-03	Actual Expense 2003-04	Actual Expense 2004-05	Actual Expense 2005-06	Budget Approp. 2006-07	Estimated Year End 2006-07	% Used	Budget Approp. 2007-08
724	Subscriptions General publications related to planning issues and techniques.	131	213	109	71	300	252	84.0%	250
725	Public Information Informational hand-outs and other documents on planning issues, the General Plan, Specific Plans and Development Code.	902	0	66	0	100	357	356.6%	400
740	Contracted Services and Associated costs for the General Plan Update & Development Code. Other services for the Habitat Conservation Plan. Amendment to the North Apple Valley Industrial Specific Plan and General Plan Amendments and Specific Plans.	159	0	50,893	383,367	500,000	254,767	51.0%	728,000
760	Memberships & Dues American Planning Assoc. & related State Organizations	297	90	500	320	500	566	113.1%	600
761	Meetings & Conferences League of California Cities Planners Institute, Annual Planning Conference for Commissioners & Staff.	6,600	4,864	2,637	4,413	6,000	449	7.5%	6,000
762	Mileage Travel to local & regional meetings.	826	1,822	212	1,086	2,000	183	9.2%	1,200

Planning - Continued 101-401

Code	Expenditure Classification	Actual Expense 2002-03	Actual Expense 2003-04	Actual Expense 2004-05	Actual Expense 2005-06	Budget Approp. 2006-07	Estimated Year End 2006-07	% Used	Budget Approp. 2007-08
763	Education & Training Continuing Education for staff including the CEQA, Planning Law Subdivision Map Act Seminars, etc.	285	1,358	1,369	1,421	1,400	1,469	104.9%	2,000
801	Advertising Planning required Legal Publications. This also includes filing fees required for Town initiated CEQA documents	10,195	2,270	2,860	6,454	4,000	4,395	109.9%	21,000
805	Commission Expense Stipend paid to Planning Commissioners for attending meetings.	9,824	12,400	12,200	13,400	12,500	11,314	90.5%	12,000
813	Equipment Maintenance Total Operations & Maint.	0 33,422	0 28,518	0 74,050	411,781	529,400	276,478	0.0% 52.2%	775,350
905	Capital Expenditures Capital Outlay Upgrade and New Computers	0	14,000	56,729	0	0	0	0.0%	0
	Sub-Total	344,538	417,265	581,542	942,283	1,196,750	789,780	66.0%	1,418,654
	Transfer to Other Funds	0	0	0	0	0	0	0.0%	0
	Department Total	344,538	417,265	581,542	942,283	1,196,750	789,780	66.0%	1,418,654



Planning Continued 101-401

Personnel Schedule	Actual 2002-03	Actual 2003-04	Actual 2004-05	Actual 2005-06	Actual 2006-07	Proposed 2007-08
Assistant Dir/Comm.Development	1	1	1	1	1	1
Principal Planner	1	1	1	1	1	1
Senior Planner	1	1	5	2	2	2
Associate Planner	1	1	1	2	2	2
Administrative Secretary	1	1	1	1	1	1
Intern (2 Part Time)	.5	.5	.5	1	1	1
<b>Total</b>	<b>5.5</b>	<b>5.5</b>	<b>6.5</b>	<b>8</b>	<b>8</b>	<b>8</b>

**Program: Planning Services**

**Program Description:** The Planning Division has primary responsibility for assisting, coordinating and processing development applications and for providing information to the public regarding planning, zoning, housing and development standards, criteria and laws. The Planning Division assists the Building and Safety Division in the "Plan Check" process by reviewing submitted plans pertaining to Development Code standards addressing setbacks, parking, size and landscaping, as well as Planning Commission requirements such as conditions of approval and environmental mitigation measures. The Planning Division assists the Code Compliance staff with zoning related cases by identifying and interpreting applicable sections of the Development Code. State Mandated programs, such as updating the various Elements of the General Plan (such as the Housing, Circulation, Land Use, Open Space and Safety Elements), the annual report submitted to the State Department of Housing and Community Development (HCD) on the status of the General Plan and conformance to the goals of the Housing Element, and monitoring the Development Code for needed Code Amendments or clarifications and correcting any inconsistencies between the General Plan Land Use Element and the zoning map, are also the responsibility of the Planning Division.

**Programmatic Changes:** The Planning Division continues to experience increasing demands for services at the public counter, over the phone, providing Plan Check services, revising the Development Code, assisting in Code Enforcement activities and regarding processing applications and submissions. This fiscal year funds have been allocated to update the General Plan. In addition, \$500,000 has been included in this year's budget should the Council determine to proceed with a Habitat Conservation Plan to support the Town's economic development goals.

Town of Apple Valley  
 Department Operating Statement  
 Budget Appropriation for Fiscal Year Ending June 30, 2008  
 Department: Building & Safety - Account Number 101-402

Code	Expenditure Classification	Actual Expense 2002-03	Actual Expense 2003-04	Actual Expense 2004-05	Actual Expense 2005-06	Budget Approp. 2006-07	Estimated Year End 2006-07	% Used	Budget Approp. 2007-08
	<b>Personnel Services</b>								
701	Salaries & Wages - Permanent	0	0	0	0	0	0	0.0%	0
703	Salaries & Wages - Overtime	0	0	0	0	0	0	0.0%	0
	<b>Benefits</b>								
711	PERS	0	0	0	0	0	0	0.0%	0
712	Health Insurance	0	0	0	0	0	0	0.0%	0
713	Medicare	0	0	0	0	0	0	0.0%	0
714	Deferred Compensation	0	0	0	0	0	0	0.0%	0
	<b>Total Benefits</b>	<b>0</b>	<b>0</b>	<b>0</b>	<b>0</b>	<b>0</b>	<b>0</b>	<b>0.0%</b>	<b>0</b>
	<b>Total Personnel</b>	<b>0</b>	<b>0</b>	<b>0</b>	<b>0</b>	<b>0</b>	<b>0</b>	<b>0.0%</b>	<b>0</b>
	<b>Operations &amp; Maintenance</b>								
721	Office Supplies Organizers, forms and other related supplies unique to this Division.	780	641	1,307	444	1,000	1,071	107.1%	1,000
723	Printing Correction notices, stop work notices, and informa- tional handouts.	2,401	1,336	1,068	1,348	1,500	132	8.8%	1,500
729	Miscellaneous	0	0	650	0	0	0	0.0%	0
801	Advertising Required legal advertising regarding building services activities.	0	0	0	0	0	0	0.0%	0

Building & Safety - Continued 101-402

Code	Expenditure Classification	Actual Expense 2002-03	Actual Expense 2003-04	Actual Expense 2004-05	Actual Expense 2005-06	Budget Approp. 2006-07	Estimated Year-End 2006-07	% Used	Budget Approp. 2007-08
740 601	Building & Safety Contractor Contract services with Charles Abbott & Assoc. for permit/inspection services	906,927	960,916	1,473,196	1,384,037	1,200,000	1,189,910	99.2%	1,200,000
760	Memberships & Dues Town membership as agency in International Conference of Building Officials (ICBO).	430	215	215	215	250	0	0.0%	0
	Total Operations & Maint.	910,538	963,108	1,476,436	1,386,044	1,202,750	1,191,113	99.0%	1,202,500
905	Capital Expenditures Capital Outlay	0	0	0	0	0	0	0.0%	0
	Department Total	910,538	963,108	1,476,436	1,386,044	1,202,750	1,191,113	99.0%	1,202,500

**Program: Building Services Division**

**Program Description:** The Building Services Division is responsible for the administration and enforcement of the uniform codes and related Federal, State, and Town adopted laws and ordinances. This responsibility includes meeting state mandates to assure all structures meet or exceed the minimum life safety standards of the aforementioned codes laws and ordinances. This division assures these standard by providing organized procedures for: the reviewing of the plans and specifications; field checking construction projects; and investigating structures for abatement through rehabilitating or razing.

**Funding Source:** General Fund (Fee Supported) 100%

Town of Apple Valley  
 Department Operating Statement  
 Budget Appropriation for Fiscal Year Ending June 30, 2008  
 Department: Engineering - Account Number 101-403

Code	Expenditure Classification	Actual Expense 2002-03	Actual Expense 2003-04	Actual Expense 2004-05	Actual Expense 2005-06	Budget Approp. 2006-07	Estimated Year End 2006-07	% Used	Budget Approp. 2007-08
721	Operations & Maintenance Office Supplies Map file holders, organizer & identification cards.	163	347	916	888	600	456	76.0%	500
722	Computer Supplies Ink cartridges for plotting engineering & Street Maps.	0	0	0	0	0	0	0.0%	0
723	Printing Informational handouts & related printing jobs.	26	178	500	568	800	274	34.3%	300
801	Advertising Request for Proposals and other public works actions.	250	132	0	0	150	0	0.0%	150
740 000	Contracted Services	0	0	0	600	0	0	0.0%	0
740 602	Engineering Contractor Engineering Consultant for Town Engineer, Associate Engineer, & plan check positions.	83,067	167,926	373,686	438,743	320,000	360,118	112.5%	320,000
763	Education & Training				265				
	Total Operations & Maint. Capital Expenditures	83,506	168,583	375,102	441,064	321,550	360,849	112.2%	320,950
905	Capital Outlay	0	0	0	0	0	0	0.0%	0
	Department Total	83,506	168,583	375,102	441,064	321,550	360,849	112.2%	320,950

**Program: Engineering Services Division**


**Program Description:** The Engineering services Division provides the staff support necessary to perform the legally required reviews and approvals of Tentative Subdivision Maps, review and process Final Subdivision Maps, review of street improvement plans, drainage plans, hydrology reports, traffic reports and soils reports for all new developments. Engineering staff support for the Traffic Committee is also provided by this program. In addition, staff support is provided to generate and maintain maps for the Town.

**Funding Source:** General Fund (Fee Supported) 80%



# Restricted Funds

Funds help repave roads, making them safer



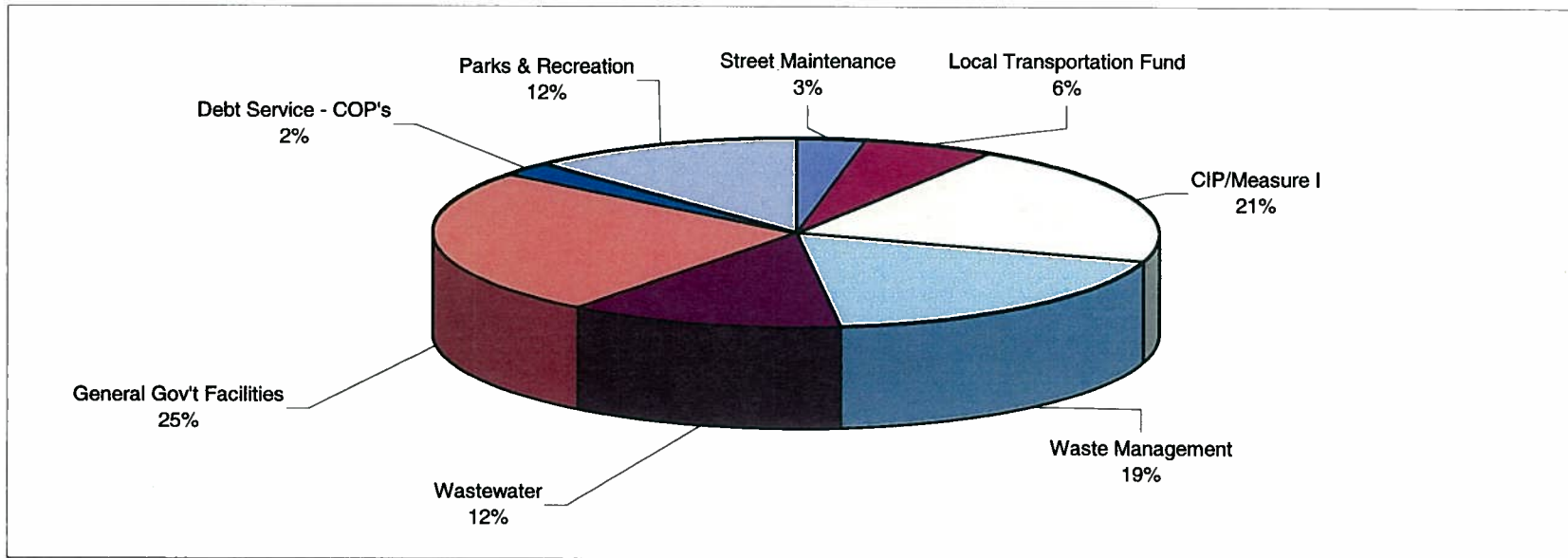
Apple Valley Rd. north extension opened May 2007



*This Page Left Blank Intentionally*

## 2007/08 Restricted Funds Expenditures

Street Maintenance	1,468,000
Local Transportation Fund	2,637,792
CIP/Measure I	9,557,768
Waste Management	8,537,761
Wastewater	5,670,081
General Gov't Facilities	11,600,000
Debt Service - COP's	1,072,515
Parks & Recreation	5,599,647
<b>Total-Restricted Funds Expenditures</b>	<b>46,143,564</b>





Town of Apple Valley  
 Department Operating Statement  
 Budget Appropriation for Fiscal Year Ending June 30, 2008  
 Department: Street Maintenance Fund - Account Number 201-305

Code	Revenue Classification	Actual Revenue 2002-03	Actual Revenue 2003-04	Actual Revenue 2004-05	Actual Revenue 2005-06	Budget Approp. 2006-07	Estimated Year End 2006-07	% Used	Budget Approp. 2007-08
	BEGINNING FUND BALANCE	0	0	0	0	0	0	0.0%	0
426	Highway User Gas Taxes Section 2105 Prop. 111 passed in June, 90 and created new for fund- ing transportation through an increase in State gas of \$.09 per gallon.	386,293	366,476	382,777	391,472	390,000	413,646	106.1%	397,000
427	Section 2106	241,532	232,771	247,223	253,269	240,000	268,902	112.0%	273,500
428	Section 2107 Highway User Gas Tax (2106, 2107) are collected by the State and distributed based on population. The lower amount is based on a lower population than used the previous ten years.	512,912	488,520	508,574	522,164	500,000	561,248	112.2%	525,000
429	Section 2107.5 One time payment to municipalities based on population.	15,000	7,500	7,500	7,500	7,500	7,500	100.0%	7,500
730	SB 325 - Transit	543,264	1,152,842	1,025,994	0	0	0	0.0%	0
203	The Transportation Develop- ment Act of 1971 provides a major source of funding for road improvements. 1/4 of 1% of the sales tax collected in the county go to transit with any balance available for local street maintenance.								
443	Bus Shelter Revenues (Transit) Traffic Congestion Relief (Prop. 42)	160,284	0	0	734,881	261,197	261,197	100.0%	0 265,000
	Total Revenues	1,859,285	2,248,109	2,172,068	1,909,286	1,398,697	1,512,493	108.1%	1,468,000

Street Maintenance - Continued 201-305

Code	Expenditure Classification	Actual Expense 2002-03	Actual Expense 2003-04	Actual Expense 2004-05	Actual Expense 2005-06	Budget Approp. 2006-07	Estimated Year End 2006-07	% Used	Budget Approp. 2007-08
	Personnel Services								
701	Salaries & Wages - Permanent	41,214	47,411	76,363	162,048	282,200	212,535	75.3%	264,600
703	Overtime	4,740	6,703	15,195	20,156	15,000	19,692	131.3%	20,000
	Benefits								
711	PERS	3,732	6,442	15,911	34,756	56,500	48,441	85.7%	58,950
710	Cafeteria Benefits	6,900	6,416	12,346	42,097	65,250	51,574	79.0%	57,600
713	Medicare	656	971	1,342	2,825	4,300	3,523	81.9%	4,150
	Total Benefits	11,288	13,829	29,599	79,678	126,050	103,538	82.1%	120,700
	Total Personnel	57,242	67,943	121,157	261,882	423,250	335,765	79.3%	405,300
	Salaries & Benefits for a Maintenance Worker III, 2 Maint. Worker I's, & .5 Secretary & a Public Works Inspector								
	Operations & Maintenance								
716	Uniform cleaning and replacement	559	424	1,721	2,018	2,000	1,725	86.2%	1,300
721	Office Supplies	441	39	1,588	315	1,000	264	26.4%	800
	Printing of Maintenance Service Request Forms and other Misc. supplies.								
729	Miscellaneous Hand tools and supplies	770	677	1,548	2,696	1,000	442	44.2%	1,000
730	Transfers	470,788	503,839	(287,779)	736,505	915,681	915,681	100.0%	1,159,992
203	Transfer 203				(1,268,665)	(4,325,104)	(4,325,104)		(2,637,792)
205	Transfer 205				11,067				
704	Transfer 704				33,513				
740	Contracted Services	0	3,395	250	13,488	0	0	0.0%	0
000	Maintain Pavement Management System.								
740	Engineering Contractor	74,689	136,884	320,200	320,453	240,000	270,453	112.7%	270,000
602	Engineering support service to Street Maintenance Fund including the Traffic Committee, Heavy Load Permits, Permit Admin. & Inspection Services.								

Street Maintenance - Continued 201-305

Code	Expenditure Classification	Actual Expense 2002-03	Actual Expense 2003-04	Actual Expense 2004-05	Actual Expense 2005-06	Budget Approp. 2006-07	Estimated Year End 2006-07	% Used	Budget Approp. 2007-08
761	Meetings & Conferences American Public Works & Maint. Superintendants Conf	353	510	681	704	600	819	136.6%	1,000
762	Mileage Reimbursement of mileage expense for related travel.	0	0	0	0	0	379	0.0%	400
763	Education & Training Specialized training for personnel on traffic control, signal controller maintenance, asphalt repair and other related training.	150	0	0	386	500	1,020	204.0%	1,200
802	Utilities	73	0	72,681	83,586	112,000	90,931	81.2%	122,000
809	Gasoline, Diesel, Oil				20,489		23,289		30,000
810	Vehicle Maintenance Department vehicle upkeep & maintenance as necessary.	2,780	3,665	8,545	6,145	12,000	14,378	119.8%	20,000
813	Equipment & Radio Maintenance To maintain radios, power auger and pressure washer	999	0	604	591	3,000	86	2.9%	3,000
819	Street Repairs Patching of potholes and minor pavement failure, short term maintenance steps and small rebuilds. Quarterly grading of all maintained dirt roads & edge grading along major roadways.	145,428	382,127	337,820	143,059	235,000	136,891	58.3%	220,000

Street Maintenance - Continued 201-305

Code	Expenditure Classification	Actual Expense 2002-03	Actual Expense 2003-04	Actual Expense 2004-05	Actual Expense 2005-06	Budget Approp. 2006-07	Estimated Year End 2006-07	% Used	Budget Approp. 2007-08
820	Paving & Sealing Asphalt overlays, street drainage and other improvements based on Pavement Management System.	515,684	756,771	1,220,688	890,509	600,000	574,450	95.7%	1,360,000
821	Curbs & Sidewalks Commercial areas and tracts with curb & gutter, existing alleyways are included.	2,286	6,623	2,414	15,312	10,000	0	0.0%	15,000
822	Street Sweeping Landfill disposal fees and water utility expenses attributed to street sweeping services on all designated residential streets.	38,353	35,479	56,050	145,441	70,000	17,978	25.7%	40,000
823	Drain Maint. & Repair Inspection, routine cleaning and repair of all Town maintained drainage areas.	16,756	11,071	27,388	8,095	30,000	1,234	4.1%	30,000
824	ROW Maintenance Maintain medians and right-of-ways in various location in a safe and attractive condition. Bus Shelter Maintenance	74,474	93,353	42,544	84,602	145,000	45,501	31.4%	130,000
834	Street Striping Maintenance and installing of all street striping, legends and markings designated throughout the Town.	77,816	75,978	33,724	101,726	115,000	27,849	24.2%	110,000

Street Maintenance - Continued 201-305

Code	Expenditure Classification	Actual Expense 2002-03	Actual Expense 2003-04	Actual Expense 2004-05	Actual Expense 2005-06	Budget Approp. 2006-07	Estimated Year End 2006-07	% Used	Budget Approp. 2007-08
826	Signal & Lighting Maint. Routine maintenance and emergency call-outs for signaled intersections. Electric costs are included in this line item.	177,591	113,396	74,322	44,103	47,000	48,149	102.4%	75,000
827	Signing Replacement for worn and damaged signs as well as installation of new regulatory signs.	42,976	30,935	30,494	34,964	45,000	16,987	37.7%	45,000
	ADA - Survey Town facilities and programs for compliance with ADA requirements		0	0	0	0	0	0.0%	0
857	NPDES - Compliance activities for NPDES Small MS4 Stormwater Permit.		0	4,634	10,004	50,000	31,080	62.2%	0
	Total Operations & Maintenance	1,642,966	2,155,166	1,950,117	1,441,106	(1,690,323)	(2,105,521)	124.6%	997,900
905	Capital Outlay Replacement Truck \$27,000 Truck for new employee \$34,000 Radio for new employee \$3800	0	0	45,397	206,295	8,770	386	0.0%	64,800
962	Vehicle Replacement Fund	6,000	6,000	10,000	0	10,000	0	0.0%	0
907	Capital Projects	861	19,000	19,000	0	32,000	0	0.0%	0
907	Paving - PMS Priority					2,615,000	2,611,854		0
	Total Capital Expenditures	6,861	25,000	74,397	206,295	2,657,000	2,611,854	98.3%	0

Street Maintenance - Continued 201-305

Code	Expenditure Classification	Actual Expense 2002-03	Actual Expense 2003-04	Actual Expense 2004-05	Actual Expense 2005-06	Budget Approp. 2006-07	Estimated Year End 2006-07	% Used	Budget Approp. 2007-08
	Department Total	1,707,069	2,248,109	2,191,068	1,909,283	1,398,697	842,484	60.2%	1,468,000
	ENDING FUND BALANCE	0	0	0	0	0	0	0.0%	0

Personnel Schedule	Actual 2002-03	Actual 2003-04	Actual 2004-05	Actual 2005-06	Actual 2006-07	Proposed 2007-08
Public Works Inspector	0	0	1	1	1	1
Senior Maintenance Worker	0	0	1	1	1	0
Maintenance Worker II	1	1	0	1	1	1
Maintenance Worker I	0	0	2	2	2	3
Public Services Technician	0.25	0.25	0.25	0.5	0.5	1.5
Total	1.25	1.25	4.5	5.5	5.5	6.5

Program: Street Maintenance

Program Description: The Street Maintenance Funds are used for the ongoing street maintenance obligation of street repair, street striping, sweeping, signal maintenance and signing. Road improvements consisting of slurry seals, overlays, and reconstruction are also funded based on the Town's Pavement Management System. For the last several years, an aggressive maintenance plan has been implemented to optimize dollars available in this area.

Programmatic Changes: All items reflect a continuation of a similar aggressive level of street maintenance service over the previous fiscal year. Funds have been allocated to reflect new traffic loads and patterns resulting from various projects, new school sites and a continued contingency funding for flood or other emergency damage or repairs. Funds have been budgeted in order to comply with Federal American Disability Act and National Pollution Detection and Elimination System requirements.

One Maintenance Worker I has been proposed to satisfy EPA and NPDES requirement for inspection of the Town's dry well systems and relieve the workload of the Street Maintenance Department. A new vehicle has been added for this employee as well as an additional vehicle to replace an older vehicle.

Town of Apple Valley  
 Department Operating Statement  
 Budget Appropriation for Fiscal Year Ending June 30, 2008  
 Department: Local Transportation Fund - Account Number 203-306 (Formerly Transit)

Code	Revenue Classification	Actual Revenue 2002-03	Actual Revenue 2003-04	Actual Revenue 2004-05	Actual Revenue 2005-06	Budget Approp. 2006-07	Estimated Year End 2006-07	% Used	Budget Approp. 2007-08
	BEGINNING FUND BALANCE	3,187,884	2,874,778	2,703,967	1,912,416	7,195,447	7,195,447		3,157,493
	REVENUES:								
403	Sales Tax - SB 325	681,015	822,830	950,816	1,394,650	1,672,104	1,500,000	89.7%	1,700,000
670	Interest Earnings	55,229	100,000	100,000	212,909	100,000	100,000	100.0%	125,000
	Total Revenues	736,244	922,830	1,050,816	1,607,559	1,772,104	1,600,000	90.3%	1,825,000

Code	Expenditure Classification	Actual Expense 2002-03	Actual Expense 2003-04	Actual Expense 2004-05	Actual Expense 2005-06	Budget Approp. 2006-07	Estimated Year End 2006-07	% Used	Budget Approp. 2007-08
730	Transfers	43,220	29,938	51,320	-	-	-		
000	Payments to General Fund for services provided to transit operations.								
207	Transfer to Air Pollution				22,835				
402	Transfer to Measure I						1,312,850		
201	Transfer to Street Maint.	1,006,130	1,063,703	1,791,047	1,268,664	4,325,104	4,325,104	100.0%	2,637,792
970	Prior Period Adjustment				(189,618)				
	Department Total	1,049,350	1,093,641	1,842,367	1,101,881	4,325,104	5,637,954	130.4%	2,637,792
	ENDING FUND BALANCE	2,874,778	2,703,967	1,912,416	7,195,447	4,642,447	3,157,493		2,344,701

**Program: Transit**

**Program Description:** The Town of Apple Valley's public transit system is largely funded by ¼ of 1% of the sales tax on fuel collected within the County of San Bernardino. These revenues are disbursed through the San Bernardino Association of Governments (SANBAG). The Town of Apple Valley is a member of the Victor Valley Transit Authority and contracts for fixed route and complementary paratransit service on a regionally-coordinated basis under this Joint Powers Authority. Under the Americans with Disabilities Act (ADA) of 1990, transit providers are required to provide complementary paratransit services to disabled residents whose pickup points are within 3/4-mile of any fixed route. VVTA currently provides ADA complementary paratransit well beyond the required 3/4-mile corridor.

**Programmatic Changes:** Actual funding for the public transportation system goes directly out of Apple Valley's LTF apportionment from SANBAG to VVTA and not through the Town's Finance Department. This Fiscal Year's program allows for the increased cost of transit due to increasing fuel costs, expanding services, continuation of third party ADA certification, capital costs associated with construction of new transit facilities and purchase of new ITS hardware and software to improve dispatch services.

**Funding Source:** SB 325 Sales Tax Funds, AB 2766 Funds, and Interest, for a total of \$1,825,000. Five percent of the Town's Measure I apportionment is required to be expended on behalf of the disabled and elderly. This money is used to defray the cost of providing ADA complementary paratransit.

Town of Apple Valley  
 Department Operating Statement  
 Budget Appropriation for Fiscal Year Ending June 30, 2008  
 Department: Capital Improvement Program - Infrastructure - Account Number 401-406

Code	Revenue Classification	Actual Revenue 2002-03	Actual Revenue 2003-04	Actual Revenue 2004-05	Actual Revenue 2005-06	Budget Approp. 2006-07	Estimated Year End 2006-07	% Used	Budget Approp. 2007-08
	BEGINNING FUND BALANCE	1,683,618	3,438,134	2,634,150	5,116,173	8,321,990	8,321,990		5,915,990
523	Animal Control Facilities				65,586		12		
524	Law Enforcement Facilities				43,749				
525	General Gov't Facilities				13,540		454		
526	Public Meeting Facilities				3,838				
608	Traffic Impact Fees &	1,680,771	500,000	3,911,276	5,203,568	2,250,000	4,339,858	193%	1,800,000
432	Grants	121,142	-						
660	Prior Period Adjustments						(126,714)		
670	Interest	7,498	29,000	-	-	29,000	-	-	-
677	Refunds, Reimb, Rebates	-	-	-	100,000	-	-	-	-
693	Bond Proceeds					6,200,000			-
	Total Revenue	1,809,411	529,000	3,911,276	5,430,281	16,800,990	4,213,610	25%	7,715,990

Code	Expenditure Classification	Actual Expense 2002-03	Actual Expense 2003-04	Actual Expense 2004-05	Actual Expense 2005-06	Budget Approp. 2006-07	Estimated Year End 2006-07	% Used	Budget Approp. 2007-08
730	Transfer				529,801				
907	Capital Projects (Infrastructure) Apple Valley Road	2,805	-	106,694	1,952		-	0.0%	-
902	Debt Service - Dale Evans	44,911	61,500	61,500	-		-	0.0%	-
911	Traffic signal	305	206,000	-	-	-	-		-
912	Dale Evans Parkway		162,000	162,000	-	-	-		-
913	AV Road Phase 1A					500,000	409,581		-
917	Signal Split Phasing		40,000	-	67	-	134		-
918	Horseman's Center Turn	1,072	75,000	6,919	54,370	135,000	137,302	101.7%	-
919	Paving - PMS Priorities	-	741,484	1,037,086	835,192	1,200,000	58,992		-



CIP - Continued 401-406

Code	Expenditure Classification	Actual Expense 2002-03	Actual Expense 2003-04	Actual Expense 2004-05	Actual Expense 2005-06	Budget Approp. 2006-07	Estimated Year End 2006-07	% Used	Budget Approp. 2007-08
907									
921	AV Road North Phase 2B				17,970	120,000	76,026		224,500
922	Bus Shelters		13,000	-	-	-	-		-
924	Highway 18 Rt. Turn Lane			-	640,447				-
932	Yucca Loma Bridge				12,354	500,000	74,000		427,000
934	Dry Wells				62,000		7,151		
935	AV Road Phase 2B1					357,000			
936	Signal - Navajo/Powhatten					200,000	7,000		192,000
937	AV Road Phase 1B					6,165,000	29,988		-
938	Hwy 18 West End Widening					300,000	45		300,000
939	AV Road Phase North Extension					1,290,000	14,735		
940	Otoe Rd								165,000
941	Kiowa Rd								685,000
942	Navajo Rd								2,265,000
943	Corwin Rd								1,275,000
905	CIP Coordination	5,802	34,000	55,054	70,311	118,000	21,490	0.0%	-
					-	-	-		-
	Department Total	54,895	1,332,984	1,429,253	2,224,464	10,885,000	836,444	7.7%	5,533,500
	ENDING FUND BALANCE	3,438,134	2,634,150	5,116,173	8,321,990	5,915,990	11,699,156		2,182,490

Town of Apple Valley  
 Department Operating Statement  
 Budget Appropriation for Fiscal Year Ending June 30, 2008  
 Department: Capital Improvement Program-Measure I (Local) - Account Number 402-406

Code	Revenue Classification	Actual Revenue 2002-03	Actual Revenue 2003-04	Actual Revenue 2004-05	Actual Revenue 2005-06	Budget Approp. 2006-07	Estimated Year End 2006-07	% Used	Budget Approp. 2007-08
	BEGINNING FUND BALANCE	1,679,893	2,269,215	2,885,732	1,234,201	(327,643)	(327,643)		1,519,087
402-	Measure I								
402-	Sales Tax - Local (35%)	547,242	587,172	640,957	751,494	650,000	870,000	133.8%	750,000
402-	432 Grants	16211							
	Bond Revenue		0	0		-	-	0.0%	-
			0	0				0.0%	
670	Interest	25,869	29,345	20,850	-	50,000	30,000	60.0%	-
	Total Revenue	589,322	616,517	661,807	751,494	372,357	572,357	153.7%	2,269,087
Code	Expenditure Classification	Actual Expense 2002-03	Actual Expense 2003-04	Actual Expense 2004-05	Actual Expense 2005-06	Budget Approp. 2006-07	Estimated Year End 2006-07	% Used	Budget Approp. 2007-08
730	Transfers						(1,331,730)		
907	Capital Projects (Infrastructure								
913	Apple Valley Road		-	367,049	367,049		-	0.0%	-
919	Paving - PMS Priorities	-	-	1,946,289	1,946,289	385,000	385,000	0.0%	1,900,000
905	CIP Coordination	-		-	-	-	-		-
	Department Total	-	-	2,313,338	2,313,338	385,000	(946,730)		1,900,000
	ENDING FUND BALANCE	2,269,215	2,885,732	1,234,201	(327,643)	(12,643)	1,519,087		369,087

Town of Apple Valley  
 Department Operating Statement  
 Budget Appropriation for Fiscal Year Ending June 30, 2008  
 Department: Capital Improvement Program-Measure I (Regional) - Account Number 403-406

Code	Revenue Classification	Actual Revenue 2002-03	Actual Revenue 2003-04	Actual Revenue 2004-05	Actual Revenue 2005-06	Budget Approp. 2006-07	Estimated Year End 2006-07	% Used	Budget Approp. 2007-08
	BEGINNING FUND BALANCE	7,310,874	7,992,214	3,279,698	2,655,241	2,230,640	2,230,640		1,479,911
402- 000	Measure I Sales Tax - Regional (65%)	1,148,409	900,000	1,388,739	751,495	1,400,000	1,619,326	115.7%	1,600,000
402- 432	Bonds (RDA - VVEDA) Grants			25020	-	-	-		-
	Dale Evans Pkwy	0	0	117,000	-	-	-	0.0%	-
	Joshua Road	0	0	384,922	-	-	-	0.0%	-
670	Interest	44,837	130,000	82,496	-	50,000	112,325	224.7%	115,000
	Total Revenue	1,193,246	1,030,000	1,998,177	751,495	1,450,000	1,731,651	119.4%	3,194,911

Code	Expenditure Classification	Actual Expense 2002-03	Actual Expense 2003-04	Actual Expense 2004-05	Actual Expense 2005-06	Budget Approp. 2006-07	Budget Approp. 2006-07	% Used	Budget Approp. 2007-08
730	Transfers				(868,213)				
907	Capital Projects (Infrastructure Project/Program	315		-	-	-	-	0.0%	-
903	Bear Valley Rd. - Rehab.	34,015	350,000	11,795	-	-	-	0.0%	-
906	Signal @ Wal-Mart	21,021	-	-	-	-	-	0.0%	-
910	Corwin Road Intersection	82,861	-	-	-	-	-		-
912	Dale Evans Parkway	510	350,000	177,371	-	-	-		-
913	Apple Valley Road South	373,184	4,500,000	1,245,235	-	-	-		-
915	High Desert Corridor	-	120,000	5,109	-	102,268	100,000	97.8%	2,268
919	Paving - PMS Priorities				2,044,309				
921	Apple Valley Road North		158,516	-	-	-	500,000		-

Measure I - (Regional) - Continued 403-406

Code	Expenditure Classification	Actual Expense 2002-03	Actual Expense 2003-04	Actual Expense 2004-05	Actual Expense 2005-06	Budget Approp. 2006-07	Budget Approp. 2006-07	% Used	Budget Approp. 2007-08
907									
924	Highway 18 Widening			559	-				
937	AV Road - Kanbridge/Yucca Loma		230,000	230,000	-	2,500	2,380		-
927	Joshua Road			426,004	-				
	Apple Valley Road Signals			526,000	-	-	-		-
935	AV Road Phase 2B1					3,500,000	1,880,000		1,972,000
905	CIP Coordination	-	34,000	561	-	-	-	0.0%	-
	Department Total	511,906	5,742,516	2,622,634	1,176,096	3,604,768	2,482,380	68.9%	1,974,268
	ENDING FUND BALANCE	7,992,214	3,279,698	2,655,241	2,230,640	75,872	1,479,911		1,220,643

Town of Apple Valley  
 Department Operating Statement  
 Budget Appropriation for Fiscal Year Ending June 30, 2008  
 Department: Capital Improvement Program-Measure I (Transit) - Account Number 404-406

Code	Revenue Classification	Actual Revenue 2002-03	Actual Revenue 2003-04	Actual Revenue 2004-05	Actual Revenue 2005-06	Budget Approp. 2006-07	Estimated Year End 2006-07	% Used	Budget Approp. 2007-08
	BEGINNING FUND BALANCE	74,234	90,921	85,172	91,172	200,076	200,076	100.0%	161,076
402- 000	Measure I Sales Tax - Local (5%)	91,207	63,200	90,000	125,249	107,000	150,000	140.2%	125,000
402- 432	Grants AB 2766	1,051	1,051	0				0.0%	
670	Interest	4,429	10,000	6,000	8,923	4,000	3,732	93.3%	3,000
	Total Revenue	96,687	74,251	96,000	134,172	311,076	353,808	113.7%	289,076

Code	Expenditure Classification	Actual Expense 2002-03	Actual Expense 2003-04	Actual Expense 2004-05	Actual Expense 2005-06	Budget Approp. 2006-07	Estimated Year End 2006-07	% Used	Budget Approp. 2007-08
730	Transfer				31,652		34,351		
740	Contract Service				150,000	150,000	100,000		150,000
907	Transit	80,000	80,000	90,000	-	-		0.0%	-
970	Prior Period Adjustment				43,692				
	Department Total	80,000	80,000	90,000	225,344	150,000	134,351	89.6%	150,000
	ENDING FUND BALANCE	90,921	85,172	91,172	200,076	161,076	219,457	136.2%	139,076

**Program:** Capital Improvement Program/Measure I

**Program Description:** This represents capital street and road improvements planned for fiscal year 2007-08 from Measure I, Traffic Impact Fees, and reserves.

**Programmatic Changes:** In accordance with recommendations made in the Citygate report, Measure I has been separated out into three separate funds for better tracking. Revenues from Regional and Transit Measure I can only be used on those activities. The budget presented reflects using local Measure I funds to subsidize regional projects which is approved by Measure I regulations. The Budget proposes using all Measure I reserves which the Town has banked for the last several years due to the timing of projects including Apple Valley Road.

Town of Apple Valley  
 Department Operating Statement  
 Budget Appropriation for Fiscal Year Ending June 30, 2008  
 Department: Municipal Services - Waste Management Fund - Account Number 217-308

Code	Revenue Classification	Actual Revenue 2002-03	Actual Revenue 2003-04	Actual Revenue 2004-05	Actual Revenue 2005-06	Budget Approp. 2006-07	Estimated Year End 2006-07	% Used	Budget Approp. 2007-08
	BEGINNING FUND BALANCE	(3,481,906)	(2,104,320)	(1,267,677)	(295,678)	1,003,000	1,003,000	0.0%	643,840
462	Trash Collection Fees Fees Collected by the Town and Paid to AVCO Disposal for collection service.	2,816,651	2,724,572	3,086,816	3,411,369	3,700,000	3,693,729	99.8%	3,700,000
463	Landfill Fees The amount the Town pays the County for landfill use	2,081,932	1,945,422	2,264,188	2,527,712	2,600,000	2,647,245	101.8%	2,693,300
464	Recycling Fees Collections made for recycling which, with a program correction, are now separately accounted for.	915,992	833,925	914,604	1,050,215	900,000	1,089,417	121.0%	900,000
422	Used Oil Block Grant State formula grant based on population	22,925	21,516	16,465	16,670	16,700	16,465	98.6%	16,700
432 250	Recycling Revenue				20,498	310,000			279,761
432 266	Commercial Recycling Program Program to promote voluntary recycling								5,000
660	Miscellaneous	22,177	17,141	(103,723)	60,147	28,000	28,000	100.0%	28,000
456	Admininstration Fees	739,119	761,315	831,461	989,768	825,000	825,000	100.0%	825,000
474	Waste Disposal Agmt Article 19 fu	69,251	114,767	100,242	86,417	90,000	90,000	100.0%	90,000
478	Trash Liens	144,129	291,055	0	8,623				
670	Interest Earnings	1,700	0	0	46,578	0	0	0.0%	0
	Total Revenues	6,813,876	6,709,713	7,110,053	8,217,997	8,469,700	8,389,855	99.1%	8,537,761

Waste Management - Continued 217-308

Code	Expenditure Classification	Actual Expense 2002-03	Actual Expense 2003-04	Actual Expense 2004-05	Actual Expense 2005-06	Budget Approp. 2006-07	Estimated Year End 2006-07	% Used	Budget Approp. 2007-08
	Operations & Maintenance								
701	Salaries				1,313		1,186		
703	Overtime				7,325		5,011		
704	Medicare				126		81		
721	Office Supplies	596	6,793	0	0	1,000	0	0.0%	1,000
722	Computer Supplies Supplies unique to the department.	0	0	0	0	1,000	0	0.0%	1,000
723	Printing Brochures, flyers, etc. regarding recycling, trash disposal, services commercial recycling program	351	1,099	248	0	1,500	0	0.0%	2,000
724	Subscriptions Yearly subscription to Waste News magazine	89	0	59	59	100	0	0.0%	100
725	Public Information Advertising of special cleanup events; TV/radio ad campaigns, commercial recycling	547	1,225	354	1,284	5,000	0	0.0%	5,000
729	Miscellaneous Premiums for special events including commercial recycling	49	530	548	71	800	885	110.6%	4,000
730	Transfers Represents time spent by other departments in the operations of the Solid Waste area (primarily Finance staff).	363,318	390,676	477,588	508,011	607,710	607,709	100.0%	803,411
761	Meetings & Conferences Annual CRRA conference, County, CIWMB, HHW and special waste diversion meetings	1,026	1,075	1,697	663	1,500	1,803	120.2%	2,000
				145					

Waste Management - Continued 217-308

Code	Expenditure Classification	Actual Expense 2002-03	Actual Expense 2003-04	Actual Expense 2004-05	Actual Expense 2005-06	Budget Approp. 2006-07	Estimated Year End 2006-07	% Used	Budget Approp. 2007-08
762	Mileage Reimbursement of costs associated with personal vehicle use.	864	915	867	1,228	1,000	770	77.0%	1,000
763	Education & Training State and County workshops on special waste topics, HHW, electronics, etc.	1,137	425	145	65	1,250	200	16.0%	1,250
740	Contract Services			13,667	812	1,000	535		1,000
701	AVCO Disposal (Trash & Recycling Collection)	3,194,600	3,518,821	3,828,367	4,163,178	4,600,000	4,146,086	90.1%	4,300,000
702	San Bernardino County	1,091,761	1,165,007	1,422,030	1,676,745	2,600,000	1,320,022	50.8%	2,200,000
703	ACS Computer Services	117,073	112,698	119,603	126,786	120,000	131,539	109.6%	120,000
704	Household Hazardous Waste	37,327	40,738	57,846	44,627	75,000	60,394	80.5%	75,000
705	Solid Waste JPA	76,872	46,369	36,606	62,606	70,000	89,470	127.8%	70,000
706	Used Oil Facility	6,225	138	297	376	1,000	535	53.5%	1,000
707	MRF Operations	239,579	297,540	50,079	133,104	200,000	(201,032)	-100.5%	200,000
708	Composting Facility Disposal	1,262	597	0	628	1,000	329	32.9%	1,000
	Total Operations/Maintenance Capital Outlay	5,132,676	5,584,646	6,010,001	6,729,007	8,288,860	6,159,245	74.3%	7,788,761
906	123 HHW Facility				77,944	300,000			300,000
998	Debt Service - MRF	303,614	288,424	128,053	112,368	240,000	252,000	105.0%	145,625
999	50% of the cost of Debt Service on the Material Recovery Facility, a joint project with the City of Victorville.								303,375
	Department Total	5,436,290	5,873,070	6,138,054	6,919,319	8,828,860	6,411,245	72.6%	8,537,761
	ENDING FUND BALANCE	(2,104,320)	(1,267,677)	(295,678)	1,003,000	643,840	2,981,610		643,840



**Program: Waste Management**

**Program Description:** The Waste Management programs include solid waste disposal, recycling and household hazardous waste services for the community. The administrative responsibilities involve liaison and reporting duties with State, County, Regional and local agencies dealing with recycling efforts, developing efficiency and innovations in trash collection and recycling programs. Steps to comply with AB 939 waste diversion goals include the Town's automated residential curbside trash and recyclables collection program, the "pay-as-you-throw" variable trash rates, the voluntary commercial recycling program, and investment in Materials Recovery Facility (MRF). Also required by AB 939 is a program to address household hazardous waste (HHW) disposal for the community. Grants from the California Integrated Waste Management Board supplement the operation of the Household Hazardous Waste Collection Center. In Fiscal Year 1997/98 the Town signed a 15-year Waste Delivery Agreement with the County resulting in a reduced per-ton rate for landfill disposal. Effective January 1, 2006, Town ordinance requires building projects to recycle a minimum of 50% construction debris from job sites. Administration of this additional program has been accomplished to date without any addition to staff. Current program continues to encourage the option of taking organics to a local composting facility which will accept clean wood, green waste, yard waste, paper products, drywall, wood and wood trimmings, etc., at a fee less than what the landfill charges.

**Programmatic Changes:** Changes in state regulations, effective February 2006, banned most electronic devices from the landfill. These devices are now being brought in to the HHW facility, requiring additional staff time. HHW cost has been increased to provide for handling these electronic devices along with cathode ray tubes (CRTs) at the HHW collection center. A no-match grant is being sought from the CIWMB to build a separate HHW facility that can offer more hours of service to citizens for the same cost. TV ad campaigns are to be developed jointly with other high desert cities and aired on cable stations. Despite the Town's increasing population, MRF expenses have not been increased in anticipation of lowered costs and increased efficiencies through the retrofit and upgrade of the facility completed last year.

Continuing with the direction of Council to obtain voluntary involvement from the business community in recycling efforts, staff will be implementing a comprehensive educational program for commercial recycling. Beginning in Fiscal 2007-08, the Municipal Services Department will offer free "waste audits" to businesses to see if they are missing opportunities to recycle and save money. Large stores already bale and backhaul cardboard, film plastic and other materials. Smaller stores may not realize they may be able to reduce their trash bill by putting in a recycling dumpster to collect all recyclables. Businesses that have sufficient manpower may prefer to collect paper, cardboard and beverage containers and sell them to a recycling center. Staff will contact individual businesses and the Chamber of Commerce to make this service available to the business community. In 2006, residential recycling recovered 7,591 tons -- commercial 1,227 tons. Our goal is to increase the number of commercial businesses participating in town-wide recycling efforts.

**Funding Source:** Waste Management Fund, Used Oil Block Grant, Interest Earnings (for a total of \$8,537,761). Under two amendments to the 1997 Waste Delivery Agreement, a portion of additional income received by the County for additional waste brought into the system is apportioned between the 15 cities signatory to the Waste Delivery Agreement. The amount of the Article 19 revenue (\$90,000) is an estimate based on the County's projections.

Town of Apple Valley  
 Department Operating Statement  
 Budget Appropriation for Fiscal Year Ending June 30, 2008  
 Department: Wastewater Enterprise Fund - Account Number 501-350

Code	Revenue Classification	Actual Revenue 2002-03	Actual Revenue 2003-04	Actual Revenue 2004-05	Actual Revenue 2005-06	Budget Approp. 2006-07	Estimated Year End 2006-07	% Used	Budget Approp. 2007-08
	<b>BEGINNING FUND BALANCE</b>	9,686,249	10,208,451	10,994,776	11,902,252	13,018,426	13,018,426		13,913,145
401	Taxes Represents 0.08% of General Property Tax Levy.	180,000	192,000	39,764	0	200,000	0	0.0%	0
679	Water Use Fees (Sales)	17,951	0	19,801	25,625	14	30,600	0.0%	14,581
446	Sewer Use Fees Charges for Sewer Use calculated at \$22.50 per Equivalent Dwelling Unit.	1,283,371	1,482,350	1,544,621	1,684,530	2,115,000	1,892,679	89.5%	2,757,500
447	Connection Fees (VWRA) Regional Connection Fees paid to VWRA of \$160.75 per fixture unit.	717,223	0	0	(18,068)	0	0	0.0%	1,600,000
451	Inspection Fees Charges for inspection of sewer laterals and connections.	14,862	34,116	34,624	49,923	69,000	72,362	104.9%	70,000
493	Sewer Replacement Revenue Repair and Replacement Fund.	67,506	113,275	101,494	111,482	141,000	121,366	0.0%	268,000
521	Sanitary Sewer Collection Syst				244,233	0	419,076		250,000

Wastewater - Continued 501-350

Code	Revenue Classification	Actual Revenue 2002-03	Actual Revenue 2003-04	Actual Revenue 2004-05	Actual Revenue 2005-06	Budget Approp. 2006-07	Estimated Year End 2006-07	% Used	Budget Approp. 2007-08
454	Buy In Fee Capacity fees for property within close proximity of sewer & not part of an assessment district must buy in to the district.	127,813	174,668	611,388	413,086	670,000	133,000	19.9%	125,000
456	Administrative Fees Plan check fees, local connection fees, assessment fees, assessment confirmations, etc.	28,120	22,739	23,622	42,061	50,000	52,706	105.4%	40,000
459	Feasibility Studies Engineering costs to determine if capacity is available to serve and the issuance of a "Will Serve" letter.	16,223	25,528	25,220	22,305	28,000	17,600	62.9%	15,000
460	Assessment/Lot Splits Cost associated with the redistribution of assess- ments when a lot splits.	2,218	2,005	37,025	5,808	12,000	0	0.0%	5,000
477	Local Sewer Connection Fees Miscellaneous revenues which do not have a specific category.	159,053	309,901	792,978	762,534	685,000	401,914	0.0%	275,000
670	Interest Earnings Interest on idle funds belonging to this fund.	57,702	65,503	114,735	251,278	100,000	283,781	283.8%	250,000
	<b>Total Revenues</b>	<b>2,672,042</b>	<b>2,422,085</b>	<b>3,345,272</b>	<b>3,594,797</b>	<b>4,070,014</b>	<b>3,425,085</b>	<b>84.2%</b>	<b>5,670,081</b>

Wastewater - Continued 501-350

Code	Expenditure Classification	Actual Expense 2002-03	Actual Expense 2003-04	Actual Expense 2004-05	Actual Expense 2005-06	Budget Approp. 2006-07	Estimated Year End 2006-07	% Used	Budget Approp. 2007-08
	<b>Personnel Services</b>								
701	Salaries & Wages - Permanent	153,434	158,497	190,519	262,557	310,000	286,390	92.4%	310,000
702	Salaries & Wages - Part-time	0	2,247	0	0	0	0	0.0%	0
703	Salaries & Wages - Overtime Benefits	7,874	10,843	22,911	18,495	22,000	12,729	57.9%	15,000
711	PERS	26,822	36,428	47,243	65,524	62,000	66,941	108.0%	69,100
710	Cafeteria Benefits	31,484	26,155	30,799	46,652	64,400	54,069	84.0%	67,200
713	Medicare	2,342	2,584	3,187	4,303	4,300	4,593	106.8%	4,720
	<b>Total Benefits</b>	<b>60,648</b>	<b>65,167</b>	<b>81,229</b>	<b>116,479</b>	<b>130,700</b>	<b>125,602</b>	<b>96.1%</b>	<b>141,020</b>
	<b>Total Personnel</b>	<b>221,956</b>	<b>236,754</b>	<b>294,659</b>	<b>397,531</b>	<b>462,700</b>	<b>424,721</b>	<b>91.8%</b>	<b>466,020</b>
	<b>Operations &amp; Maintenance</b>								
716	Uniform Cleaning and Replaceme Cleaning for 5 positions and new uniforms for additional staff	1,811	2,422	2,199	1,768	3,000	2,014	67.1%	1,900
721	Office Supplies Supplies unique to the Wastewater function.	525	191	5,991	2,791	1,500	525	35.0%	700
722	Computer Supplies	106	150	66	0	200	0	0.0%	200
723	Printing Maps, sewer service areas, blueprint plans for new projects, etc.	251	431	89	492	300	0	0.0%	300
724	Subscriptions Engineering News Report, Public Works Journal and 2000 edition of "Standard Specifications for Public Works Construction".	153	0	0	88	100	0	0.0%	100

Wastewater - Continued 501-350

Code	Expenditure Classification	Actual Expense 2002-03	Actual Expense 2003-04	Actual Expense 2004-05	Actual Expense 2005-06	Budget Approp. 2006-07	Estimated Year End 2006-07	% Used	Budget Approp. 2007-08
729	Miscellaneous Purchase of small handtools and supplies for Public Works	594	2,317	9,115	5,715	3,200	1,044	32.6%	2,000
730	Contribution to Other Funds Represents time spent by other departments assisting the Wastewater operations.	517,708	569,588	722,583	777,231	930,545	930,545	100.0%	1,182,661
802	Utilities Expenses for utilities at Public Works facilities and Lift Stations. Radio Service	33,161	35,228	45,619	48,253	44,000	54,365	123.6%	60,000
	Rents	18,139	0	0	0	0	0	0.0%	0
740	Contracted Services Sewer Master Plan \$100,000 Develop SSMP	0	0	48,296	54,270	330,000	62	0.0%	150,000
602	Engineering Contractor Professional services provided by outside engineers and specialty contracts for standard details for Town Of Apple Valley. Misc. detailed studies and analysis for North Apple Valley sewer ext. and sub-regional treatment.	6,165	36,967	70,553	38,169	65,000	1,956	3.0%	65,000

Wastewater - Continued 501-350

Code	Expenditure Classification	Actual Expense 2002-03	Actual Expense 2003-04	Actual Expense 2004-05	Actual Expense 2005-06	Budget Approp. 2006-07	Estimated Year End 2006-07	% Used	Budget Approp. 2007-08
760	Memberships & Dues Water Reuse Association and CASA.	855	406	600	600	1,000	600	60.0%	600
761	Meetings & Conferences Local, State and national water supply, wastewater & water reuse programs.	822	296	0	(112)	1,000	146	14.6%	1,500
762	Mileage Reimbursement of employee expense when using personal vehicles.	0	75	0	0	100	0	0.0%	100
763	Education & Training Various skills and safety training seminars and education reimbursement.	0	0	0	0	700	506	72.2%	1,500
805	Council & Commission Exp.	0	0	0	0	0	0	0.0%	0
809	Gasoline, Diesel & oil	0	0	7,730	13,346	12,000	11,479	95.7%	15,000
810	Vehicle Maintenance Maintenance and fuel for six vehicles.	10,476	12,682	8,496	4,384	6,000	6,273	104.5%	7,000
813	Equipment Maintenance Office machines Radio Equip. Repair Small Equip Repair	277	611	2,312	85	6,500	249	3.8%	10,000
829	Sewage Treatment Cost is based on projected flows at an average of 2 MGD, and \$1,700 per MG treated	514,454	521,384	780,779	765,479	890,000	662,908	74.5%	1,250,000

Wastewater - Continued 501-350

Code	Expenditure Classification	Actual Expense 2002-03	Actual Expense 2003-04	Actual Expense 2004-05	Actual Expense 2005-06	Budget Approp. 2006-07	Estimated Year End 2006-07	% Used	Budget Approp. 2007-08
830	System Maintenance Sewer system maintenance costs such as collector lines, lift stations and wet well maintenance. \$35,000 Video sewerline inspection. \$25,000	36,930	47,128	98,432	130,919	100,000	58,582	58.6%	100,000
	Water Treatment	0	0	0	0	0	0	0.0%	0
832	VWRA Payable Regional connection fee collected by Wastewater and transferred to VWRA. \$1,432.50 per EDU	603,399	0	1,982	0	0	0	0.0%	1,600,000
	Total Operations & Maintenance	1,744,015	1,229,876	1,804,842	1,843,478	2,395,145	1,731,253	72.3%	4,448,561
902	Capital Expenditures Depreciation				179,016		180,000		180,000
905	Capital Outlay Rebuild or replace 2 pumps at 2-A lift station(\$10,000), (2) New Maintenance Vehicles \$60,000 Hydro-Vac Cleaning Truck \$300,000 2 Handheld Radios \$7,500 Upgrade Telemetry Radios \$20,000 Upgrade AD#3-A PLCs \$30,000	4,871	0	29,486	7,590	9,450	11,118	117.7%	427,500
962	Vehicle Replacement Fund	20,000	20,000	20,000	0	20,000	0	0.0%	0
906	Capital Projects Emergency by-pass 2B & 2A LS's	0	0	19,809	0	160,000	0	0.0%	0
907	Infrastructure COP Debt service payments on Wastewater share of 1995 COP issue.	68,369	25,425	75,000	19,845	75,000	0	0.0%	0

Wastewater - Continued 501-350

Code	Expenditure Classification	Actual Expense 2002-03	Actual Expense 2003-04	Actual Expense 2004-05	Actual Expense 2005-06	Budget Approp. 2006-07	Estimated Year End 2006-07	% Used	Budget Approp. 2007-08
907	Sewer Replacement Fund	95,500	123,705	121,000	19,167	121,000	16,791	13.9%	148,000
907	Funds transferred to a separate fund for future system improvements. \$140,000								
	Replace non-standard manhole covers effected by Town overlay project. \$8,000								
970	Prior Period Adjustment				11,996				
907	Capital Improvement Funds set aside		0	73,000	0	73,000	0	0.0%	0
000	for capital expansion of the wastewater collection system.								
	Department Total	2,149,840	1,635,760	2,437,796	2,478,623	3,316,295	2,183,883	65.9%	5,670,081
	ENDING FUND BALANCE	10,208,451	10,994,776	11,902,252	13,018,426	13,772,145	14,259,627	103.5%	13,913,145

Personnel Schedule	Actual 2002-03	Actual 2003-04	Actual 2004-05	Actual 2005-06	Actual 2006-07	Proposed 2007-08
P.W. Supervisor	1	1	1	1	1	1
Senior Maintenance Worker	0	0	0	0	0	1
Public Services Technician	1	1	1	1.5	1.5	1.5
Senior Office Assistant	0.25	0.25	0.5	0	0	0
Maintenance Worker II	2	2	2	1	1	1
Maintenance Worker I	0	0	0	3	4	4
Total	4.25	4.25	4.5	6.5	7.5	8.5



**Program:** Wastewater Enterprise Fund

**Program Description:** This program operates the Town's sewer collection and transmission systems, and performs feasibility studies and design engineering necessary to determine how an area may best receive sewer service. As a member of the Victor Valley Wastewater Reclamation Authority, the Town is also currently involved in water reuse planning and treatment plant citing and expansion studies.

**Programmatic Changes:** Salaries remain relatively constant increasing for annual step increases of employees in the department and the addition of one (1) new maintenance worker I. Sewage treatment costs are increased due to increased treatment costs from VVWRA. This budget includes capital fund expenditures to replace 1 existing vehicle and purchase 1 new vehicle, replace 2 worn out pumps at 2A-1 lift station, and install emergency by-pass equipment at AD2B and 2A-2 Lift Stations. Other capital expenditures include the upgrade of the Town's twenty year old telemetry system radios for all sewer lift stations, and replacement of two (2) obsolete Programmable Logic Controllers at the AD-3A lift stations. This budget also reflects the purchase of a new vacuum jet rodder sewer cleaning truck to maintain the aggressive cleaning schedule in conformance with new State mandated performance standards.

**Funding Source:** User Fees, Administrative Fees and Charges, Connection fees and Transfers (for a total of \$5,670,081)

Town of Apple Valley  
 Department Operating Statement  
 Budget Appropriation for Fiscal Year Ending June 30, 2008  
 Department: General Gov't Facilities - Infrastructure - Account Number 420-503

Code	Revenue Classification	Actual Revenue 2002-03	Actual Revenue 2003-04	Actual Revenue 2004-05	Actual Revenue 2005-06	Budget Approp. 2006-07	Estimated Year End 2006-07	% Used	Budget Approp. 2007-08
	BEGINNING FUND BALANCE								145,512
420-525	General Gov't Facilities						131,972		
660	Prior Period Adjustments						13,540		
690	Bond Proceeds								11,600,000
	Total Revenue	-	-	-	-	-	145,512		11,745,512

Code	Expenditure Classification	Actual Expense 2002-03	Actual Expense 2003-04	Actual Expense 2004-05	Actual Expense 2005-06	Budget Approp. 2006-07	Estimated Year End 2006-07	% Used	Budget Approp. 2007-08
901	Cost of Issuance								600,000
906.131	Town Hall Annex				-	-	-		11,000,000
	Department Total	-	-	-	-	-	-		11,600,000
	ENDING FUND BALANCE				-	-	145,512		145,512

Program description:

During the 2006/07 fiscal year, the Town Council approved the issuance of Certificates of Participation in the amount of \$11,600,000 to finance and build the Town Hall Annex. This project is expected to begin in early 2008 and take approximately 18 months to complete.

Town of Apple Valley  
 Department Operating Statement  
 Budget Appropriation for Fiscal Year Ending June 30, 2008  
 Department: Debt Service Fund - 1999, 2001 and 207 COP's - Funds 302-503, 303-600, & 305-503

Code	Revenue Classification	Actual Revenue 2002-03	Actual Revenue 2003-04	Actual Revenue 2004-05	Actual Revenue 2005-06	Budget Approp. 2006-07	Estimated Year-End 2006-07	% Used	Budget Approp. 2007-08
670	Interest Earnings				4,083		4,356		
730	Transfer from General Fund								
	1999 COP's 302-503-730.101		550,000	550,000	460,780	465,000	465,000		595,600
	2001 COP's 303-600-730.101		110,000	210,000	210,000	275,000	275,000		369,000
690	Bond Proceeds								
	2007 COP's* 305-000-690								107,915
	Total Revenues	Total Revenues	660,000	760,000	674,863	740,000	744,356		1,072,515

Code	Expenditure Classification	Actual Expense 2002-03	Actual Expense 2003-04	Actual Expense 2004-05	Actual Expense 2005-06	Budget Approp. 2006-07	Estimated Year-End 2006-07	% Used	Budget Approp. 2007-08
	Debt Service								
998	1999 COP's Principle 302-503-998		325,000	400,000	404,620	405,000	432,830		280,000
999	Interest 302-503-999								250,600
998	2001 COP's Principle 303-600-998		255,000	275,000	275,000	230,000	318,500		172,500
999	Interest 303-600-999								136,500
999	2007 COP's Interest 305-503-740								107,915
740	Debt Service Admin 302-503-740								65,000
740	Debt Service Admin 303-600-740		122,000	125,000	125,000	105,000	125,000		60,000
	Total Expenditures		702,000	800,000	804,620	740,000	876,330		1,072,515

\* First two years of Debt Service are interest only payment made by the Fiscal Agent.

**Program:** Debt Service Fund - 1999, 2001 and 2007 COP's

**Program Description:** This represents transfers from various funds for debt service payments on the Certificates of Participation issued in 1999, 2001 and 2007.

**Programmatic Changes:** In accordance with recommendations made in the Citygate report, this reflects the revenue provided by various funds to support the Debt Service on the Town's COPs. It provides for better tracking for the auditors and assists the reader in understanding the total debt service picture. The variance between revenue and expenditures is the result of the variable rate charged on the debt and represents staffs best estimate of actual costs.




# Parks &

# Recreation



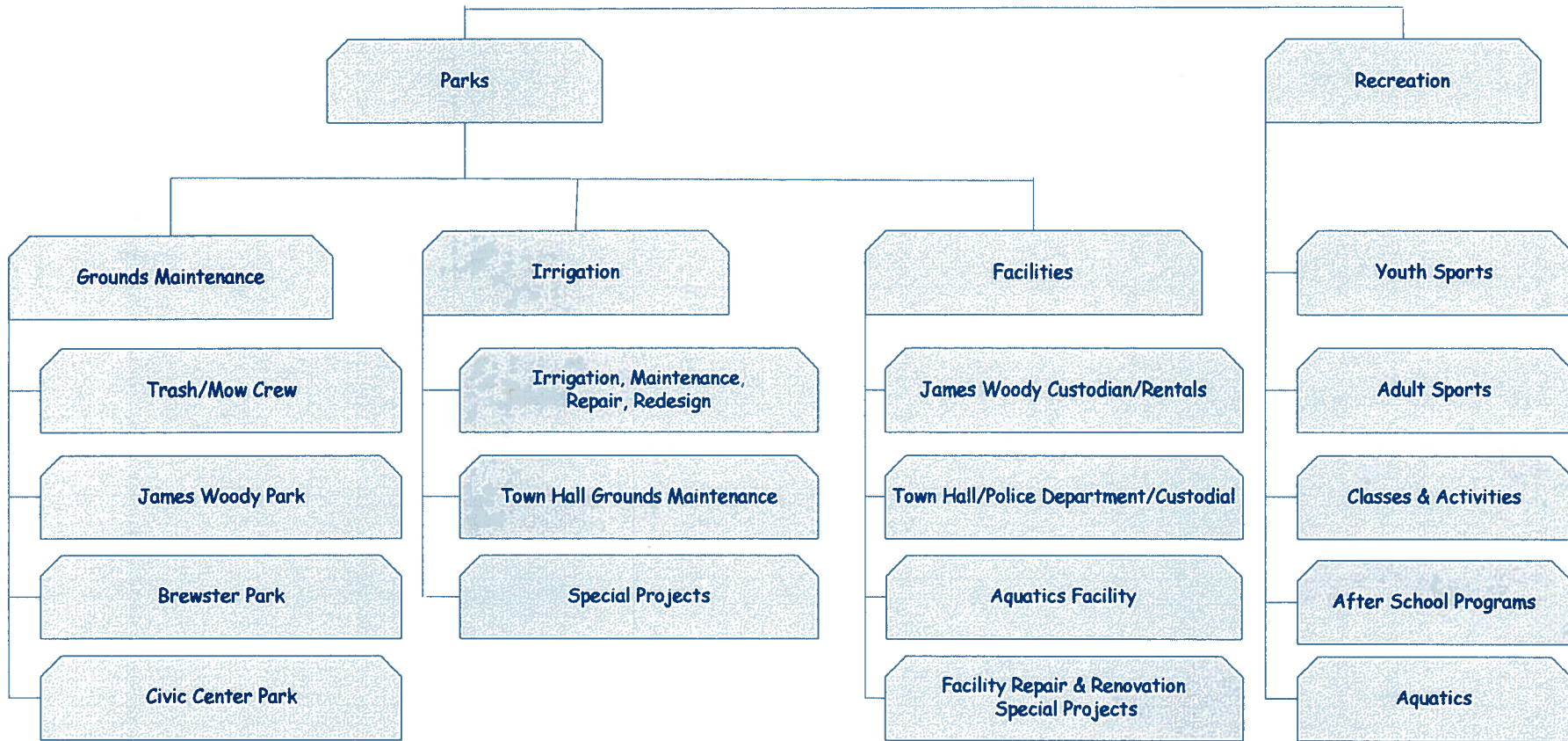
Council members dive-in at the Civic Center Park Aquatic Center opening in 2006

The Civic Center Park Amphitheatre is home to the new Sunset Concert Series



*This Page Left Blank Intentionally*

# TOWN OF APPLE VALLEY PARKS & RECREATION ORGANIZATION CHART 2007-2008



Town of Apple Valley  
 Department Operating Statement  
 Budget Appropriation for Fiscal Year Ending June 30, 2008  
 Department: Parks & Recreation - Account Number 218

Code	Revenue Classification	Actual Revenue 2002-03	Actual Revenue 2003-04	Actual Revenue 2004-05	Actual Revenue 2005-06	Budget Approp. 2006-07	Estimated Year End 2006-07	% Used	Budget Approp. 2007-08
	<b>BEGINNING FUND BALANCE</b>	249,296	388,523	468,748	(73,566)	(567,693)	(567,693)		(1,648,532)
395	From reserves			0	0	0	0		0
401	Taxes Represents approximately 4.6% of the Property Tax Levy.	1,099,353	989,588	1,081,017	1,419,068	1,400,000	1,477,817	105.6%	1,640,000
409	Tax Increment/Pass Through	0	0	0	75,223	0	173,990	0.0%	200,000
409 102	Tax Increment/Project Area #2				21,374		30,000		40,000
550	Quimby Fees /Park Fees - Transferred to a separate fund.	288,083	632,155	0	0	0	0	0.0%	0
436	Cell Tower Revenue (See Rents)	43,715	0	87,744	126,733	0	0	0.0%	0
	<b>Sub-Total - General Revenues</b>	<b>1,431,151</b>	<b>1,621,743</b>	<b>1,168,761</b>	<b>1,642,398</b>	<b>1,400,000</b>	<b>1,681,807</b>	<b>120.1%</b>	<b>1,880,000</b>

Parks & Recreation - Continued 218

Code	Revenue Classification	Actual Revenue 2002-03	Actual Revenue 2003-04	Actual Revenue 2004-05	Actual Revenue 2005-06	Budget Approp. 2006-07	Estimated Year End 2006-07	% Used	Budget Approp. 2007-08
444.	Charges for Services	0	0	0	0	0	0	0.0%	0
501	After School Program	60,507	53,585	64,397	110,120	128,000	202,970	158.6%	221,060
502	Basketball	28,922	28,904	29,958	29,356	35,757	30,410	85.0%	35,000
503	Belly Dancing				2,461		3,252		2,400
504	CAVE Program	2,737	3,972	10,217	12,203	12,600	12,701	100.8%	11,500
505	Cheer-Tumbling				5,979		6,327		5,500
508	Craft Fair	2,712	3,015	0	2,856	0	1,313	0.0%	0
509	Dance Lessons				13,571	0	14,270		12,500
510	Day Camp	29,085	30,041	31,679	37,439	33,488	35,100	104.8%	36,400
511	Dog Obedience				7,558		3,785		5,050
512	Freedom Festival - July 4th	3,091	2,470	0	3,815	0	75	0.0%	0
515	Halloween	986	1,705	2,458	1,760	3,850	1,782	46.3%	2,000
516	Happy Trails Round-up	9,233	9,203	0	4,757	0	4,458	0.0%	0
517	Karate				10,064		14,115		12,000
518	Kids Night Out	883	40	0	27	0	0	0.0%	0
519	Mud Fest Open	0	0	0	320	360	240	0.0%	300
520	Open Gym	8,433	7,053	6,669	4,595	5,000	9,327	186.5%	10,000
521	Parent & Tot				8,352		5,914		7,328
522	PeeWee Soccer	1,334	1,024	2,052	1,843	2,400	1,843	76.8%	2,240
524	Pool Use	0	0	0	184	31,450	12,127	0.0%	0
525	Preschool				19,914		28,450		28,824
526	Presidio Arts Festival	187	456	58	0	0	0	0.0%	0
528	Running Events	3,354	3,683	5,569	5,908	7,600	6,607	86.9%	6,000
529	Softball	0	1,231	2,717	6,050	7,880	7,994	101.4%	10,332
530	Swimming Lessons	13,621	14,260	18,830	17,990	42,664	13,157	30.8%	25,596
531	Tai Chi				3,232		3,291		3,000
532	T-Ball	1,454	2,765	4,762	4,930	4,800	2,702	56.3%	2,240
533	Tennis				5,424		4,174		3,435
534	Trips	3,297	8,350	7,993	(689)	6,500	(300)	-4.6%	0
535	Water Aerobics				3,331		11,275		13,000
536	Yard Sale	1,625	2,330	0	2,547	0	890	0.0%	0
537	Yoga				5,090	0	4,486		5,000



Parks & Recreation - Continued 218

Code	Revenue Classification	Actual Revenue 2002-03	Actual Revenue 2003-04	Actual Revenue 2004-05	Actual Revenue 2005-06	Budget Approp. 2006-07	Estimated Year End 2006-07	% Used	Budget Approp. 2007-08
444									
538	Baby Sitting Basics	1,061	894	0	32	0	0	0.0%	0
541	Adult Volleyball					3,180			1,840
542	Adult Basketball	0	883	960	1,395	3,180	0	0.0%	4,978
543	Low Impact Aerobics				7,339		4,433		1,500
544	Flag Football	0	1,475	1,325	190	3,000	(19)	-0.6%	2,660
545	Basketball Camps				1,481		106		0
546	Computer Class				724				0
547	Teen Night	97	227	251	66	2,160	0	0.0%	800
548	Family Night	450	1,906	1,897	1,610	6,554	883	13.5%	8,648
549	Shotakan Karate				42,341		53,691		53,000
551	Jazz Nights				5,258		3,072		0
552	Sports Camp				1,601		0		800
553	Scrapbooking				278				0
556	Adventure in PW Sports	598	692	950	1,190	900	1,010	112.2%	1,536
557	Art				2,619		1,743		2,800
558	Racquetball		1,131	(316)	-	-	1,000	0.0%	0
559	Skate Park Series		70	0	-	28,720	0	0.0%	0
560	Rent-a-Santa		303	555	1,175	875	1,017	116.2%	1,100
561	ESL/Educational				6,075		734		0
563	Soccer Camp				2,731				0
564	Archery				6,355		4,287		3,600
565	Wrestling				2,282		686		2,280
	Contract Classes	91,573	119,505	163,919	-	-	-	0.0%	-
566	Fencing	0	0	0	10,839	0	7,394	0.0%	7,000
570	Adult Soccer								3,564
571	Triathlon								2,258
	Sub-Total - Program Revenue	265,240	301,173	356,900	426,568	370,918	522,774	140.9%	559,069

Parks & Recreation - Continued 218

Code	Revenue Classification	Actual Revenue 2002-03	Actual Revenue 2003-04	Actual Revenue 2004-05	Actual Revenue 2005-06	Budget Approp. 2006-07	Estimated Year End 2006-07	% Used	Budget Approp. 2007-08
484	Miscellaneous Revenues	2,961	694	367	482	1,000	2,001	0.0%	2,000
625	Miscellaneous Revenues	1,597	3	0	214	172,195	0	0.0%	0
655	Donations	0	0	2,999	1,257	1,500	0	0.0%	0
660	Misc. Rev - Old		11,913	96	0	0	0	0.0%	0
	Charges for Services	227	984	0				0.0%	
661	Misc. Penalties & Fines		500	0	50	0	0	0.0%	0
662	Sponsorship Revenue				579				
665	Short/Over		(81)	42	21	0	0	0.0%	0
670	Interest Earnings			25	0	0	0	0.0%	0
484	Other Revenues	0	0	0	2,136	0	0	0.0%	0
677	Refunds, Reimb. & Rebates	4,943	984	15,162	26,566	0	0	0.0%	0
678	Rents	31,205	51,993	51,327	0	125,109	115,290	92.2%	130,000
680	Lights	17,639	11,111	13,490	16,246	13,000	10,101	77.7%	13,000
681	Concession Sales	1,994	1,805	1,987	1,872	3,600	758	21.0%	0
	<b>Sub-Total - Other Revenue</b>	<b>60,566</b>	<b>79,906</b>	<b>85,495</b>	<b>49,423</b>	<b>316,404</b>	<b>128,149</b>	<b>40.5%</b>	<b>145,000</b>
	<b>Total Revenues</b>	<b>1,756,957</b>	<b>2,002,822</b>	<b>1,611,156</b>	<b>2,118,389</b>	<b>2,087,322</b>	<b>2,332,730</b>	<b>111.8%</b>	<b>2,584,069</b>

Parks & Recreation - Parks Administration 218-359

Code	Expenditure Classification	Actual Expense 2002-03	Actual Expense 2003-04	Actual Expense 2004-05	Actual Expense 2005-06	Budget Approp. 2006-07	Estimated Year End 2006-07	% Used	Budget Approp. 2007-08
	<b>Personnel Services</b>								
701	Salaries & Wages - Permanent	463,803	562,542	568,285	665,011	744,500	734,590	98.7%	949,150
702	Salaries & Wages - Part-time	18,468	40,009	65,909	110,812	94,000	104,427	111.1%	49,800
703	Salaries & Wages - Overtime	702	1,442	1,040	2,138	2,000	8,688	434.4%	9,000
	<b>Benefits</b>								
711	PERS	46,612	87,199	125,101	154,493	155,000	185,388	119.6%	211,461
710	Cafeteria Benefits	89,150	89,500	98,396	129,233	135,000	145,363	107.7%	192,000
713	Medicare	7,061	8,759	9,241	11,927	14,000	12,939	92.4%	14,500
714	Deferred Compensation	0	0	0	2,726	0	2,880	0.0%	3,000
715	FICA	827	2,454	2,172	3,957	4,000	2,431	60.8%	3,100
	<b>Total Benefits</b>	<b>143,650</b>	<b>187,912</b>	<b>234,910</b>	<b>302,336</b>	<b>308,000</b>	<b>349,001</b>	<b>113.3%</b>	<b>424,061</b>
716	Uniform Expenses	5,875	4,610	5,832	4,123	10,000	3,363	33.6%	10,000
	<b>Sub-Total Personnel</b>	<b>632,498</b>	<b>796,515</b>	<b>875,976</b>	<b>1,084,420</b>	<b>1,158,500</b>	<b>1,200,070</b>	<b>103.6%</b>	<b>1,442,011</b>

Parks & Recreation -Parks Administration - Continued 218-359

Code	Expenditure Classification	Actual Expense 2002-03	Actual Expense 2003-04	Actual Expense 2004-05	Actual Expense 2005-06	Budget Approp. 2006-07	Estimated Year End 2006-07	% Used	Budget Approp. 2007-08
721	Office Supplies Supplies unique to the general operations of the Park Administration.	4,043	3,800	3,202	2,571	7,800	7,594	97.4%	7,800
722	Computer/Software Supplies Exp.				2,963				0
723	Printing Brochures, business cards, informational publications, etc.	610	0	29	821	1,200	1,611	134.3%	2,000
726	Postage Direct Mailers postage unique to the Department	12	0	0	0	0	0	0.0%	0
729	Miscellaneous Fee for Robert Driver Liability Insurance	1,476	2,290	1,105	2,884	1,500	1,996	133.1%	2,000
730	Transfers Payment to General Fund for various Department services.	68,994	79,791	166,734	184,494	232,251	232,251	100.0%	288,378
730	Transfers - 232 Quimby				27,327				(425,000)
232									
740	Contracted Services Professional services relating to Administration. Mowing - \$40,000 Security - \$30,000	1,007	20,934	14,056	68,243	70,000	54,543	77.9%	70,000
760	Memberships & Dues General memberships in State and Regional professional park service Organizations.	305	140	340	305	500	754	150.9%	1,000
761	Meetings & Conferences State & Regional meetings for Staff and Commissioners	3,656	448	4,412	1,938	5,000	50	1.0%	5,000

Parks & Recreation - Parks Administration - Continued 218-359

Code	Expenditure Classification	Actual Expense 2002-03	Actual Expense 2003-04	Actual Expense 2004-05	Actual Expense 2005-06	Budget Approp. 2006-07	Estimated Year End 2006-07	% Used	Budget Approp. 2007-08
762	Mileage reimbursement while attending meetings.	101	234	93	817	800	293	36.6%	500
763	Education & Training Tuition reimbursement and work related training classes.	483	289	1,911	3,467	4,500	1,896	42.1%	4,500
801	Advertising Publication of notices regarding park related activities.	788	205	741	801	1,000	943	94.3%	1,000
802	Utilities	0	0	0	3,480	0	0	0.0%	0
805	Council & Commission Exp. Stipend paid to Commission at \$100 per meeting. (18 Meetings)	9,225	5,500	5,900	5,500	9,000	5,314	59.0%	7,500
809	Fuel & Supplies Gas and Oil for Park Department Equipment & Vehicles	10,258	17,808	22,735	30,328	37,000	32,393	87.5%	45,000
810	Vehicle Maintenance Maintenance for park vehicles.	5,290	6,623	5,295	9,724	7,500	10,937	145.8%	14,500
812	Equipment Rental Specialized equipment needed for Park operations.	7,332	5,309	7,442	8,062	12,000	14,945	124.5%	15,000

Parks & Recreation - Parks Administration - Continued 218-359

Code	Expenditure Classification	Actual Expense 2002-03	Actual Expense 2003-04	Actual Expense 2004-05	Actual Expense 2005-06	Budget Approp. 2006-07	Estimated Year End 2006-07	% Used	Budget Approp. 2007-08
813	Equipment Maintenance Maintenance of the various park equipment including mowers and similar equip.	5,139	8,905	12,800	7,152	7,500	14,702	196.0%	17,000
816	Safety & Security Security system maintenance contracts and specialized security services as needed	2,367	1,251	912	1,785	2,500	1,857	74.3%	3,000
817	Staff Services Supplies commonly used in offices for employees and guests.	313	62	106	0	250	0	0.0%	250
839	Communications Equipment Radios, pagers and related service equipment.	382	147	146	1,115	26,080	206	0.8%	12,000
840	Small Tools Hand tools used in main- tenance of parks & park equipment.	1,531	5,858	3,096	10,909	15,000	26,465	176.4%	40,000
841	Safety Equipment	57	204	297	2,245	800	2,393	299.1%	2,500
842	Disposal Services Trash diposal services provided to the parks.	8,572	12,092	9,548	12,421	14,400	14,246	98.9%	14,400
844	Grounds Maintenance Costs of maintaining area around offices.	56	1,195	274	2,176	0	0	0.0%	0

Parks & Recreation - Parks Administration - Continued 218-359

Code	Expenditure Classification	Actual Expense 2002-03	Actual Expense 2003-04	Actual Expense 2004-05	Actual Expense 2005-06	Budget Approp. 2006-07	Estimated Year End 2006-07	% Used	Budget Approp. 2007-08
845	Sprinkler Supplies Supplies used to maintain office area grounds.	0	155	78	0	0	0	0.0%	0
854	ERAF				120,308		130,000		140,000
	Sub-Total Parks Administration - Operations	131,997	173,240	261,252	511,836	456,581	555,391	121.6%	268,328
905	Capital Equipment 1 3/4 ton truck w/ tool body (\$30,000) Deep Tine Aerifier (\$27,000) Utility Carts (\$19,000) 60" Zero-Turn Riding Mower (\$30,000) Skip Loader (\$75,000) Scaffolding replacement (\$5,000)	49,863	24,886	99,934	59,216	142,200	123,840	87.1%	186,000
906	Capital Projects See individual park accounts						24,653		0
962	Equipment Replacement Fund	20,000	20,000	7,986	7,585	15,000	7,173	197.8%	15,000
	Sub-Total - Capital	69,863	44,886	107,920	66,801	157,200	155,666	99.0%	201,000
	Sub-Total-Parks Administration	834,358	1,014,641	1,245,148	1,663,057	1,772,281	1,911,126	107.8%	1,911,339

Parks & Recreation - Parks Administration - Continued 218-359

Personnel Schedule	Actual 2002-03	Actual 2003-04	Actual 2004-05	Actual 2005-06	Actual 2006-07	Proposed 2007-08
Full Time:						
Community Services Manager	1	1	1	1	1	1
Event Coordinator	1	1	0	*	*	*
Parks Supervisor	1	1	1	1	1	1
Senior Maintenance Worker	2	2	3	3	3	3
Maintenance Worker II	5	5	4	4	6	7**
Maintenance Worker I	1	1	2	3	4	6.5***
Custodian	-	1	1	1	1.5	1
Administrative Secretary	-	1	1	1	1	1
Office Assistant	2	1	1.5	1	1	1
Clerk	-	1	1	1	1	1
TOTAL:					19.5	22.5
Part Time:						
Maintenance Aide	2.5 FTE	2.5 FTE	2.5 FTE	4 FTE	4 FTE	5 FTE
Part Time Event Assistants	-	2	2	2	2	2
Office Assistant	-	-	-	-	2620 hrs	1125

\*Transferred to the Public Information Budget

\*\*Maintenance Worker II - Civic Center Park - Funded October 2007 - June 2008 (9 months)

\*\*\*Maintenance Worker I - Civic Center Park - Funded October 2007 - June 2008 (9 months)

Parks & Recreation - Parks Maintenance 218-various

Code	Expenditure Classification	Actual Expense 2002-03	Actual Expense 2003-04	Actual Expense 2004-05	Actual Expense 2005-06	Budget Approp. 2006-07	Estimated Year End 2006-07	% Used	Budget Approp. 2007-08
	Individual Park Expenses All direct expenses related to individual parks as listed will provide a history of costs to maintain each park site to include the following: Department Codes								
360	Brewster Park*	45,412	100,739	125,532	134,547	141,000	165,033	117.0%	300,000
361	James Woody Community Center*	40,183	44,307	52,352	39,786	68,500	32,736	47.8%	71,000
362	James Woody Gymnasium*	18,646	25,855	28,364	27,172	32,000	21,360	66.8%	41,000
363	James Woody Park*	70,963	79,215	55,582	67,166	149,600	116,786	78.1%	337,000
364	Community Center Racquetball	513	237	8,482	180	5,000	523	10.5%	1,500
365	Diamond Skate Park	790	40	348	1,766	35,000	600	1.7%	2,500
366	Corwin Park*	17,588	18,025	15,128	14,996	17,800	21,941	123.3%	32,700
367	Ferrarese Park	8,201	6,774	4,019	5,030	4,000	5,115	127.9%	11,950
368	Horseman's Center*	7,435	23,673	5,890	10,835	22,700	43,277	190.6%	53,900
369	Lions Park	5,373	11,315	7,265	7,464	9,200	12,677	137.8%	12,700
370	Mendel Park	9,846	10,603	12,110	12,092	16,600	10,989	66.2%	30,000
371	Schmidt Park	5,005	6,028	5,870	6,423	10,800	18,213	168.6%	13,500
378	Mountain Vista Park	15,104	14,562	13,168	15,513	18,300	16,517	90.3%	20,000
373	Sycamore Rocks Park*	32,886	33,503	23,084	20,545	27,000	33,338	123.5%	40,000
374	Thunderbird Park	12,423	21,357	10,032	22,486	28,000	34,738	124.1%	32,000
375	Virginia Park	14,967	6,160	4,534	7,546	13,600	21,031	154.6%	16,600
	*See following page for itemization of Capital Project items (906).								



Parks & Recreation - Parks Maintenance - Continued 218-various

Code	Expenditure Classification	Actual Expense 2002-03	Actual Expense 2003-04	Actual Expense 2004-05	Actual Expense 2005-06	Budget Approp. 2006-07	Estimated Year End 2006-07	% Used	Budget Approp. 2007-08
Department Codes									
376	Yucca Loma Park	7,159	9,206	10,006	9,299	18,000	7,742	43.0%	12,650
379	Civic Center Park - water; irrigation & grounds mtnce supplies					17,500	18,789	107.4%	76,000
380	Civic Center Pool				22,830	162,000	185,374	114.4%	260,000
	Sub-Total Parks Maintenance	312,494	411,599	381,766	425,676	796,600	766,778	96.3%	1,365,000
	Total Budget - Parks Division	1,146,852	1,426,240	1,626,914	2,088,733	2,568,881	2,677,904		3,276,339
906 Capital Projects									
Department Codes									
360	Brewster Park (360):				\$153,800				
	Sand for expansion area (\$58,000)								
	Organic matter for expansion area (\$5,800)								
	Backstop concrete pad and trees (\$20,000)								
	Shade structures for group picnic areas (\$25,000)								
	Tot lot (3 - 5 yrs) (\$15,000)								
	10 soccer goals (\$30,000)								
361	James Woody Community Center (361):	\$16,500							
	Repair of Auditorium Stage lighting (\$2,500)								
	New stage curtain and hardware (\$14,000)								
362	James Woody Gymnasium (362):		\$6,000						
	Mini-Gym fluorescent lighting (\$6,000)								
363	James Woody Park (363):			\$204,000					
	Sports field lighting top dressing material (\$5,800)								
	Backstop concrete pad and trees - Field 1 (\$20,000)								
	Tree trimming (\$11,000)								
	7 ADA drinking fountains & piping (\$12,000)								
	Vinyl coated fencing - front playlot (\$6,500)								
	Dugout renovation (\$143,000)								
	New fencing - east side of park (\$5,700)								
366	Corwin Park (366):				\$14,000				
	Tree trimming/removal (\$6,000)								
	Shade structure (\$8,000)								
368	Horsemen's Center (368):			\$41,000					
	Telemetry system (\$10,000)								
	Replacement of perimeter fencing (\$25,000)								
	ADA restroom renovations (\$6,000)								
373	Sycamore Rocks Park (373):			\$5,800					
	Sports field top dressing material (\$5,800)								

Parks & Recreation - Recreation Services - Continued 218-377

Code	Expenditure Classification	Actual Expense 2002-03	Actual Expense 2003-04	Actual Expense 2004-05	Actual Expense 2005-06	Budget Approp. 2006-07	Estimated Year End 2006-07	% Used	Budget Approp. 2007-08
	Personnel Services								
701	Salaries & Wages - Permanent	68,968	97,841	94,191	90,940	143,000	125,798	88.0%	145,800
702	Salaries & Wages - Part-time	174,317	140,154	157,133	180,099	195,000	287,390	147.4%	195,000
703	Salaries & Wages - Overtime	541	680	804	1,539	2,000	6,723	336.2%	2,000
	Benefits								
711	PERS	10,989	28,802	37,594	35,449	34,000	43,347	127.5%	34,000
710	Cafeteria Benefits	12,650	0	15,525	13,145	16,000	24,857	155.4%	16,000
713	Medicare	3,728	3,502	3,895	4,036	4,000	6,223	155.6%	4,000
714	Deferred Compensation	0	0	0	0	0	0	0.0%	0
715	FICA	10,277	6,112	6,521	6,987	8,000	15,621	195.3%	8,000
	Total Benefits	37,644	38,416	63,535	59,617	62,000	90,048	145.2%	62,000
	Sub-Total Personnel	281,470	277,091	315,663	332,195	402,000	509,959	126.9%	404,800
	Recreation Operations								
721	Office Supplies	997	25	125	0	4,400	1,171	0.0%	2,000
722	Computer Supplies	2,951	0	0	852	500	4,896	979.2%	4,000
723	Printing	15,256	12,082	11,303	13,972	18,000	21,429	119.0%	22,000
	Brochures, business cards, informational publications, etc.								
726	Postage	5,215	10,280	10,890	10,552	14,000	12,058	86.1%	14,000
	Direct Mailers postage unique to the Department								
729	Miscellaneous	673	1,979	134	0	500	170	33.9%	500
	Includes uniforms, cleaning and other non specific items used in Recreation								

Parks & Recreation - Recreation Services - Continued 218-377

Code	Expenditure Classification	Actual Expense 2002-03	Actual Expense 2003-04	Actual Expense 2004-05	Actual Expense 2005-06	Budget Approp. 2006-07	Estimated Year End 2006-07	% Used	Budget Approp. 2007-08
760	Memberships & Dues General memberships in State and Regional professional park service Organizations.	100	50	50	140	250	77	30.9%	250
762	Mileage	307	0	152	18	200	137	68.6%	200
801	Advertising Publication of notices regarding recreation activities.	2,235	2,207	1,269	861	1,000	1,918	191.8%	2,000
812	Equipment Rental Specialized equipment needed for recreation activities.	211	240	0	0	0	0	0.0%	0
813	Equipment Maintenance	78	95	2,970	0	3,500	0	0.0%	0
837	Concession (Resale) Items Supplies purchased to be resold at various events.	923	1,195	1,242	799	3,600	0	0.0%	0

Parks & Recreation - Recreation Services - Continued 218-377

Code	Expenditure Classification	Actual Expense 2002-03	Actual Expense 2003-04	Actual Expense 2004-05	Actual Expense 2005-06	Budget Approp. 2006-07	Estimated Year End 2006-07	% Used	Budget Approp. 2007-08
905	Capital Equipment Gym curtain (\$5,000)				6,000	26,163	21,722		5,000
906	Capital Projects	14,987	0	5,022	4,655	0	0		0
	Sub-total Recreation Operations	43,933	28,153	33,157	37,849	72,113	63,578	88.2%	49,950
	Sub-Total Recreation Services	325,403	305,244	348,820	370,044	474,113	573,537	121.0%	454,750
852									
506	Christmas Program	911	1,226	15	0	0	0	0.0%	0
508	Craft Fair	1,514	1,824	0	0	0	0	0.0%	0
512	Freedom Festival - July 4th	24,063	21,209	16,887	42	0	134	0.0%	0
516	Happy Trails Round-up	21,188	25,159	26	113	0	45	0.0%	0
518	Kids Night Out	409	0	0	0	0	0	0.0%	0
519	Mud Fest Open	381	410	315	587	635	646	101.7%	643
526	Presidio Arts Festival	0	0	0	0	0	0	0.0%	0
527	Pumpkin Decorating	393	0	0	0	0	0	0.0%	0
528	Running Events				863	6,253	675		5,758
534	Trips	863	6,071	10,099	674	6,750	0	0.0%	0
536	Yard Sale	705	705	0	0	0	0	0.0%	0
547	Teen Night			109	488	3,558	81	2.3%	704
548	Family Night		515	984	1,724	4,740	2,417	51.0%	5,752
551	Street Fair	2,710	4,223	5	(28)	0	261	0.0%	0
853									
501	After School Program	3,809	2,916	3,356	3,987	11,150	15,072	135.2%	41,380
502	Basketball	12,210	13,400	13,606	12,169	14,000	10,131	72.4%	17,156
503	Belly Dancing				1,497		1,843		1,680
504	CAVE Program	116	74	76	324	630	483	76.7%	1,510
505	Cheer-Tumbling				4,227		3,840		4,400
508	Craft Fair	1,514	0	0	0	0		0.0%	0
509	Dance Lessons				8,477		7,387		8,750
510	Day Camp	1,882	5,510	1,353	2,276	1,918	1,819	94.8%	2,670
511	Dog Obedience				5,700		2,897		3,535
513	Guitar Lessons				180				350
515	Halloween	0	0	0	1,242	2,165	2,175	100.5%	1,672
517	Karate	0	0	0	6,614	0	7,934	0.0%	8,400

Parks & Recreation - Recreation Services - Continued 218-377

Code	Expenditure Classification	Actual Expense 2002-03	Actual Expense 2003-04	Actual Expense 2004-05	Actual Expense 2005-06	Budget Approp. 2006-07	Estimated Year End 2006-07	% Used	Budget Approp. 2007-08
853									
520	Open Gym	0	0	0	0	2,159	365	0.0%	2,722
521	Parent & Tot				5,320		3,840		4,800
522	PeeWee Soccer	714	396	304	368	942	1,073	113.9%	1,478
524	Pool Use	6,283	5,545	2,565	4,442	4,500	9,483	210.7%	0
525	Preschool				15,442		16,217		23,060
528	Runs	2,634	4,003	0	4,078		1,119		0
529	Softball	280	310	1,206	2,268	4,409	5,066	114.9%	7,773
530	Swimming Lessons	873	567	358	1,745	6,237	3,336	53.5%	7,500
531	Tai Chi			0	2,106	0	1,848		2,400
532	T-Ball	731	1,218	1,900	2,005	797	758	95.1%	1,374
533	Tennis				4,045		3,243		2,748
535	Water Aerobics				2,787		9,365		9,000
537	Yoga				3,330		1,870		7,210
541	Volleyball			0	0	1,247	0	0.0%	374
542	Adult Basketball			0	96	2,037	230	11.3%	2,845
543	Low Impact Aerobics				4,747		2,481		1,050
544	Flag Football		1,214	679	0	2,170	0	0.0%	1,865
546	Shotakan Karate				600		30,614		22,367
549	Computer Class				27,486				0
552	Sports Camp				946		1,879		500
556	Adventures in PW Sports		56	28	129	180	7	3.8%	612
557	Art				1,731		720		1,960
559	Skate Park Series	1,352	0	0	0	0	0	0.0%	0
560	Rent-a-Santa		283	0	878	760	773	101.7%	770
561	ESL/Education				4,140		1,788		0
563	Soccer Camp				1,887		0		0
564	Archery				3,052		3,267		2,816
565	Wrestling				1,343		411		1,600
566	Fencing				7,612		4,536		5,840
568	Swim Programs					8,360	0		0
569	Amphitheater					10,000	0		0
570	Adult Soccer								2,100
571	Triathlon								1,331
	Contract Classes	59,940	94,279	123,865	0	121,985	0		0
	Sub-Total Recreation Programs	145,475	191,113	177,736	153,739	217,582	162,128	74.5%	220,455
	Total Budget - Recreation Division	470,878	496,357	526,556	523,783	691,695	735,665	106.4%	675,205
	Total Budet - Parks & Recreation Department	1,617,730	1,922,597	2,153,470	2,612,516	3,260,576	3,413,569	104.7%	3,951,544
	Ending Fund Balance	388,523	468,748	(73,566)	(567,693)	(1,740,947)	(1,648,532)		(3,016,007)

Parks & Recreation - Recreation Services - Continued 218-377

Personnel Schedule	Actual 2002-03	Actual 2003-04	Actual 2004-05	Actual 2005-06	Actual 2006-07	Proposed 2007-08
Full Time:						
Recreation Coordinator	2	2	2	2	3	3
Part Time:						
Recreation Aide II	0	0	0	0	0	0
Recreation Aide I	0	0	0	0	0	0
Senior Recreation Leader	-	-	1,020 hrs	1,000 hrs	1,000 hrs	1,000 hrs
Office Assistant	-	-	-	-	2,080 hrs	1,100 hrs
Recreation Leader II	11,089 hrs	11,089 hrs	9,200 hrs	10,153 hrs	13,209 hrs	11,297 hrs
Recreation Leader I	10,662 hrs	10,662 hrs	5,500 hrs	6,919 hrs	6,829 hrs	14,377 hrs
Pool Manager	350 hrs	350 hrs	240 hrs	240 hrs	496 hrs	742 hrs
Assistant Pool Manager	0	0	0	0	0	962 hrs
Senior Lifeguard						2,443 hrs
Lifeguard	1,200 hrs	1,200 hrs	1,020 hrs	1,536 hrs	3,251 hrs	7,329 hrs

Program Description: The Park and Recreation Department is responsible for managing the operations, maintenance, repairs and renovations of all Town-owned parks, Town Hall, Police Department, Municipal Services Department the James A. Woody Community Center and gymnasiums and the Civic Center Park Aquatic Center. In addition, the department coordinates and implements a vast community recreation program servicing all ages and special populations within Apple Valley. Program areas include special events, special interest classes, youth and adult sports, special interest camps, as well as youth and teen programs.

**Programmatic Changes: Additional full-time staff to include:**

- One (1) new Maintenance Worker II to oversee grounds maintenance operations at Town Hall and Civic Center Park (21 acres). (to be funded 9 months).
- Two (2) new Maintenance Worker Is. One (1) to assist in grounds maintenance operations at Town Hall and Civic Center Park (21) acres (to be funded 9 months). The other to provide grounds maintenance support at all other Town parks.
- One (1) additional Custodian to oversee facility maintenance at the pool, police department and the newly expanded Municipal Services Building.

**Part-time staffing increases to include:**

- One (1) additional FTE for Maintenance Aides is also budgeted to provide parks support to James Woody Community Center, including nightly ball field light rentals and nightly activity room openings/closings and general parks maintenance support.
- Recreation Leader I and II hours have increased to reflect the increase of After School Activity Program sites from 5 (as identified in last year's budget) to 9 sites.
- All part-time positions related to the Aquatic Center operations have increased due to programming the Civic Center Park Aquatic Center for its first summer of full operation. Aquatic programs, rec swim and swim lessons offered have more than doubled from last year.

The Civic Center Park Aquatic Center budget reflects a year-round operating season including operational expenses for winter months, anticipating that the school district will rent the facility during those months once again.

The Civic Center Park budget reflects costs associated with maintaining a fully landscaped 22 acre park.

Year round security guard services at James Woody Park are also reflected and neighborhood parks continue to be contractually mowed/edged.

The department continues to improve all town-wide parks, in following Vision 2010. Specific park improvements are identified in each park budget. Capital improvements total \$498,700.

Town of Apple Valley  
 Department Operating Statement  
 Budget Appropriation for Fiscal Year Ending June 30, 2008  
 Department: Parks & Recreation Quimby Fund - Account Number 232-406

Code	Revenue Classification	Actual Revenue 2002-03	Actual Revenue 2003-04	Actual Revenue 2004-05	Actual Revenue 2005-06	Budget Approp. 2006-07	Estimate Year End 2006-07	% Used	Budget Approp. 2007-08
	BEGINNING FUND BALANCE		288,083	873,083	1,815,146	4,006,810	4,006,810		(30,024)
550	REVENUES: Quimby Fees	288,083	600,000	1,815,147	2,325,861	1,400,000	834,403		800,000
693	CFD Quimby Bond Proceeds					3,600,000			0
	Total Revenues	288,083	600,000	1,815,147	2,325,861	5,000,000	834,403	16.7%	800,000
Code	Expenditure Classification	Actual Expense 2002-03	Actual Expense 2003-04	Actual Expense 2004-05	Actual Expense 2005-06	Budget Approp. 2006-07	Estimate Year End 2006-07	% Used	Budget Approp. 2007-08
371	Schmidt Park		-	-	50,801			0.0%	-
375	Virginia Park				33,553			0.0%	-
406	General Park Improvements		0	873,084	23,055	200,000		0.0%	-
730	Transfers								-
101	Transfer to 101								-
218	Transfer to 218					1,695,915	1,671,525		425,000
704	Transfer to 704 Sycamore Rocks/Mendel Park Restrooms				26,788	3,199,712	3,199,712		
	Civic Center Pool						0	0.0%	-
	Brewster Park - Lighting		0	0	0		0	0.0%	-
	Pool Improvements		0	0	0		0	0.0%	-
	Fencing - Pool		0	0	0		0	0.0%	-
	Other Improvements		15,000	0	0			0.0%	0
	Parking & Dry Wells - Civic Center								
	Future Grant Matching Funds						-		0
	Department Total		15,000	873,084	134,197	5,095,627	4,871,237	95.6%	425,000
	Ending Fund Balance	288,083	873,083	1,815,146	4,006,810	3,911,183	(30,024)		344,976

Town of Apple Valley  
 Department Operating Statement  
 Budget Appropriation for Fiscal Year Ending June 30, 2008  
 Department: Municipal Services Grant Fund - Account Number 704 - Various Departments

Code	Revenue Classification	Actual Revenue 2002-03	Actual Revenue 2003-04	Actual Revenue 2004-05	Actual Revenue 2005-06	Budget Approp. 2006-07	Estimated Year End 2006-07	% Used	Budget Approp. 2007-08
	<b>BEGINNING FUND BALANCE</b>								
	<b>REVENUES:</b>								
406 432.116	Land & Water Cons. Fund Proposed Project	50,000	188,750	188,750	0	189,640	0	0.0%	200,000
	Prop. 12 Grant - Rec. Center Town Hall Expansion	180,000	0	0	0	0	0	0.0%	0
	Prop. 12 Grant - Brewster Park	320,000	306,500	0	0	0	0	0.0%	0
444 432.251	Prop. 12 Grant - Civic Center Park			163,400	163,400	62,249	62,249	100%	0
	Roberti Z'Berg - Harris Mtn. Vista Park	27,000	0	0	0	0	0	0.0%	0
444 432.112	Roberti Z'Berg - Harris - Civic Center Park			153,806	153,806	153,364	153,806	100%	0
	EDI - 02 Grant - Civic Center Park	200,000	200,000	200,000	200,000	0	0	0.0%	0
	EDI - 03 Grant - Civic Center Park		0	0	402,368	0	0	0.0%	0
444 432.252	EDI - 04 Grant - Civic Center Park				473,486	23,564	23,564	100%	0
444 432.261	EDI - 05 - Pool					620,000	620,000	100%	0
444 432.263	EDI - 06 Civic Center Park					1,000,000	0	0.0%	990,000
444 432.253	Prop. 40 - Civic Center Park				0	250,000	250,000	100%	0
	Waste Tire Track - Recreational Surfacing (50% Match)				0	0	0		0
444 730.204	CDBG - Civic Center Park/Landscape					620,763	62,000		0



Municipal Services Grant Fund - Continued 704 Various Departments

Code	Revenue Classification	Actual Revenue 2002-03	Actual Revenue 2003-04	Actual Revenue 2004-05	Actual Revenue 2005-06	Budget Approp. 2006-07	Estimated Year End 2006-07	% Used	Budget Approp. 2007-08
	BEGINNING FUND BALANCE								
	REVENUES:								
444 432.262	Dept. of Forestry - Trees Civic Center Park					22,919	0	0.0%	0
444 432.249	DOC - Non-competitive -Playground CCP					16,762	0	0.0%	16,762
444 432.111	Land & Water Cons. Fund - Pool					112,938	112,938	100%	0
	CDBG - Pool				250,000	0	0		0
444 432.229	DOC - Civic Center Park Receptacles					16,341	0	0.0%	16,341
	Total Revenues	777,000	695,250	705,956	1,393,060	3,072,199	1,284,557	41.8%	1,223,103


Code	Expenditure Classification	Actual Expense 2002-03	Actual Expense 2003-04	Actual Expense 2004-05	Actual Expense 2005-06	Budget Approp. 2006-07	Estimated Year End 2006-07	% Used	Budget Approp. 2007-08
906	Capital Projects								
	Land & Water Cons. Fund Proposed Project	50,000	188,750	188,750	-	189,640	0	0.0%	200,000
	Prop. 12 Grant - Rec. Center Town Hall Expansion	180,000	-	0	0	0	0	0.0%	0
	Prop. 12 Grant - Brewster Park	320,000	306,500	0	0	0	0	0.0%	0
	Prop. 12 Grant - Civic Center Park			163,400	163,400	62,249	62,249		0
	Roberti Z'Berg - Harris Mtn. Vista Park	27,000	0	0	0	0	0	0.0%	0
	Roberti Z'Berg - Harris Civic Center Park			153,806	153,806	153,364	153,806	0.0%	0
	EDI - 02 Grant - Civic Center Park	200,000	200,000	200,000	200,000	0	0	0.0%	0
	EDI - 03 Grant - Civic Center Park		0	0	402,368	0	0	0.0%	0
	EDI - 04 Grant - Civic Center Park				473,486	23,564	23,564	0.0%	0

Municipal Services Grant Fund - Continued 704 Various Departments

Code	Expenditure Classification	Actual Expense 2002-03	Actual Expense 2003-04	Actual Expense 2004-05	Actual Expense 2005-06	Budget Approp. 2006-07	Estimated Year End 2006-07	% Used	Budget Approp. 2007-08
906	EDI - 05-Pool					620,000	620,000	0.0%	0
	Prop. 40 - Civic Center Park				0	250,000	250,000	0.0%	0
	Civic Center Park/Landscaping					620,763	62,000	0.0%	558,763
	CDBG Transfer in Civic Center Park					0	0	0.0%	(558,763)
	Land & Water Cons. Fund - Horsemen's Phase II								0
	EDI - 06 Grant - Civic Center Park					1,000,000	0	0.0%	990,000
	Dept. of Forestry - Trees Civic Center Park					22,919	0	0.0%	0
	DOC - Non-competitive - Playground CCP					16,762	0	0.0%	16,762
	Land & Water Cons. Fund - Pool					112,938	112,938	100%	0
	CDBG - Pool				250,000				0
	DOC - Civic Center Park Receptacles					16,341	0		16,341
	<b>Total Expenditures</b>	<b>777,000</b>	<b>695,250</b>	<b>705,956</b>	<b>1,393,060</b>	<b>3,072,199</b>	<b>1,284,557</b>		<b>1,223,103</b>



# Economic Development



Lowe's opened in Summer 2006

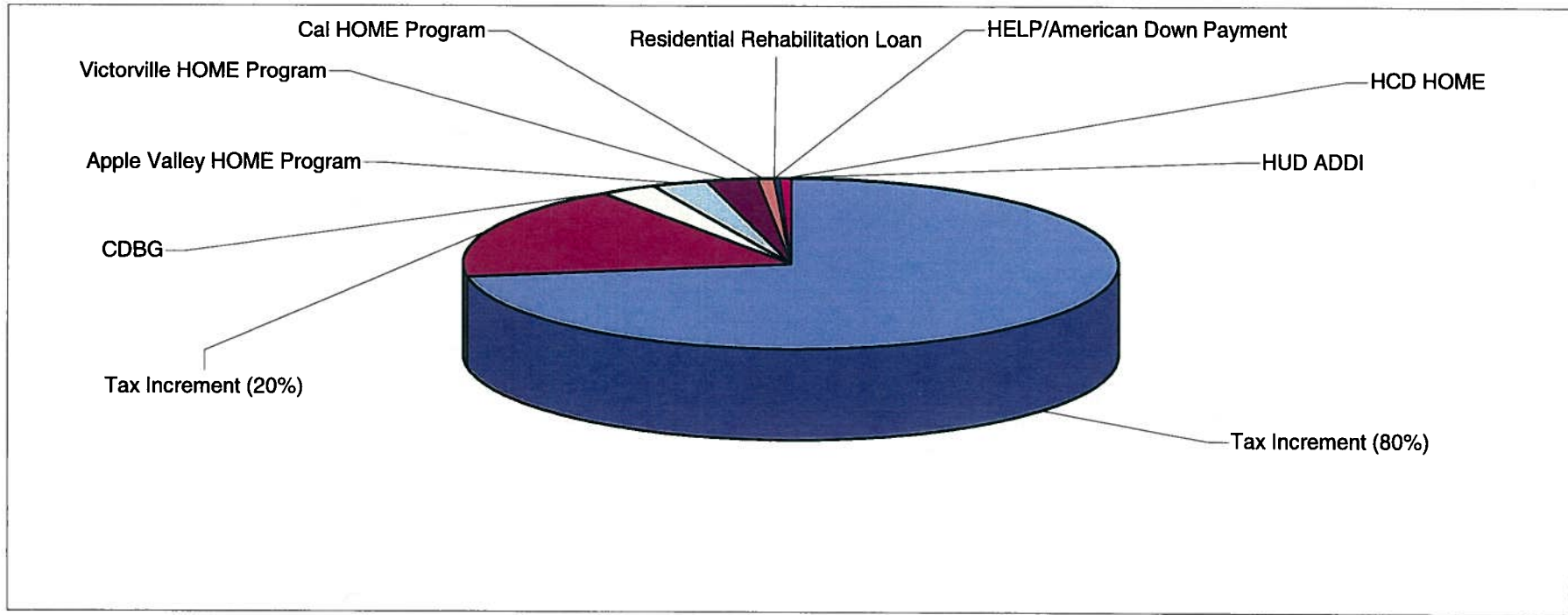
Super Target, one retail anchor of Apple Valley commons opens July 29, 2007



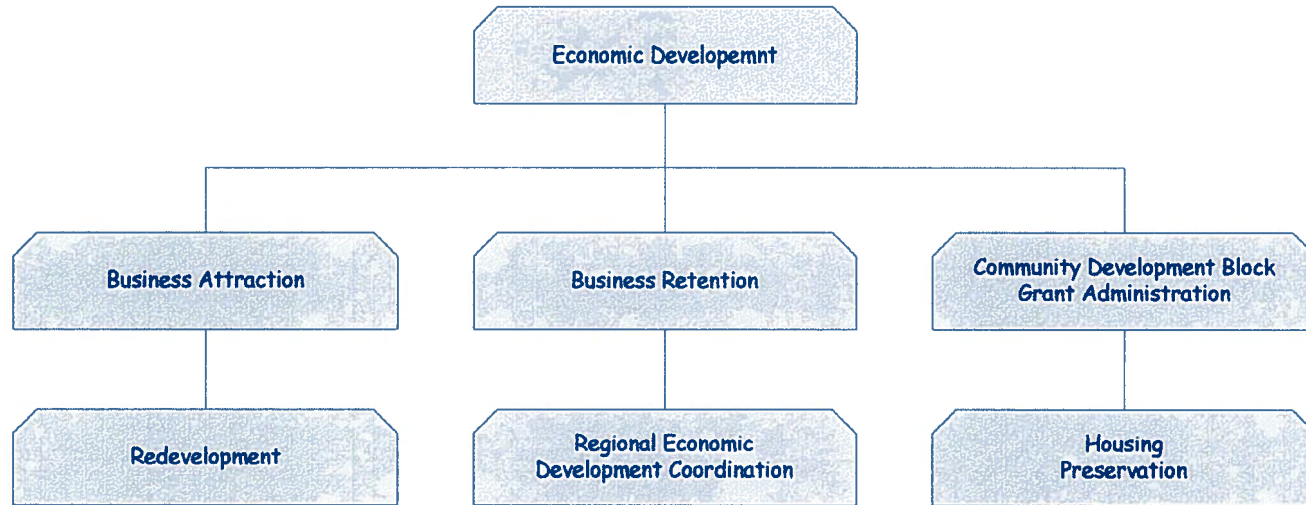
*This Page Left Blank Intentionally*

## 2007/08 Apple Valley Redevelopment Agency

Tax Increment (80%)	37,636,820
Tax Increment (20%)	9,145,990
CDBG	1,431,087
Apple Valley HOME Program	1,400,934
Victorville HOME Program	1,345,180
Cal HOME Program	400,331
HUD ADDI	9,903
Residential Rehabilitation Loan	31,492
HELP/American Down Payment	200,000
HCD HOME	240,905
<b>Total-General Government</b>	<b>51,842,642</b>



TOWN OF APPLE VALLEY  
ECONOMIC DEVELOPMENT  
ORGANIZATION CHART 2007-2008



## **RESOLUTION No. RDA 2007-03**

### **A RESOLUTION OF THE BOARD OF DIRECTORS OF THE REDEVELOPMENT AGENCY OF THE TOWN OF APPLE VALLEY, CALIFORNIA APPROVING A BUDGET APPROPRIATION AND ADOPTING THE AGENCY BUDGET FOR FISCAL YEAR 2007- 08**

WHEREAS, the Town Manager, Executive Director of the Redevelopment Agency (Agency), and Finance Director have heretofore submitted to the Board of Directors a proposed budget for the Redevelopment Agency for Fiscal Year 2007/08, as the same may have been revised by the Board of Directors, a copy of which is attached, and copies of which are in the possession of and in the office of the Secretary and the Finance Director; and

WHEREAS, the said proposed budget contains estimates of the services, activities and projects comprising the budget, and contains expenditure requirements and the resources available to the Agency; and

WHEREAS, the Board of Directors has reviewed the proposed budget and made such revisions to the proposed budget as appears to be desirable; and

WHEREAS, the proposed budget, as herein approved, will enable the Board of Directors to make adequate financial plans and will ensure that Agency members and staff can administer their respective functions in accordance with such plans,

NOW THEREFORE, BE IT RESOLVED BY THE BOARD OF DIRECTORS OF THE REDEVELOPMENT AGENCY OF THE TOWN OF APPLE VALLEY AS FOLLOWS:

SECTION 1: The Executive Director, upon approval of the Town Manager, is authorized to transfer Operating Budget Appropriation Balances between functions and/or programs when he deems it necessary to do so.

A. The Executive Director of the Agency and Director of Finance shall be responsible for constant monitoring of the budget and shall establish and implement appropriate control mechanisms necessary for said purpose, with such mechanisms to be approval by the Town Manager.

B. A monthly status report will be provided to the Agency Board reflecting budget, year-to-date expenditures, and percentage used by each project and fund of the Agency.

SECTION 2: The proposed budget for the Redevelopment Agency of the Town of Apple Valley for the Fiscal Year 2007-08 is hereby approved and adopted, and the amounts of proposed expenditure as specified are appropriated for the budget programs and units as herein specified.

A. The 2007-08 Operating and Capital Improvement Budget programs are hereby adopted, establishing the following expenditure levels:

DEPARTMENT	2007-08 ADOPTED BUDGET
Redevelopment Agency/Economic Development/CDBG	\$51,842,642
TOTAL OPERATING & CAPITAL EXPENDITURES	\$51,842,642

B. Operating and Capital Budget Revenues are hereby adopted establishing a revenue base by which Agency Expenditures will be judged:

Redevelopment Agency/Economic Development/CDBG	\$52,824,431
TOTAL OPERATING AND CAPITAL REVENUES	\$52,824,431

SECTION 3: Pursuant to Section 53901 of the California Government Code, within 60 days after the adoption hereof, the Agency Clerk shall file a copy of this resolution with the Auditor of the County of San Bernardino.

SECTION 4: Within fifteen days after the adoption of this resolution, the Agency Board shall certify to the adoption hereof and, as so certified, cause a copy to be posted in at least three public places within the boundaries of the Town.

APPROVED and ADOPTED by the Board of Directors of the Redevelopment Agency of the Town of Apple Valley this 12<sup>th</sup> day of June, 2007.

*s/s Rick Roelle*

ATTEST:

*s/s LaVonda Pearson*  
TOWN CLERK



Town of Apple Valley  
 Department Operating Statement  
 Budget Appropriation for Fiscal Year Ending June 30, 2008  
 Department: PA2 Redevelopment Capital Projects- Account Number 405-502

Code	Revenue Classification	Actual Revenue 2002-03	Actual Revenue 2003-04	Actual Revenue 2004-05	Actual Revenue 2005-06	Budget Approp. 2006-07	Estimated Year End 2006-07	% Used	Budget Request 2007-08
	BEGINNING FUND BALANCE								
670	Interest Earnings					0	(15,553)		
	Total Revenues					0	(15,553)		0

Code	Expenditure Classification	Actual Expense 2002-03	Actual Expense 2003-04	Actual Expense 2004-05	Actual Expense 2005-06	Budget Approp. 2006-07	Estimated Year End 2006-07	% Used	Budget Request 2007-08
701	Salaries & Wages - Permanent					157,871	128,805	81.6%	191,325
702	Salaries - Part-time					6,240			3,380
	Benefits								
711	PERS					23,519	30,428	129.4%	42,625
712	Cafeteria Benefits					13,971	10,584	75.8%	18,240
713	Medicare					1,720	1,944	113.0%	2,774
714	Deferred Comp						4,094		6,138
715	FICA					917			228
	Total Benefits					40,127	47,049	117.3%	70,006
	Total Personnel					204,238	175,854	86.1%	264,711
	Operations & Maintenance								
721	Office Supplies					2,100	306	14.6%	2,500
722	Computer/Software Supplies/Exp					2,250	1,656		2,250

PA 2 Redevelopment Capital Projects - Continued 405-502

Code	Expenditure Classification	Actual Expense 2002-03	Actual Expense 2003-04	Actual Expense 2004-05	Actual Expense 2005-06	Budget Approp. 2006-07	Estimated Year End 2006-07	% Used	Budgt Request 2007-08
723	Printing Several promotional pieces must be reprinted and updated.					500	147	29.4%	1,000
724	Subscriptions CRA "Redevelopment Journal" CALED "Bulletin and Urban Land Institute publications.					1,000	0	0.0%	1,500
726	Postage Overnight delivery of proposals and information.					0	0	0.0%	750
729	Miscellaneous Non-specific department needs not appropriate to others accounts.					500	113	22.6%	1,000
725	Public Information Includes updating, publication and distribution of marketing materials, certain tradeshow, Opportunity '05 Annual demographics updates for the year (\$2,500), and groundbreaking/grand opening events, website updates.					50,000	3,197	6.4%	75,000
740	Contracted Services Professional services for design of promotional materials, brochures and collateral marketing materials, Business Retention Specialist					17,500	19,984	114.2%	47,500

PA 2 Redevelopment Capital Projects - Continued 405-502

Code	Expenditure Classification	Actual Expense 2002-03	Actual Expense 2003-04	Actual Expense 2004-05	Actual Expense 2005-06	Budget Approp. 2006-07	Estimated Year End 2006-07	% Used	Budget Request 2007-08
760	Memberships & Dues CRA (\$1,050), CALED (\$350), and CDA Dues (\$200), ICSC(\$900)					1,500	1,519	101.3%	2,500
761	Meetings & Conferences Annual CALED Conference, CRA Conference, Shopping Center Game, Semi-annual CDA Confeences, High Desert Opportunity and related functions.					3,750	4,290	114.4%	5,000
762	Mileage Auto allowance for director and reimbursement of mileage expenses for staff while attending meetings.					4,000	2,315	57.9%	8,000
763	Education & Training ICSC, CALED conference, & other employee development training.					1,000	290	29.0%	2,000
906.010	Redevelopment Activities Land Acquisition						1,921,554		
906.129	Animal Care/Control Shelter								8,000,000
906.130	Public works Facility/Yard								7,000,000
907.932	Yucca Loma Bridge/Corridor								13,000,000
930	Economic Development Incentives					136,524	0	0.0%	
	Total Expenditures								28,413,711
730.223	Transfer - 223					(424,862)	(1,098,689)		
730.239	Transfer - 239								(28,413,711)
730.406	Transfer - 406						1,098,689		

PA 2 Redevelopment Capital Projects - Continued 405-502

Personnel Schedule	Actual 2002-03	Actual 2003-04	Actual 2004-05	Actual 2005-06	Actual 2006-07	Proposed 2007-08
Director of Economic & Community Development/Executive Director, RDA	0	0	0	0.5	0.50	0.50
Assistant Director Economic Developmen	0	0	0	0.0	0.45	0.40
Economic Development Specialist	0	0	0	0.0	0.40	0.50
Economic Development Assistant	0	0	0	0.0	0.05	0.50
Economic Development Intern						0.25

Town of Apple Valley  
 Department Operating Statement  
 Budget Appropriation for Fiscal Year Ending June 30, 2008  
 Department: VVEDA Redevelopment Capital Projects- Account Number 406-502

Code	Revenue Classification	Actual Revenue 2002-03	Actual Revenue 2003-04	Actual Revenue 2004-05	Actual Revenue 2005-06	Budget Approp. 2006-07	Estimated Year End 2006-07	% Used	Budget Request 2007-08
	<b>BEGINNING FUND BALANCE</b>								
437	VVEDA Reimbursement Loan	0	130,000	0	0			0.0%	
436	General Fund Loan Carryover	267,000	66,330	268,531				0.0%	
670	Interest Earnings						(7,878)		
	General Fund Loan - FY 2004-05		0	0	0			0.0%	
	<b>Total Revenues</b>	<b>267,000</b>	<b>196,330</b>	<b>268,531</b>	<b>0</b>	<b>0</b>	<b>(7,878)</b>		<b>0</b>
Code	Expenditure Classification	Actual Expense 2002-03	Actual Expense 2003-04	Actual Expense 2004-05	Actual Expense 2005-06	Budget Approp. 2006-07	Estimated Year End 2006-07	% Used	Budget Request 2007-08
701	Salaries & Wages - Permanent	112,103	159,267	103,518	69,489	157,871	151,410	95.9%	191,325
702	Salaries - Part-time				525	6,240			3,380
	Benefits								
711	PERS	10,000	8,572	13,457	15,311	23,520	29,535	125.6%	42,625
712	Cafeteria Benefits	15,596	20,896	12,076	7,032	13,970	12,893	92.3%	18,240
713	Medicare	1,665	1,973	1,542	1,170	1,719	2,328	135.4%	2,774
714	Deferred Comp				3,529		5,475		6,138
715	FICA					918			226
	<b>Total Benefits</b>	<b>27,261</b>	<b>31,441</b>	<b>27,075</b>	<b>27,042</b>	<b>40,127</b>	<b>50,231</b>	<b>125.2%</b>	<b>70,004</b>
	<b>Total Personnel</b>	<b>139,364</b>	<b>190,708</b>	<b>130,593</b>	<b>97,056</b>	<b>204,238</b>	<b>201,641</b>	<b>98.7%</b>	<b>264,709</b>
	<b>Operations &amp; Maintenance</b>								
721	Office Supplies	587	2,071	1,521	1,355	2,100	378	18.0%	2,500
722	Computer/Software Supplies/Exp					2,250	1,656		2,250

VVEDA Redevelopment Capital Projects- Continued 406-502

Code	Expenditure Classification	Actual Expense 2002-03	Actual Expense 2003-04	Actual Expense 2004-05	Actual Expense 2005-06	Budget Approp. 2006-07	Estimated Year End 2006-07	% Used	Budgt Request 2007-08
723	Printing Several promotional pieces must be reprinted and updated.	336	58	26	52	500	632	126.3%	1,000
724	Subscriptions CRA "Redevelopment Journal" CALED "Bulletin and Urban Land Institute publications.	1,444	1,528	30	600	1,000	2,110	211.0%	1,500
726	Postage Overnight delivery of proposals and information.	0	750	0	50	0	0	0.0%	750
729	Miscellaneous Non-specific department needs not appropriate to others accounts.	2,307	650	0	215	500	198	39.6%	1,000
725	Marketing & Promotion Includes updating, publication and distribution of marketing materials, certain tradeshows, Opportunity '05 Annual demographics updates for the year (\$2,500), and groundbreaking/grand opening events, website updates.	7,116	22,259	19,386	48,386	50,000	9,458	18.9%	75,000
740	Contracted Services Professional services for design of promotional materials, brochures and collateral marketing materials.	35,915	26,923	746	27,386	17,500	12,033	68.8%	47,500

VVEDA Redevelopment Capital Projects- Continued 406-502

Code	Expenditure Classification	Actual Expense 2002-03	Actual Expense 2003-04	Actual Expense 2004-05	Actual Expense 2005-06	Budget Approp. 2006-07	Estimated Year End 2006-07	% Used	Budget Request 2007-08
760	Memberships & Dues CRA (\$1,050), CALED (\$350), and CDA Dues (\$200), ICSC	32,829	200	1,549	2,538	1,500	1,404	93.6%	2,500
761	Meetings & Conferences Annual CALED Conference, CRA Conference, Shopping Center Game, Semi-annual CDA Confeences, High Desert Opportunity and related functions.	6,680	7,098	5,613	12,417	3,750	10,080	268.8%	5,000
762	Mileage Auto allowance for director and reimbursement of mileage expenses for staff while attending meetings.	887	1,009	6,052	3,405	4,000	3,482	87.0%	8,000
763	Education & Training ICSC, CALED conference, & other employee development training.	213	490	573	47	1,000	290	29.0%	2,000
730	Transfer - 204 Transfer - 220 Transfer - 223 Transfer - 235 Transfer - 239 Transfer - 405				(32,127) (93,756) 1,264	(288,338)	(2,920) 210,132 (1,265) (1,308,821) (1,098,689)		(4,413,709)
905	Capital Equipment				3,440		3,934		
906	Land Acquisition						305,054		
907.937	Redevelopment Activities Apple Valley Road Improvement Project								4,000,000
930	Economic Development Incentives	0	0	0	0	0	0	0.0%	
	Total Expenditures	88,314	63,036	35,496	72,328	0	(1,649,216)		(0)

VVEDA Redevelopment Capital Projects- Continued 406-502

Personnel Schedule	Actual 2002-03	Actual 2003-04	Actual 2004-05	Actual 2005-06	Actual 2006-07	Proposed 2007-08
Director of Economic & Community Development/Executive Director, RDA	1	1	1	0.5	0.50	0.50
Assistant Director Economic Developmer	0	0	0	0.0	0.45	0.40
Economic Development Specialist	0	0	0	0.0	0.40	0.50
Economic Development Assistant	0	0	0	0.0	0.05	0.50
Economic Development Intern						0.25



Town of Apple Valley - Redevelopment Agency  
 Department Operating Statement  
 Budget Appropriation for Fiscal Year Ending June 30, 2008  
 Department: PA 2 RDA Redevelopment Tax Increment (80%) Fund 239-502

Code	Revenue Classification	Actual Revenue 2002-03	Actual Revenue 2003-04	Actual Revenue 2004-05	Actual Revenue 2005-06	Budget Request 2006-07	Estimated Year End 2006-07	% Used	Budget Request 2007-08
	BEGINNING FUND BALANCE	0	0	0	0	0	0	0	0
409.102	VVEDA Project Area #1								
410.105	RDA Project Area #2					110,000	2,176,794		2,762,711
670	County Admin						76,332		80,000
	Interest Earnings								57,389
	ERAF Discount (20%)								
690	Bond Proceeds								29,260,000
	Total Revenues					110,000	2,253,126	0.0%	32,160,100

Code	Expenditure Classification	Actual Expense 2002-03	Actual Expense 2003-04	Actual Expense 2004-05	Actual Expense 2005-06	Budget Request 2006-07	Estimated Year End 2005-06	% Used	Budget Request 2006-07
	Personnel Services								
701	Salaries & Wages - Permanent								
702	Salaries & Wages - Part time								
	Benefits								
711	PERS								
712	Cafeteria Benefits								
713	Medicare								
714	Deferred Comp								
	Total Benefits								
	Total Personnel								
722	Computer/Software Supplies Equip								
730.239	Transfer - 239						(2,370,358)		
730.405	Transfer - 405								
730.406	Transfer - 406					288,338	1,308,821		28,413,711
740	Contract Service								
740	County Admin				44,851		65,000		80,000
762	Mileage Exp/Allowance								
854	Passthrough Agreements						385,588		400,000
854	ERAF								
901	Cost of Issuance								1,260,000
998	Principle								545,000
999	Interest								1,479,000
	Total Expenditures					288,338	(610,949)	-212%	32,177,711

Town of Apple Valley - Redevelopment Agency  
 Department Operating Statement  
 Budget Appropriation for Fiscal Year Ending June 30, 2008  
 Department: VVEDA RDA Redevelopment Tax Increment (80%) Fund 223-441

Code	Revenue Classification	Actual Revenue 2002-03	Actual Revenue 2003-04	Actual Revenue 2004-05	Actual Revenue 2005-06	Budget Request 2006-07	Estimated Year End 2006-07	% Used	Budget Request 2007-08
	BEGINNING FUND BALANCE	0	0	0	0	0	0	0	0
409.101	VVEDA Project Area #1	91,166	177,484	800,000	327,128	1,000,000	1,276,119	0.0%	1,292,609
	RDA Project Area #2	23,510	66,298	140,000	1,628,536		0		
	County Admin				44,851				
670	Interest Earnings				98,534		117,183		38,891
	ERAF Discount (20%)			(70,000)					
690	Bond Proceeds								4,110,000
	Total Revenues	114,676	243,782	870,000	2,099,049	1,000,000	1,393,303	0.0%	5,441,500

Code	Expenditure Classification	Actual Expense 2002-03	Actual Expense 2003-04	Actual Expense 2004-05	Actual Expense 2005-06	Budget Request 2006-07	Estimated Year End 2005-06	% Used	Budget Request 2006-07
	Personnel Services								
701	Salaries & Wages - Permanent		75,000	109,000	125,493				
702	Salaries & Wages - Part time		12,500	14,275	-				
	Benefits								
711	PERS			29,750	27,689				
712	Cafeteria Benefits		15,850	11,500	6,888				
713	Medicare		6,900	1,650	1,833				
714	Deferred Comp		1,100	1,250	4,907				
	Total Benefits		23,850	44,150	41,317				
	Total Personnel		111,350	167,425	166,810				
722	Computer/Software Supplies Equip								
730.239	Transfer - 239						2,370,358		
730.405	Transfer - 405					424,862	1,098,689		
730.406	Transfer - 406						(210,132)		4,413,709
740	Contract Service				3,740				
740	County Admin				44,851				
762	Mileage Exp/Allowance				2,350				
854	Passthrough Agreements				387,602				
854	ERAF				56,651				
901	Cost of Issuance								270,000
998	Principal				130,000	275,000			195,000
999	Interest				354,432	275,000	178,780	65%	580,400
	Total Expenditures			379,000	1,146,436	974,862	3,437,695	353%	5,459,109

Town of Apple Valley  
 Department Operating Statement  
 Budget Appropriation for Fiscal Year Ending June 30, 2008  
 Department: VVEDA Low and Moderate Income Housing Fund (20% Set-Asides) Account 219-442

Code	Revenue Classification	Actual Revenue 2002-03	Actual Revenue 2003-04	Actual Revenue 2004-05	Actual Revenue 2005-06	Budget Request 2006-07	Estimated Year End 2006-07	% Used	Budget Request 2007-08
	<b>BEGINNING FUND BALANCE</b>								
410.101	VVEDA Project Area #1		44,371	55,000	349,499	65,000	806,318		800,000
	RDA Project Area #2		16,596	18,000	407,134				
670	Interest Earnings				39,593		59,427		50,000
690	Bond Proceeds								3,432,000
	<b>Total Revenues</b>		<b>60,967</b>	<b>73,000</b>	<b>796,226</b>	<b>65,000</b>	<b>865,745</b>		<b>4,282,000</b>
Code	Expenditure Classification	Actual Expense 2002-03	Actual Expense 2003-04	Actual Expense 2004-05	Actual Expense 2005-06	Budget Request 2006-07	Estimated Year End 2006-07	% Used	Budget Request 2007-08
701	Salaries & Wages - Permanent		22,467	-	22,854	64,281	12,509		34,930
	Benefits								
711	PERS		4,000	-	3,947	10,062	2,921		7,782
712	Cafeteria Benefits		3,900	-	3,839	7,063	2,667		2,880
713	Medicare		350	-	365	676	202		506
714	Deferred Comp				330	80	262		720
	FICA								228
	<b>Total Benefits</b>		<b>8,250</b>	<b>-</b>	<b>8,481</b>	<b>17,881</b>	<b>6,053</b>		<b>12,117</b>
	<b>Total Personnel</b>		<b>30,717</b>	<b>-</b>	<b>31,335</b>	<b>82,162</b>	<b>18,562</b>		<b>47,047</b>
729	Miscellaneous								1,000
730	Transfer - 241						863,296		
740	Contracted Services								5,000
914	HELP Sinking Fund \$32,500/Year		32,500	65,000					81,250
919	Housing Activities								3,200,000
901	Cost of Issuance								232,000
998	Principal								25,000
999	Interest								188,310
	<b>Department Total</b>		<b>63,217</b>	<b>65,000</b>	<b>31,335</b>	<b>82,162</b>	<b>881,858</b>		<b>3,779,607</b>
	<b>Ending Fund Balance</b>				<b>764,891</b>	<b>(17,162)</b>	<b>(16,113)</b>		<b>502,393</b>

Personnel Schedule	Actual 2002-03	Actual 2003-04	Actual 2004-05	Actual 2005-06	Actual 2006-07	Proposed 2007-08
Assistant Director Economic Developm	0	0	0	0		0.1
Housing Programs Supervisor	0	0	0	0	0.45	0.2
Economic Development Intern	0	0	0	0	0.45	0.25

Town of Apple Valley  
 Department Operating Statement  
 Budget Appropriation for Fiscal Year Ending June 30, 2008  
 Department: PA2 Low and Moderate Income Housing Fund (20% Set-Asides) Account 241-442

Code	Revenue Classification	Actual Revenue 2002-03	Actual Revenue 2003-04	Actual Revenue 2004-05	Actual Revenue 2005-06	Budget Request 2006-07	Estimated Year End 2006-07	% Used	Budget Request 2007-08
	BEGINNING FUND BALANCE								
410.10	VVEDA Project Area #1		44,371	55,000	349,499	30,000			
	RDA Project Area #2		16,596	18,000	407,134		504,123		950,000
	County Admin				11,213				
670	Interest Earnings				39,593		14,403		14,000
690	Bond Proceeds								4,917,000
	Total Revenues		60,967	73,000	807,439	30,000	518,526		5,881,000
Code	Expenditure Classification	Actual Expense 2002-03	Actual Expense 2003-04	Actual Expense 2004-05	Actual Expense 2005-06	Budget Request 2006-07	Estimated Year End 2006-07	% Used	Budget Request 2007-08
701	Salaries & Wages - Permanent		22,467	-	22,854	64,281	12,509		34,930
	Benefits								
711	PERS		4,000	-	3,947	10,062	2,921		7,782
712	Cafeteria Benefits		3,900	-	3,839	7,063	2,667		2,880
713	Medicare		350	-	365	676	202		506
714	Deferred Comp				330	80	262		720
715	FICA								228
	Total Benefits		8,250	-	8,481	17,881	6,053		12,117
	Total Personnel		30,717	-	31,335	82,162	18,562		47,047
729	Miscellaneous								1,000
730	Transfer - 219						(863,296)		-
740	Contract Services				11,213				5,000
914	HELP Sinking Fund \$32,500/Year		32,500	65,000					78,250
919	Housing Activities								4,500,000
901	Cost of Issuance								417,000
998	Principal								85,000
999	Interest								233,086
	Department Total		63,217	65,000	42,548	82,162	(844,734)		5,366,383
	Ending Fund Balance				764,891	(52,162)	1,363,260		514,617

Personnel Schedule	Actual 2002-03	Actual 2003-04	Actual 2004-05	Actual 2005-06	Actual 2006-07	Proposed 2007-08
Housing Programs Supervisor	0	0	0	0	0	0.2
Assistant Director Economic Devel	0	0	0	0	0	0.1
Economic Development Intern						0.25

Town of Apple Valley  
 Department Operating Statement  
 Budget Appropriation for Fiscal Year Ending June 30, 2008  
 Department: Community Development Block Grant/CDBG - Account Number 204-410

Code	Revenue Classification	Actual Revenue 2002-03	Actual Revenue 2003-04	Actual Revenue 2004-05	Actual Revenue 2005-06	Budget Request 2006-07	Estimated Year End 2006-07	% Used	Budget Request 2007-08
	<b>BEGINNING FUND BALANCE</b>								
694	Section 108 Loan Proceeds		1,500,000					0.0%	
424.130	FY 06-07 CDBG Allocation				935,295	846,250	47,280	5.6%	647,156
424.120	FY 05-06 CDBG Reprogrammed								558,763
424.110	FY 04-05 CDBG Allocation			917,587	(7,032)				
424.110	FY 04-05 CDBG Carryover								100,000
424.100	FY 03-04 CDBG Allocation		759,000	93,827		277,970		0.0%	
424.100	FY 03-04 CDBG Carryover								55,045
424.000	FY 02-03 CDBG Carryover	465,647	55,000	39,480	7,490	37,765	6,670	17.7%	25,013
	FY 01/02 CDBG Loan Carryover	19,389	140,000					0.0%	
442	FY 00/01 CDBG Loan Carryover	10,025	60,000	15,000				0.0%	
441	FY 99/00 CDBG Loan Carryover							0.0%	
439	FY 97/98 CDBG Carryover							0.0%	
	Project No. 1 Tax Increment Re Programmed CDBG		172,694					0.0%	
440.220	Program Income				3,402				45,109
	<b>Total Revenues</b>	<b>495,061</b>	<b>2,686,694</b>	<b>1,065,894</b>	<b>939,155</b>	<b>1,161,985</b>	<b>53,950</b>	<b>4.6%</b>	<b>1,431,086</b>

Code	Expenditure Classification	Actual Expense 2002-03	Actual Expense 2003-04	Actual Expense 2004-05	Actual Expense 2005-06	Budget Request 2006-07	Estimated Year End 2006-07	% Used	Budget Request 2007-08
	<b>Personnel Services</b>								
701	Salaries & Wages - Permanent	90,000	80,707	104,750	106,622	90,849	31,965	35.2%	80,976
	Benefits								
711	PERS	9,900	14,623	17,800	22,442	19,929	8,523	42.8%	18,454
710	Cafeteria Benefits	9,900	10,695	11,730	12,647	11,745	5,021	42.8%	10,560
713	Medicare	1,500	1,170	1,561	1,660	1,350	504	37.3%	1,174
714	Deferred Compensation	2,500	1,622	2,200	1,750	2,558	902	35.3%	1,620
715	FICA					1,295			
	Total Benefits	23,800	28,110	33,291	38,499	36,805	14,950	40.6%	31,808
	Total Personnel	113,800	108,817	138,041	145,121	127,654	46,915	36.8%	112,784
	Salaries & Wages for Housing Programs Coordinator .35 Housing & Community Development Spec..75								

Community Development Block Grant/CDBG - Continued 204-410

Code	Expenditure Classification	Actual Expense 2002-03	Actual Expense 2003-04	Actual Expense 2004-05	Actual Expense 2005-06	Budget Request 2006-07	Estimated Year End 2006-07	% Used	Budget Request 2007-08
721	Operations & Maintenance Office Supplies Miscellaneous office supplies and bookcase.	1,521	500	1,400	939	0	0	0.0%	2,000
723	Printing Several flyers and informational brochures must be reprinted and updated.	25	0	0	0	0	0	0.0%	1,000
724	Subscriptions	30	0	0	0	0	0	0.0%	1,000
726	Postage Overnight delivery of proposals and information.	0	200	500	0	0	0	0.0%	500
729	Miscellaneous Non-specific department needs not appropriate to others accounts.	0	0	4,958	0	0	0	0.0%	2,000
725	Marketing & Promotion Includes updating, publication and distribution of marketing materials.	0	0	0	0	0	0	0.0%	2,147
730	Transfers - 101 Transfers - 220 Transfers -406 Transfers - 704				274,972 5,463 32,127 222,672	620,763	6,670		558,763

Community Development Block Grant/CDBG - Continued 204-410

Code	Expenditure Classification	Actual Expense 2002-03	Actual Expense 2003-04	Actual Expense 2004-05	Actual Expense 2005-06	Budget Request 2006-07	Estimated Year End 2006-07	% Used	Budget Request 2007-08
740	Contracted Services Professional services for design of marketing materials, preparation of planning studies, misc. fair hearing services	746	38,783	38,783	397	0	0	0.0%	0
745	Legal Services	0	0	0	0	0	0	0.0%	0
760	Memberships & Dues	0	0	0	0	0	0	0.0%	500
761	Meetings & Conferences HUD Conferences, and related functions.	0	1,500	1,500	52	1,124	0	0.0%	2,500
762	Mileage Auto reimbursement of mileage expenses for staff while attending meetings, conducting monitoring visits.	1,000	1,000	1,000	119	-	0	0.0%	2,000
763	Education & Training Com. Dev. Citizen Advisory Comm training, HUD training, & other CDBG related employee development training.	1,251	1,000	1,000	289	-	0	0.0%	1,500
801	Advertising								1,500
810	Vehicle Fuel & Maintenance	0	0	0	0	0	0	0.0%	

Community Development Block Grant/CDBG - Continued 204-410

Code	Expenditure Classification	Actual Expense 2002-03	Actual Expense 2003-04	Actual Expense 2004-05	Actual Expense 2005-06	Budget Request 2006-07	Estimated Year End 2006-07	% Used	Budget Request 2007-08
	Total Operations & Maintenance	4,573	42,983	49,141	537,030	621,887	6,670	1.1%	575,410
	Capital Expenditures								
740	FY 07-08 CDBG Program								
878	San Bdn. Co. Library								5,000
874	High Desert Meals on Wheels								10,000
873	Victor Valley Domestic Violence								10,000
875	High Desert Homeless Services								15,000
883	High Desert Domestic Violence								5,000
876	Assistance League of Victor Valley								10,000
879	Inland Fair Housing/Mediation Board								12,000
880	Landlord/Tenant Mediation								6,000
872	San Bdn. Co. Sexual Assault								4,000
899	High Desert Resource Network								2,073
896	One 2 One Mentors								5,000
897	Mojave Deaf Services								5,000
881	Catholic Charities								8,000
900	Dakota Paving Project								465,762
	Subtotal					96,637	47,079		562,835
	FY 06-07 CDBG Program								
	Hi Desert Meals On Wheels					11,000	3,388		0
	San Bdn. Co. Sexual Assault Svcs.					3,500	2,042		0
	San Bdn. Co. Library					4,500	3,040		0
	Assistance League					9,000	9,000		0
	Catholic Charities					8,000	2,620		0
	Victor Valley Domestic Violence					8,000	3,936		0
	High Desert Homeless Services					15,000	7,500		0
	One 2 One Mentors					5,000	1,250		0
	High Desert Domestic Violence					12,000	5,312		0
	Mojave Deaf Services					2,000			
	Inland Fair Housing/Mediation Board					6,637	5,223		0
	Landlord Tenant Mediation					12,000	3,768		0
	Civic Center Park Recreational Facilities								
	Subtotal				0	-			
	FY 04-05 CDBG Program								
813	Residential Rehabilitation Loan Program			100,000	(3)	100,000			100,000



Community Development Block Grant/CDBG - Continued 204-410

Code	Expenditure Classification	Actual Expense 2002-03	Actual Expense 2003-04	Actual Expense 2004-05	Estimated Year End 2005-06	Budget Request 2006-07	Estimated Year End 2006-07	% Used	Budget Request 2007-08
	Subtotal FY 03-04 CDBG Program			100,000	(3)	-			
914.890	Residential Rehabilitation Loan Program			55,045	0	57,045			55,045
	Subtotal			55,045	0	57,045	0		55,045
913.891	FY 02-03 CDBG Program Residential Rehabilitation Loan Pro	15,000	50,000	39,480	0	37,765		0.0%	25,013
	Subtotal		50,000	39,480	0	37,765		0.0%	25,013
		118,373	201,800	381,707	682,148	940,988	100,664	10.7%	1,431,087

Personnel Schedule	2001-02	2002-03	2003-04	2004-05	2005-06	2006-07
Housing Programs Supervisor						0.35
Housing and Community Development Specialist						0.75

Town of Apple Valley  
 Department Operating Statement  
 Budget Appropriation for Fiscal Year Ending June 30, 2008  
 Department: Apple Valley HOME Account 233-455

Code	Revenue Classification	Actual Revenue 2002-03	Actual Revenue 2003-04	Actual Revenue 2004-05	Actual Revenue 2005-06	Budget Request 2006-07	Estimated Year End 2006-07	% Used	Budget Request 2007-08
	BEGINNING FUND BALANCE	0	0	0				0	
424.110	A. V. HOME 2004-05				29,160	343,689	0		343,689
424.120	A.V. HOME 2005-06					306,256			306,256
424.130	A.V. HOME 2006-07					291,265			291,265
424.140	AV HOME 2007-08								459,724
	Total Revenues	0	0	0	29,160	941,210	0		1,400,934
Code	Expenditure Classification	Actual Expense 2002-03	Actual Expense 2003-04	Actual Expense 2004-05	Actual Expense 2005-06	Budget Request 2006-07	Estimated Year End 2006-07	% Used	Budget Request 2007-08
701	Salaries & Wages - Permanent Benefits				19,665	34,451	11,949		38,069
711	PERS				4,126	7,446	3,626		8,676
712	Cafeteria Benefits				1,305	4,951	1,092		4,800
713	Medicare				273	506	178		552
714	Deferred Comp				1,378	32	461		761
	Total Benefits				7,082	12,935	4,718		14,789
	Total Personnel				26,747	47,386	16,666		52,858
729	Operations & Maintenance Miscellaneous Public Notices & related items				706	-	-		-
740	Contracted Services Homebuyer Education, portion of Al				397	-			-
761	Meetings & Conferences				480	2,639	391		
762	Mileage Local Mileage Reimbursement				334	1,000	963		242
763	Education & Training				496	2,000	939		
801	Advertising								

Apple Valley HOME - Continued 233-455

Code	Expenditure Classification	Actual Expense 2002-03	Actual Expense 2003-04	Actual Expense 2004-05	Actual Expense 2005-06	Budget Request 2006-07	Estimated Year End 2006-07	% Used	Budget Request 2007-08
740.104	HOME General Admin								137,100
917.000	RRLP Loans 2004-05					250,000	112,102		250,000
917.001	RRLP Loans 2005-06					137,603			137,603
917.002	RRLP Loans 2006-07					40,000			40,000
915.001	DAP 2004-05					18,689	-		18,689
915.002	DAP 2005-06					137,603	-		137,603
915.003	DAP 2006-07					220,215			220,215
915.004	DAP 2007-08								294,124
918.004	CHDO 2007-08								112,500
	Total Expenditures				29,160	857,135	131,062		1,400,934

Personnel Schedule	Actual 2006-07	Proposed 2007-08
Housing Programs Supervisor	0.15	0.25
Housing & Community Dev. Spec.	0.15	0.25

Town of Apple Valley  
 Department Operating Statement  
 Budget Appropriation for Fiscal Year Ending June 30, 2008  
 Department: Victorville HOME Account 234-456

Code	Revenue Classification	Actual Revenue 2002-03	Actual Revenue 2003-04	Actual Revenue 2004-05	Actual Revenue 2005-06	Budget Request 2006-07	Estimated Year End 2006-07	% Used	Budget Request 2007-08
	BEGINNING FUND BALANCE								
424									
110	HOME 04-05			293,811	37,811	182,811			40,000
120	HOME 05-06					331,244			331,244
130	HOME 06-07					346,235			346,235
140	HOME 07-08								290,201
501	CHDO Set-Aside 04-05			112,500		112,500			112,500
502	CHDO Set-Aside 05-06					112,500			112,500
503	CHDO Set-Aside 06-07					112,500			112,500
	Total Revenues	0	0	406,311	37,811	1,197,790	0		1,345,180

Code	Expenditure Classification	Actual Expense 2002-03	Actual Expense 2003-04	Actual Expense 2004-05	Actual Expense 2005-06	Budget Request 2006-07	Estimated Year End 2006-07	% Used	Budget Request 2007-08
852	MAP 04-05			293,811	37,811	82,811			0
002	Activity #1 05-06					209,269			209,269
003	Activity #2 06-07					224,260			224,260
014	Activity #3 07-08								290,276
	Activity #4								
004	CHDO Program 04-05			112,500		112,500			112,500
005	CHDO Program 05-06					112,500			112,500
015	CHDO Program 06-07					112,500			112,500
008	Senior Repair Program 04-05					100,000			
009	Senior Repair Program 05-06					100,000			40,000
010	Senior Repair Program 06-07					100,000			100,000
011	Senior Repair Program 07-08								100,000
012	HOME Administration 06-07					21,975			21,975
013	HOME Administration 07-08								21,900
	Total Expenditures			406,311	37,811	1,175,815	-		1,345,180

Town of Apple Valley  
 Department Operating Statement  
 Budget Appropriation for Fiscal Year Ending June 30, 2008  
 Department: Cal- HOME Account 240

Code	Revenue Classification	Actual Revenue 2002-03	Actual Revenue 2003-04	Actual Revenue 2004-05	Actual Revenue 2005-06	Budget Request 2006-07	Estimated Year End 2006-07	% Used	Budget Request 2007-08
	BEGINNING FUND BALANCE	0	0	0		0		0	20,331
424.110	RRLP 2004				0	0	20,000		380,000
670	Interest Earnings					0	331		0
	Total Revenues	0	0	0	0	0	20,331		400,331

Code	Expenditure Classification	Actual Expense 2002-03	Actual Expense 2003-04	Actual Expense 2004-05	Actual Expense 2005-06	Budget Request 2006-07	Estimated Year End 2006-07	% Used	Budget Request 2007-08
860	RRLP 2004					-			400,331
						-	-		-
					-	-	-		-
	Total Expenditures				-	-	-		400,331

Town of Apple Valley  
 Department Operating Statement  
 Budget Appropriation for Fiscal Year Ending June 30, 2008  
 Department : HUD ADDI 250-443

Code	Revenue Classification	Actual Revenue 2002-03	Actual Revenue 2003-04	Actual Revenue 2004-05	Actual Revenue 2005-06	Budget Request 2006-07	Estimated Year End 2006-07	% Used	Budget Request 2007-08
	BEGINNING FUND BALANCE	0	0	0		0		0	0
424.110	ADDI 2004				0	0	0		9,903
	Total Revenues	0	0	0	0	0	0		9,903

Code	Expenditure Classification	Actual Expense 2002-03	Actual Expense 2003-04	Actual Expense 2004-05	Actual Expense 2005-06	Budget Request 2006-07	Estimated Year End 2006-07	% Used	Budget Request 2007-08
852.110	ADDI 2004					-			9,903
					-	-	-		-
					-	-	-		-
	Total Expenditures				-	-	-		9,903

Town of Apple Valley  
 Department Operating Statement  
 Budget Appropriation for Fiscal Year Ending June 30, 2008  
 Department: Residential Rehabilitation Loan Program 220-413

Code	Revenue Classification	Actual Revenue 2002-03	Actual Revenue 2003-04	Actual Revenue 2004-05	Actual Revenue 2005-06	Budget Request 2006-07	Estimated Year End 2006-07	% Used	Budget Request 2007-08
	BEGINNING FUND BALANCE								
440.220	Program Income Prior to 06-07								27,492
440.220	Program Income Prior to 07-08								4,000
	<b>Total Revenues</b>								<b>31,492</b>

Code	Expenditure Classification	Actual Expense 2002-03	Actual Expense 2003-04	Actual Expense 2004-05	Actual Expense 2005-06	Budget Request 2006-07	Estimated Year End 2006-07	% Used	Budget Request 2007-08
701	Salaries & Wages - Permanent Benefits								14,560
711	PERS								2,932
712	Cafeteria Benefits								
713	Medicare								
714	Deferred Comp								
	Total Benefits								2,932
	Total Personnel								17,492
	Operations & Maintenance								
859	RRLP Program Expenditures								14,000
	<b>Total Expenditures</b>								<b>31,492</b>

Town of Apple Valley  
 Department Operating Statement  
 Budget Appropriation for Fiscal Year Ending June 30, 2008  
 Department: HCD American Dream Down Payment Initiative (ADDI) 224-443

Code	Revenue Classification	Actual Revenue 2002-03	Actual Revenue 2003-04	Actual Revenue 2004-05	Actual Revenue 2005-06	Budget Request 2006-07	Estimated Year End 2006-07	% Used	Budget Request 2007-08
	BEGINNING FUND BALANCE	0	0	0		0		0	0
424.110	ADDI 2004				0	200,000	0		200,000
	Total Revenues	0	0	0	0	200,000	0		200,000

Code	Expenditure Classification	Actual Expense 2002-03	Actual Expense 2003-04	Actual Expense 2004-05	Actual Expense 2005-06	Budget Request 2006-07	Estimated Year End 2006-07	% Used	Budget Request 2007-08
852.110	ADDI 2004					200,000			200,000
					-	-	-		-
					-	-	-		-
	Total Expenditures				-	200,000	-		200,000



Town of Apple Valley  
 Department Operating Statement  
 Budget Appropriation for Fiscal Year Ending June 30, 2008  
 Department: HCD HOME 235-457

Code	Revenue Classification	Actual Revenue 2002-03	Actual Revenue 2003-04	Actual Revenue 2004-05	Actual Revenue 2005-06	Budget Request 2006-07	Estimated Year End 2006-07	% Used	Budget Request 2007-08
	BEGINNING FUND BALANCE	0	0	0	0		0	0	
424.10	HOME FY 2000-2001 Carryover FY 2001-2002 Carryover FY 2002-2003 Carryover FY 2003-2004 Carryover FY 2003-04 Administration			25,000 112,500 153,750 300,000		173,902			240,905
	Total Revenues			591,250	0	173,902	0		240,905

Code	Expenditure Classification	Actual Expense 2002-03	Actual Expense 2003-04	Actual Expense 2004-05	Actual Expense 2005-06	Budget Request 2006-07	Estimated Year End 2006-07	% Used	Budget Request 2007-08
701	Salaries				7,119	7,010			
711	PERS				1,596	1,330			
712	Cafeteria Benefits				683	800			
715	Medicare				117	104			
	Total Benefits				2,396	2,234			
	Total Personnel				9,515	9,244			
	HOME 2003-04 HOME 2002-03 FY 2002-03 Administration FY 2003-04 Administration								
	Contract Services					1,500			
852	Loans Paid Out					172,402			240,905
	Total Expenses					183,146			240,905

	Actual 2002-03	Actual 2003-04	Actual 2004-05	Actual 2005-06	Actual 2006-07	Proposed 2007-08
Personnel Schedule						
Economic Development Specialist					0.1	0