

Town of Apple Valley

**TOWN OF
APPLE VALLEY**

**PARK AND RECREATION
COMMISSION AGENDA**

THURSDAY, April 3, 2014

Regular Meeting: 6:00 p.m.

TOWN COUNCIL CHAMBERS

* * * *

COMMISSION MEMBERS

Jiles Smith, Chairman

Michael Martin, Vice-Chairman

Richard Cambridge, Commissioner

Patrick Doran, Commissioner

Donald Tatera, Commissioner

* * * *

Frank Robinson, Town Manager

John Brown, Town Attorney

La Vonda M-Pearson, CMC, Town Clerk

Dennis Cron, Assistant Town Manager

Ralph Wright, Parks and Recreation Manager

TOWN HALL: (760) 240-7000

www.applevalley.org

AGENDA
APPLE VALLEY PARKS AND RECREATION COMMISSION
THURSDAY, April 3, 2014
REGULAR MEETING 6:00 P.M.
TOWN COUNCIL CHAMBERS
14955 DALE EVANS PARKWAY

PUBLIC PARTICIPATION IS INVITED. *If you wish to be heard on any item on the agenda, please so indicate by filling out a REQUEST TO SPEAK form at the Commission meeting. Place the request in the Speaker Request Box on the table near the Town Clerk or hand to the Town Clerk at the meeting. (G.C. 54954.3 (a)).*

Materials related to an item on this agenda submitted to the Commission after distribution of the agenda packet are available for public inspection in the Town Clerk's Office at 14955 Dale Evans Parkway, Apple Valley, CA during normal business hours. Such documents are also available on the Town of Apple Valley website at www.applevalley.org subject to staff's ability to post the documents before the meeting.

(WHERE APPROPRIATE OR DEEMED NECESSARY, ACTION MAY BE TAKEN ON ANY ITEM LISTED IN THE AGENDA)

CALL TO ORDER:

ROLL CALL:

COMMISSIONERS Cambridge_____, Doran_____, Tatera_____,
Chairman Smith_____, Vice-Chairman Martin_____

PLEDGE OF ALLEGIANCE:

PRESENTATIONS:

PUBLIC COMMENTS:

Anyone wishing to address an item not on the agenda or an item that is not scheduled for a public hearing at this meeting may do so at this time. California State Law does not allow the Commission to act on items not on the agenda, except in very limited circumstances. Your concerns may be referred to staff or placed on a future agenda.

1. **Selection of Chairperson and Vice-Chairperson**
Recommendation:
 - (1) Commission to select one of its members as Chairperson
 - (2) Commission to select one of its members as Vice-Chairperson

2. **Approval of Minutes for Park and Recreation Commission Meeting**
Recommendation:
Approve the minutes for the meetings of December 5, 2013.


3. **Approval of Parks and Recreation Department Monthly Reports**
Recommendation:
Approve the monthly reports for November, December 2013 and January 2014.
4. **Recreation Programming Update**
Recommendation:
Receive and File
5. **Parks Project Update**
Recommendation:
Discussion item only

PARKS AND RECREATION MANAGER'S REPORT

PARK AND RECREATION COMMISSIONER COMMENTS

SUGGESTED ITEMS FOR FUTURE AGENDAS

ADJOURNMENT



TOWN OF APPLE VALLEY PARKS AND RECREATION COMMISSION STAFF REPORT

To: Parks and Recreation Commission **Date:** April 3, 2014
From: Ralph Wright
Parks and Recreation Manager **Item No:** 1
Subject: SELECTION OF CHAIRPERSON AND VICE-CHAIRPERSON
T.M. Approval: _____ **Budgeted Item:** Yes No N/A

RECOMMENDED ACTION:

- (1) Commission to select one of its members as Chairperson.
- (2) Commission to select one of its members as Vice-Chairperson.

SUMMARY:

It would be appropriate at this time, for the Commission Members to participate in the selection of Chairperson and Vice-Chairperson for the reorganization of the Park and Recreation Commission.

As stated in the Rules and Procedures for the Park and Recreation Commission, a Chairperson and Vice-Chairperson shall be elected annually from among the Commission's membership at the first meeting in February to serve at the pleasure of the commission. Each person so elected shall serve until a successor is chosen (at any time) by three or more affirmative votes. No person shall serve more than two (2) consecutive terms as Chairperson or Vice-Chairperson.

BACKGROUND:

N/A

FISCAL IMPACT:

N/A



TOWN OF APPLE VALLEY PARKS AND RECREATION COMMISSION STAFF REPORT

To: Parks and Recreation Commission **Date:** April 3, 2014
From: Ralph Wright
Parks and Recreation Manager **Item No:** 2
Subject: APPROVAL OF MINUTES FOR PARK AND RECREATION
COMMISSION MEETING

T.M. Approval: _____ **Budgeted Item:** Yes No N/A

RECOMMENDED ACTION:

Approve the minutes for the meetings of December 5, 2013.

SUMMARY:

A. Regular Meeting – December 5, 2013

BACKGROUND:

N/A

FISCAL IMPACT:

N/A

**The TOWN OF APPLE VALLEY
PARK AND RECREATION COMMISSION
MINUTES
December 5, 2013**

CALL TO ORDER:

Chairman Jiles Smith called the meeting of the Park and Recreation Commission of the Town of Apple Valley to order at 6:00 p.m. in the Town Council Chambers.

ROLL CALL:

Roll call was taken with the following members present: Chairman Jiles Smith, Vice-Chairman Michael Martin, Commissioners Richard Cambridge, Patrick Doran and Donald Tatera,

Absent:

PLEDGE OF ALLEGIANCE:

Commissioner Donald Doran led the pledge of Allegiance

PRESENTATIONS:

None

PUBLIC COMMENTS:

None

1. Approval of Minutes for Park and Recreation Commission Meeting

Motion by Chairman Smith, second by Commissioner Cambridge to approve the minutes for the meeting of June 6, 2013, August 1, 2013 and October 3, 2013. Ralph Wright, Parks & Recreation Manger added page 2 of the minutes from the October 3, 2013 meeting that was not included in the agenda. Motion carried by 5-0-0-0 vote.

2. Approval of Parks and Recreation Division Monthly Report

Motion by Chairman Smith, second by Commissioner Cambridge to approve September and October monthly reports. Motion carried by 5-0-0-0 vote.

3. Discussion of Smoking Policy in the Park

Mr. Wright discussed information that was included in staff report. Mr. Wright said in June 2008 Town Council modified the Municipal code to only allow smoking in parks in designated areas. Town staff then modified the designated smoking areas at each of our parks trying to limit the impact on the non smoking community.

Mr. Wright addressed that all parks have a designated smoking area that visitors are complying with. In the Council Meeting on October 22, 2013 there were public comments and some items requested that we change the park smoking policy to NO smoking in our parks. Listserve was sent through Leagues of California Cities and we received responses

from 15 cities. Of those 15 cities, the majorities have no smoking in the parks. Hesperia, Victorville follow the state law. Big Bear does not allow any smoking in any county Park.

Mr. Wright shared the information and copies of 4 letters that were submitted by way of public comments at the October 22, 2013 Council Meeting for the Commission to read. Chairman Smith asked if any of these individuals were head of any youth programs. Mr. Wright said they were all parents of participants. Prominantly little league and Pony league. Mr. Wright said compliance of smoking in smoking areas is good. Normally in larger event we will let individuals know where the designated areas are and they either put it out or go to designated areas.

Mr. Wright asked the Commission if would like to go forward to Council to make a change or asked if Commission was fine with our current smoking policy.

Mr. Wright included pictures of smoking urns that showed the damage and vandalism that is occurring. At James Wood he also mentioned that there is a littering problem with cigarette butts.

Chairman Smith opens up for comments.

Commissioner Tatera asked if and when we come up with a non smoking policy, does this include the Summer Concerts. Mr. Wright said we can allow a designated smoking area for certain large scale events, but if we go to a non smoking policy in our parks, then we have to adhere to that.

Commissioner Cambridge said that enforcement is going to be one of the problems. He said that normally the juveniles seem to be the biggest problem. However the parents normally comply. He suggests staying with designated smoking areas and tightening them up but putting out more information about where these designated smoking areas are.

Discussion ensued about compliance with the policy, signage and notifying park patrons about the smoking policy.

Vice-Chairman Martin recommended that we add something to the brochure about our smoking policy.

Motion by Chairman Smith, second by Commissioner Cambridge, to direct staff to place designated smoking signs in the parks and work on decreasing the smoking areas by 50%. Motion carried by 5-0-0-0 vote.

4. Review and Approval of Program fees

Mr. Wright is recommending a nominal increase to cover the instruction cost for the Life Guard Program. The cost of materials has gone up from \$165 to \$200. State law was passed last year that all life guard must have a Title 22 certification. The increase in fee is to cover the additional time and training. Motion by Chairman Smith, second by Commissioner Cambridge to approve program fees listed in exhibit A of the agenda. Motion carried out by 5-0-0-0 vote.

5. Discussion of Site Tour

Chairman Smith added that it is important to go out and visit the parks and interact with the visitors. Chairman Smith said he learned a lot and is recommending that the Commissioners do site tours at least one time per year.

PARKS AND RECREATION MANAGER'S REPORT

Mr. Wright distributed copies of the Master Plan, along with the Winter-Spring 2014 brochure. Mr. Wright shared that Christina Rudsell had done a great job with the current brochure. The new layout was clear and easy to read

PARK AND RECREATION COMMISSIONER COMMENTS

SUGGESTED ITEMS FOR NEXT AGENDA


None

ADJOURNMENT

Motion by Chairman Smith seconded by Commissioner Cambridge and unanimously carried to adjourn the meeting at 6:50pm.

CHAIRPERSON

TOWN CLERK



TOWN OF APPLE VALLEY PARKS AND RECREATION COMMISSION STAFF REPORT

To: Parks and Recreation Commission **Date:** April 3, 2014
From: Ralph Wright
Parks and Recreation Manager **Item No:** 3
Subject: APPROVAL OF PARKS AND RECREATION DEPARTMENT
MONTHLY REPORT
T.M. Approval: _____ **Budgeted Item:** Yes No N/A

RECOMMENDED ACTION:

Approve the monthly reports for November, December 2013 and January 2014.

SUMMARY:

Monthly Report for the Parks and Recreation Department highlighting service levels for the months of of November 2013 through January 2014.

BACKGROUND:

N/A

FISCAL IMPACT:

N/A

Park & Rec Stats

November 2013



this issue

- Park and Facility Maintenance **P.1**
- Park and Facility Usage **P.2**
- Sports **P.4**
- Classes and Programs **P.5**
- Healthy Apple Valley **P.6**
- Aquatics **P.7**
- Special Events **P.8**
- Volunteers **P.9**
- Vision 2020 **P.9**

Upcoming Events

February 1

60 MINUTES TO HEART HEALTH

**SATURDAY, FEBRUARY 1
9 - 10 AM**

**Fun Motivating Walk-Up @ 9 AM
JOIN US IN FRONT OF THE STADIUM!**

Commit 60 minutes to your heart with a walk around beautiful Civic Center Park which offers two walking paths. This year push and begin walking. There is a bonus for each lap walked - the person with the most beads at the end of the hour will win a prize!

**CIVIC CENTER PARK
14999 DELE EVANS PARKWAY**

**FREE!
ALL AGES WELCOME**

For more information, please contact:
Town of Apple Valley Park & Recreation Department
14999 Dele Evans Parkway, Apple Valley, CA 92308
(951) 261-7800

Park and Facility Maintenance

Total park acreage maintained: 196 acres • Total facility square footage maintained: 153,267 sq ft

	Monthly		Year-to-Date	
	2012-2013	2013-2014	2012-2013	2013-2014
# of trees PLANTED	0	0	0	13
# of trees REMOVED	0	1	0	3
# of trees TRIMMED	20	10	82	46
Service requests completed	18	1	40	127
Vandalism incidents repaired	0	0	5	6
Graffiti incidents repaired	0	0	5	0

Non Paid Labor Sources	Monthly		Year-to-Date	
	2012-2013	2013-2014	2012-2013	2013-2014
Weekend Workers	992	296	1416	1312
Weekday Workers	0	1016	6720	5648
Volunteer Workers	0	0	64	58
Other	0	0	240	0
Total non paid labor hours	992	1312	8440	7018

February 22

The Heart Games 2014

February 22
8:30 am - 12 pm
\$10/person

Apple Valley Conference Center
14733 Dele Evans Parkway, Apple Valley

Start forming teams now for this wacky fitness competition for the entire family! Teams of 3 - 5 will compete in 10 heart healthy activities throughout Civic Center Park to win bonus points and prizes.

For more information, please contact:
Town of Apple Valley Park & Recreation Department
14999 Dele Evans Parkway, Apple Valley, CA 92308
(951) 261-7800

Park & Facility Projects Completed

- New Walking trail signage at Civic Center Park
- Prepped Civic Center Park for Ribbon Cutting Ceremony
- Prepped Town Hall for 25th Anniversary Celebration



Park and Facility Usage

2

November 2013



Corwin Park



James Woody Park



Horsemen's Center



Civic Center Park



Picnic Area Usage (scheduled)	Monthly		Year-to-Date	
	# of uses	2012-2013	2013-2014	2012-2013
Corwin Park	0	2	20	15
James Woody Park	0	0	2	2
Mendel Park	0	0	1	4
Sycamore Rocks Park	0	0	0	0
Thunderbird Park	6	0	8	1
Virginia Park	0	0	2	0
TOTAL	6	2	33	22

Park/Field Usage (Typical use = 1 hour)	Monthly		Year-to-Date	
	# of uses	2012-2013	2013-2014	2012-2013
Lenny Brewster Sports Center	140	203	992	999
Corwin Park	0	2	158	155
James Woody Park	195	248	944	1007
Lions Park	6	2	135	85
Mendel Park	19	11	103	68
Norm Schmidt Park	0	0	81	71
Sycamore Rocks Park	27	4	129	157
Thunderbird Park	6	4	94	158
Virginia Park	4	22	93	104
Yucca Loma Park	12	0	60	69
TOTAL	409	496	2789	2873

Horsemen's Center Usage	Monthly		Year-to-Date	
	# of uses	2012-2013	2013-2014	2012-2013
BMX	8	9	43	44
Horseshows	1	1	5	6
Picnics/Camping/Day use	3	1	53	23
TOTAL	12	11	101	73

Civic Center Park Usage	Monthly		Year-to-Date	
	# of uses	2012-2013	2013-2014	2012-2013
Aquatic Center	111	121	749	605
Amphitheatre	1	4	8	11
TOTAL	112	125	756	616



Park and Facility Usage

3

November 2013

Highlights

The Town Council, staff and Jennifer Silvestri of Kaiser Permanente attend the ribbon cutting ceremony for the six new fitness stations at Civic Center Park



Apple Valley Golf Course	Monthly		Year-to-Date	
	2012-2013	2013-2014	2012-2013	2013-2014
Total Golf Rounds Played	1860	2061	10,911	12,117

Town Hall	# of uses	Monthly		Year-to-Date	
		2012-2013	2013-2014	2012-2013	2013-2014
Recreation Center - Room 1	7	23	51	128	
Recreation Center - Room 2	11	26	61	137	
Recreation Center - Room 3	31	32	120	134	
Recreation Center - Room 4	31	32	120	134	
Recreation Center - Room 5	25	20	143	109	
Full Conference Center	4	3	17	12	
Conference Center - North Room	2	4	34	58	
Conference Center - South Room	8	8	47	51	
Development Services Conf Room 1	14	13	77	85	
TOTAL	133	161	670	848	

James A. Woody Community Center	# of uses	Monthly		Year-to-Date	
		2012-2013	2013-2014	2012-2013	2013-2014
Auditorium	45	49	251	227	
Arts and Crafts Room	32	22	164	152	
Kitchen	5	5	42	18	
Mini-Gym	21	23	105	96	
Gymnasium	53	39	244	221	
TOTAL	156	138	806	714	

Sports Participation

4

November 2013



Pee Wee Sports	# of Participants		# of Teams	
	Monthly		Year-to-Date	
	2012-2013	2013-2014	2012-2013	2013-2014
Pee Wee Basketball - Summer/Winter	NO*	NO	NO*	NO*
Adventures in Pee Wee Sports	49	44*	nap	nap
Pee Wee Soccer	60	83	8	10
Pee Wee T-Ball	*NO	NO	NO	NO
TOTAL	109	127	8	10

Youth Sports	# of Participants		# of Teams	
	Monthly		Year-to-Date	
	2012-2013	2013-2014	2012-2013	2013-2014
Youth Basketball - Summer/Winter	*NO	*NO	NO*	NO*
Hot Shots Basketball	*NO	*NO	NO*	NO*
Youth 3-on-3 Soccer Tournament	110	NO	23	min
TOTAL	110	0	23	0

Adult Sports	# of Participants		# of Teams	
	Monthly		Year-to-Date	
	2012-2013	2013-2014	2012-2013	2013-2014
Adult Softball	125	134	10	10
Adult Basketball	58*	58*	6*	6*
TOTAL	183	192	16	16

*Program/League started in the month of June and continued to be offered through July. Attendance figures were included in the June report.

nap - Figures not applicable min - Minimum participation not met NO - Not offered



Classes and Programs Participation

5

November 2013

Highlights

After School Activities


Program offers:

- Homework Club
- Music
- Dance
- Indoor & outdoor games
- Arts & Crafts
- Cooking
- Afternoon snack



Classes/Programs	Monthly		Year-to-Date		
	# of uses	2012-2013	2013-2014	2012-2013	2013-2014
Adult Programs/Classes		84	173	574	601
Youth Programs/Classes		132	69	844	615
Day Camp		NO	NO	251	247
Open Gym		323	512	1838	2137
Therapeutic Recreation		18	12	71	64
Active Adults		0	10	16	48
TOTAL		557	776	3594	3712



After School Activities Program	Monthly		Year-to-Date		
	(Offered during AAE & AVUSD school year. Based on weekly enrollment)	2012-2013	2013-2014	2012-2013	2013-2014
AAE - Corwin Campus		144	99	552	396
AAE - Thunderbird Campus		61	45	224	189
Rio Vista Elementary School		115	124	570	661
Sitting Bull Academy (K-4)		72	72	345	274
Sitting Bull Academy (5-8)		61	59	272	275
Vanguard Preparatory		121	116	544	582
TOTAL		574	504	2507	2377



BE ACTIVE



Healthy Apple Valley

6

November 2013


The Town of Apple Valley has a Healthy Apple Valley Coalition consisting of representatives from public and private entities and businesses as well as residents within the community. This coalition supports the Healthy Apple Valley mission of improving the health and well-being of our residents through the promotion of healthy eating, education, cooking programs and physical activity.

EAT SMART




Healthy Apple Valley	Monthly		Year-to-Date	
	# Participants	2012-2013	2013-2014	2012-2013
Healthy Living Workshops (HEAL)	NO	NO	21	NO
Kids Cooking Classes	NO	NO	12	7
Family Nights	NO	NO	32	NO
Special Events	NO	NO	NO	21
Walking Club	NO	NO	NO	NO
Cycling Events	NO	NO	NO	21
TOTAL	0	0	65	49

LIVE BETTER



Parents and toddlers learn new ways to play together through play equipment in the Having a Ball class sponsored by First 5.



	Monthly		Year-to-Date	
	2012-2013	2013-2014	2012-2013	2013-2014
VANtastic Fun	NO	20	NO	58
My First Sports Program	NO	NO	NO	15
Mommy & Me	NO	NO	NO	8
Having a Ball	NO	18	NO	18
TOTAL	0	38	0	99



Aquatics Participation

7

November 2013

Program Highlights



Open Recreation Swim



Junior Lifeguard



Swim Lessons



Aquatics	Monthly		Year-to-Date	
	# of uses	2012-2013	2013-2014	2012-2013
Open Recreation Swim	NO	NO	6411	5967
Morning Lap Swim	286	221	2699	2154
Lunchtime Lap Swim	103	85	198	161
Evening Lap Swim	NO	NO	285	355
Swim Lessons	NO	NO	871	7320
Water Aerobics	27	384	530	3612
Open Water Diver Course	NO	NO	3	NO
Advanced Stroke Development	30	220	141	2312
Special Events	NO	NO	406	535
Adult Water Polo	9	NO	23	NO
Private Swim Lessons	NO	10	NO	720
Semi-Private Swim Lessons	NO	NO	NO	480
Desert Aquatics Swim Team	NO	1000	NO	4380
AVUSD Swim Tournaments	NO	NO	NO	460
AVUSD Practice	NO	NO	NO	1200
Private Pool Parties	NO	NO	NO	50
TOTAL	455	1920*	11,567	29,706*



*2013-2014 figures reflect actual daily "through the door" participation instead of monthly registration figures.

nav - Figures not available min - Minimum participation not met NO - Not offered

Highlights

The 11th Annual Turkey Run was held at The Town Hall Rec Center on November 30th. Free T-shirts were given to the first 50 pre-registered runners. Separate awards and turkeys were given to men, women and children in different age divisions.



Special Events Participation

8

November 2013

Special Events	Year-to-Date	
	2012-2013	2013-2014
# Participants		
Firecracker Run	215	198
Freedom Festival	11,000	14,000
Movie Night in the Park	280	320
Mud Fest	187	256
Concerts in the Park	6,000	10,000
Concerts in the Courtyard	750	750
Rockin' Flea Market	800	800
Reverse Triathlon	450	306
Kiddie Carnival	450	300
Haunted House	284	233
Equine Festival of Apple Valley	1700	800
Community Clean-Up Day	500	600
Happy Trails Chili Cook Off	3000	2,200
Holiday Craft Fair	1400	1,600
Most Talented Kid	136	200
Totals	27,152	32,563





(Left) Teen Zone volunteers work The Art Festival.

	# of Volunteers		# of Volunteers		# of Hours	
	Monthly		Year-to-Date		Year-to-Date	
	2012-2013	2013-2014	2012-2013	2013-2014	2012-2013	2013-2014
Volunteers/Volunteers	25	21	144	132	1268	1178
Coaches	8	72	44	120	212	376
TOTAL	33	93	188	252	1480	1554

TOWN OF
APPLE VALLEY

VISION 2020
STRATEGIC PLAN

MAY 2009

In April 2012, the Town Council and staff participated in a workshop with Flint Strategies to review our progress on Vision 2020 and revisit the goals of the document in light of the current economic climate. The Town Council approved the revisions to Vision 2020 on September 25, 2012.

Below are the revisions to Goal #5 Ample Parkland and Diverse Recreational Opportunities. Changes were made to section 5.1 to signify that the goal is to "maintain" current facilities and programs instead of the previous goal of expanding. Section 5.5 was removed because of the Master Plan Update.

GOAL #5	AMPLE PARKLAND AND DIVERSE RECREATIONAL OPPORTUNITIES⁹
<i>Objectives: Maintain the Town's network of parkland and recreational opportunities.</i>	
5.1	Maintain youth, senior and equestrian recreation programs. ⁹
5.2	Identify and secure funding sources for parks and recreation facilities and programs.
5.3	Partner with other public and private organizations to provide park and recreation facilities and programs.
5.4	Develop Apple Valley County Club as a self-sustaining facility.




Upcoming Events

March 7 -9

5th Annual Boy's Basketball Tournament

When: March 8-10
Where: Verizon Apple Valley Community Center
Divisions: 3 - 4th grade
 5 - 6th grade
 7 - 8th grade
Proof of age and school ID is required from each participant.
Cost: > Adults
Registration Deadline is February 18, 2013.



Games start April 1

YOUTH CO-ED VOLLEYBALL

Perfect for both first time and experienced players!

Divisions: 6th & 7th grade
8th & 9th grade

When: Games will begin the week of April 1

Where: James Woody Community Center Gym

Cost: \$55 per participant

Deadline to register is March 7.

Volunteer officials and coaches needed!

Find more information on our website! www.5thannual.org

Town of Apple Valley Park & Recreation Department
14855 Lake Drive Parkway, Apple Valley, CA 92308
(951) 940-7000

this issue

- Park and Facility Maintenance **P.1**
- Park and Facility Usage **P.2**
- Sports **P.4**
- Classes and Programs **P.5**
- Healthy Apple Valley **P.6**
- Aquatics **P.7**
- Special Events **P.8**
- Volunteers **P.9**
- Vision 2020 **P.9**

Park and Facility Maintenance

Total park acreage maintained: 196 acres • Total facility square footage maintained: 153,267 sq ft

	Monthly		Year-to-Date	
	2012-2013	2013-2014	2012-2013	2013-2014
# of trees PLANTED	0	0	0	13
# of trees REMOVED	0	0	0	3
# of trees TRIMMED	0	15	82	61
Service requests completed	18	2	58	129
Vandalism incidents repaired	0	0	5	6
Graffiti incidents repaired	0	0	5	0

Non Paid Labor Sources	Monthly		Year-to-Date	
	2012-2013	2013-2014	2012-2013	2013-2014
Weekend Workers	248	248	1664	1560
Weekday Workers	928	776	7648	6424
Volunteer Workers	0	0	64	58
Other	0	0	240	0
TOTAL non paid labor hours	1176	1024	9616	8042

Park & Facility Projects Completed

- Prepped Civic Center Park for Winter Wonderland & Tree Lighting on 12/17

Park and Facility Usage

2

December 2013




Corwin Park



James Woody Park



Horsemen's Center



Civic Center Park



Picnic Area Usage (scheduled)	# of uses	Monthly		Year-to-Date	
		2012-2013	2013-2014	2012-2013	2013-2014
Corwin Park		0	2	20	17
James Woody Park		2	2	4	4
Mendel Park		0	6	1	10
Sycamore Rocks Park		0	2	0	2
Thunderbird Park		0	0	8	1
Virginia Park		0	0	2	0
TOTAL		2	12	35	34

Park/Field Usage (Typical use = 1 hour)	# of uses	Monthly		Year-to-Date	
		2012-2013	2013-2014	2012-2013	2013-2014
Lenny Brewster Sports Center		44	92	1036	1091
Corwin Park		0	4	158	159
James Woody Park		64	50	1008	1057
Lions Park		8	1	143	86
Mendel Park		8	6	111	74
Norm Schmidt Park		0	0	81	71
Sycamore Rocks Park		3	2	1132	159
Thunderbird Park		6	1	100	159
Virginia Park		6	12	99	116
Yucca Loma Park		0	0	60	69
TOTAL		139	168	2928	3041

Horsemen's Center Usage	# of uses	Monthly		Year-to-Date	
		2012-2013	2013-2014	2012-2013	2013-2014
BMX		4	7	47	51
Horseshows		4	0	4	6
Picnics/Camping/Day use		1	0	54	23
TOTAL		6	7	107	80

Civic Center Park Usage	# of uses	Monthly		Year-to-Date	
		2012-2013	2013-2014	2012-2013	2013-2014
Aquatic Center		82	94	830	699
Amphitheatre		2	0	10	11
TOTAL		84	94	840	710



Park and Facility Usage

Highlights

3

December 2013

Apple Valley Golf Course	Monthly		Year-to-Date	
	2012-2013	2013-2014	2012-2013	2013-2014
Total Golf Rounds Played	1565	1869	12,476	13,986

Town Hall	# of uses	Monthly		Year-to-Date	
		2012-2013	2013-2014	2012-2013	2013-2014
Recreation Center - Room 1		9	9	60	137
Recreation Center - Room 2		7	3	68	140
Recreation Center - Room 3		23	23	143	157
Recreation Center - Room 4		23	23	143	157
Recreation Center - Room 5		20	12	163	121
Full Conference Center		5	0	22	12
Conference Center - North Room		3	0	37	58
Conference Center - South Room		5	3	52	54
Development Services Conf Room 1		9	9	86	94
TOTAL		104	82	774	930

James A. Woody Community Center	# of uses	Monthly		Year-to-Date	
		2012-2013	2013-2014	2012-2013	2013-2014
Auditorium		42	49	293	276
Arts and Crafts Room		31	23	195	175
Kitchen		2	5	44	23
Mini-Gym		12	7	117	103
Gymnasium		40	32	284	253
TOTAL		127	116	933	830



Sports Participation

4

December 2013



Pee Wee Sports	# of Participants		# of Teams	
	Monthly		Year-to-Date	
	2012-2013	2013-2014	2012-2013	2013-2014
Pee Wee Basketball - Summer/Winter	NO*	NO*	NO*	NO*
Adventures in Pee Wee Sports	49	44	nap	nap
Pee Wee Soccer	60	83	8	10
Pee Wee T-Ball	NO	NO	NO	NO
TOTAL	109	127	8	10

Youth Sports	# of Participants		# of Teams	
	Monthly		Year-to-Date	
	2012-2013	2013-2014	2012-2013	2013-2014
Youth Basketball - Summer/Winter	NO*	NO*	NO*	NO*
Hot Shots Basketball	NO*	NO*	NO*	NO*
Youth 3-on-3 Soccer Tournament	110	NO	23	min
TOTAL	110	0	23	0

Adult Sports	# of Participants		# of Teams	
	Monthly		Year-to-Date	
	2012-2013	2013-2014	2012-2013	2013-2014
Adult Softball	125	134	10	10
Adult Basketball	58*	58*	6*	6*
TOTAL	183	192	16	16

*Program/League started in the month of June and continued to be offered through July. Attendance figures were included in the June report.

nap - Figures not applicable min - Minimum participation not met NO - Not offered

Classes and Programs Participation

5

December 2013



Highlights

A holiday party was held on 12/14 to recognize and thank the Rec Leaders, Teen Zone and Volunteers for all the hard work they do.

Classes/Programs	# of uses	Monthly		Year-to-Date	
		2012-2013	2013-2014	2012-2013	2013-2014
Adult Programs/Classes		68	53	642	654
Youth Programs/Classes		119	103	963	718
Day Camp		11	10	262	257
Open Gym		206	319	2044	2456
Therapeutic Recreation		NO	12	71	76
Active Adults		0	10	16	58
TOTAL		404	507	3998	4219




After School Activities Program (Offered during AAE & AVUSD school year. Based on weekly enrollment)	Monthly		Year-to-Date	
	2012-2013	2013-2014	2012-2013	2013-2014
AAE - Corwin Campus	93	78	645	474
AAE - Thunderbird Campus	48	37	272	226
Rio Vista Elementary School	96	118	666	779
Sitting Bull Academy (K-4)	61	64	406	338
Sitting Bull Academy (5-8)	51	52	323	327
Vanguard Preparatory	104	102	648	684
TOTAL	453	451	2960	2828



nap - Figures not applicable min - Minimum participation not met NO - Not offered

BE ACTIVE



Healthy Apple Valley

6

December 2013


The Town of Apple Valley has a Healthy Apple Valley Coalition consisting of representatives from public and private entities and businesses as well as residents within the community. This coalition supports the Healthy Apple Valley mission of improving the health and well-being of our residents through the promotion of healthy eating, education, cooking programs and physical activity.

EAT SMART



Healthy Apple Valley # Participants	Monthly		Year-to-Date	
	2012-2013	2013-2014	2012-2013	2013-2014
Healthy Living Workshops (HEAL)	NO	NO	21	NO
Kids Cooking Classes	NO	NO	12	7
Family Nights	NO	NO	32	NO
Special Events	NO	NO	NO	21
Walking Club	NO	NO	NO	NO
Cycling Events	NO	NO	NO	21
TOTAL	0	0	65	49

LIVE BETTER



FIRST 5 SAN BERNARDINO	Monthly		Year-to-Date	
	2012-2013	2013-2014	2012-2013	2013-2014
VANtastic Fun	NO	min	10	58
My First Sports Program	NO	NO	NO	15
Mommy & Me	NO	1	NO	9
Having a Ball	NO	NO	NO	18
TOTAL	0	1	10	100

nap - Figures not applicable min - Minimum participation not met NO - Not offered

Aquatics Participation

7

December 2013



Open Recreation Swim

Aquatics	# of uses	Monthly		Year-to-Date	
		2012-2013	2013-2014	2012-2013	2013-2014
Open Recreation Swim		NO	NO	6411	5967
Morning Lap Swim		187	124	2886	2278
Lunchtime Lap Swim		46	52	244	213
Evening Lap Swim		NO	NO	285	355
Swim Lessons		NO	NO	871	7320
Water Aerobics		30	103	560	3715
Open Water Diver Course		NO	NO	3	NO
Advanced Stroke Development		27	172	168	2484
Special Events		NO	NO	406	535
Adult Water Polo		6	NO	29	NO
Private Swim Lessons		NO	NO	NO	720
Semi-Private Swim Lessons		NO	NO	NO	480
Desert Aquatics Swim Team		nav	740	NO	5120
AVUSD Swim Tournaments		NO	310	NO	770
AVUSD Practice		NO	NO	NO	1200
Private Pool Parties		NO	NO	NO	50
TOTAL		296	1501*	11,863	31,207*



Junior Lifeguard



Swim Lessons



*2013-2014 figures reflect actual daily "through the door" participation instead of monthly registration figures.

nav - Figures not available min - Minimum participation not met NO - Not offered

Highlights

Although the Winter Wonderland was cancelled due to inclement weather, the Tree Lighting Ceremony was held at Civic Center Park on December 7th before a crowd of 800 people including the Town Council pictured below .

Events Participation

8

December 2013



Special Events	Year-to-Date		
	# Participants	2012-2013	2013-2014
Firecracker Run		215	198
Freedom Festival		11,000	14,000
Movie Night in the Park		280	320
Mud Fest		187	256
Concerts in the Park		6,000	10,000
Concerts in the Courtyard		750	750
Rockin' Flea Market		800	800
Reverse Triathlon		450	306
Kiddie Carnival		450	300
Haunted House		284	233
Equine Festival of Apple Valley		1700	800
Community Clean-Up Day		500	600
Happy Trails Chili Cook Off		3000	2,200
Holiday Craft		1400	1,600
Turkey Run		125	122
Apple Valley Most Talented Kid		136	150
Cocoa & Carols with Santa		min	13
Winter Wonderland		1500	800
Santa in the Park		425	300
Rent a Santa		15	12
Pictures with Santa		5	NO
Totals		29,222	33,760



Cocoa & Carols with Santa



nap - Figures not applicable min - Minimum participation not met NO - Not offered



	# of Volunteers		# of Volunteers		# of Hours	
	Monthly		Year-to-Date		Year-to-Date	
	2012-2013	2013-2014	2012-2013	2013-2014	2012-2013	2013-2014
Volunteers/Volunteers	27	23	171	155	1418	1286
Coaches	34	74	78	194	246	450
TOTAL	61	97	249	349	1664	1736

TOWN OF APPLE VALLEY

In April 2012, the Town Council and staff participated in a workshop with Flint Strategies to review our progress on Vision 2020 and revisit the goals of the document in light of the current economic climate. The Town Council approved the revisions to Vision 2020 on September 25, 2012.

Below are the revisions to Goal #5 Ample Parkland and Diverse Recreational Opportunities. Changes were made to section 5.1 to signify that the goal is to "maintain" current facilities and programs instead of the previous goal of expanding. Section 5.5 was removed because of the Master Plan Update.

GOAL #5	AMPLE PARKLAND AND DIVERSE RECREATIONAL OPPORTUNITIES⁸
<i>Objectives: Maintain the Town's network of parkland and recreational opportunities.</i>	
5.1	Maintain youth, senior and equestrian recreation programs. ⁹
5.2	Identify and secure funding sources for parks and recreation facilities and programs.
5.3	Partner with other public and private organizations to provide park and recreation facilities and programs.
5.4	Develop Apple Valley County Club as a self-sustaining facility.



VISION 2020 STRATEGIC PLAN

MAY 2009

Park & Rec Stats

January 2014



this issue

- Park and Facility Maintenance **P.1**
- Park and Facility Usage **P.2**
- Sports **P.4**
- Classes and Programs **P.5**
- Healthy Apple Valley **P.6**
- Aquatics **P.7**
- Special Events **P.8**
- Volunteers **P.9**
- Vision 2020 **P.9**

Upcoming Events

- February 1
- March 24-28
- June 9-13

VANtastic!
The Town of Apple Valley Mobile Recreation Van is celebrating National Heart Month!

Free Event!

Do something good for yourself!

February 15
Civic Center Park 9 - 10 am
14999 Bush Evans Parkway

March 24, 25, 26, 27, 28
Blanch Park 9 - 10 am
31008 Truett Street SW
Lynch Park 11 am - 12 pm
21851 Vista Lane SW

June 9, 10, 11, 12, 13
Thousand Park 9 - 10 am
30700 Middle Rd

Bring the entire family out to the park for a day of fun with Apple Valley Recreation!

Activities available for all ages! No registration required!

Find more information online today!
www.applevalley.org

Park and Facility Maintenance

Total park acreage maintained: 196 acres • Total facility square footage maintained: 153,267 sq ft

	Monthly		Year-to-Date	
	2012-2013	2013-2014	2012-2013	2013-2014
# of trees PLANTED	0	0	0	13
# of trees REMOVED	0	0	0	3
# of trees TRIMMED	15	40	97	101
Service requests completed	31	0	89	129
Vandalism incidents repaired	0	0	5	6
Graffiti incidents repaired	0	0	5	0

April 5

Apple Valley Community Clean Up Day
Sat., April 5 8:30 a.m. to noon

Families • Clubs • Churches • Businesses • Individuals

Help Tame the Trash Tornado!

FREE lunch, t-shirt & supplies provided while they last. Sign up in advance to help make a difference!

See instructions attached along with copies of Schedule & Permit 2 a.m. to 5 p.m.

(760) 246-7000 • 7091
www.AppleValleyRec.com

Non Paid Labor Sources	Monthly		Year-to-Date	
	2012-2013	2013-2014	2012-2013	2013-2014
Weekend Workers	192	432	1856	1992
Weekday Workers	1808	1184	9456	7608
Volunteer Workers	0	0	64	58
Other	0	0	240	0
TOTAL non paid labor hours	2000	1616	11,616	9658

Park & Facility Projects Completed

- The gazebo was relocated to Civic Center Park. It was placed by the playground so that parents could relax while they watch their children play.

Park and Facility Usage

2

January 2014



Corwin Park



James Woody Park



Horsemen's Center



Civic Center Park



Picnic Area Usage (scheduled)	# of uses	Monthly		Year-to-Date	
		2012-2013	2013-2014	2012-2013	2013-2014
Corwin Park		0	1	20	18
James Woody Park		0	0	4	4
Mendel Park		0	0	1	10
Sycamore Rocks Park		0	0	0	2
Thunderbird Park		0	0	8	1
Virginia Park		0	0	2	0
TOTAL		0	1	35	35

Park/Field Usage (Typical use = 1 hour)	# of uses	Monthly		Year-to-Date	
		2012-2013	2013-2014	2012-2013	2013-2014
Lenny Brewster Sports Center		62	149	1098	1240
Corwin Park		3	0	161	159
James Woody Park		56	36	1064	1093
Lions Park		0	1	143	87
Mendel Park		0	0	111	74
Norm Schmidt Park		0	0	81	71
Sycamore Rocks Park		3	3	135	162
Thunderbird Park		3	1	103	160
Virginia Park		6	6	105	122
Yucca Loma Park		0	0	60	69
TOTAL		133	196	3061	3237

Horsemen's Center Usage	# of uses	Monthly		Year-to-Date	
		2012-2013	2013-2014	2012-2013	2013-2014
BMX		8	12	55	63
Horseshows		1	1	7	7
Picnics/Camping/Day use		0	0	54	23
TOTAL		9	13	116	93

Civic Center Park Usage	# of uses	Monthly		Year-to-Date	
		2012-2013	2013-2014	2012-2013	2013-2014
Aquatic Center		101	117	931	816
Amphitheatre		0	0	10	11
TOTAL		101	117	941	827



Park and Facility Usage

3

January 2014

Highlights

At the Council Meeting in January, the Council adopted a resolution celebrating February as National Heart Month. The Healthy Apple Valley program has worked up a fun month for the community.

Feb. 1- 60 Minutes to Health, walk, run or skate to a healthier you!


Feb. 8 – Healthy Heart Seminar

Feb. 15 – VANtastic! Come play in the park with the mobile rec van— see flyer on front page

Apple Valley Golf Course	Monthly		Year-to-Date	
	2012-2013	2013-2014	2012-2013	2013-2014
Total Golf Rounds Played	1682	2157	14,158	16,143

Town Hall	# of uses	Monthly		Year-to-Date	
		2012-2013	2013-2014	2012-2013	2013-2014
Recreation Center - Room 1		6	22	66	159
Recreation Center - Room 2		11	19	79	159
Recreation Center - Room 3		35	41	178	198
Recreation Center - Room 4		35	41	178	198
Recreation Center - Room 5		33	18	196	139
Full Conference Center		1	2	23	14
Conference Center - North Room		10	2	47	60
Conference Center - South Room		6	3	58	57
Development Services Conf Room 1		12	15	98	109
TOTAL		149	163	923	1093


James A. Woody Community Center	# of uses	Monthly		Year-to-Date	
		2012-2013	2013-2014	2012-2013	2013-2014
Auditorium		53	52	346	328
Arts and Crafts Room		36	35	231	210
Kitchen		1	2	45	25
Mini-Gym		24	24	141	127
Gymnasium		49	32	333	285
TOTAL		163	145	1096	975



Sports Participation

4

January 2014



Pee Wee Sports	# of Participants		# of Teams	
	Monthly		Year-to-Date	
	2012-2013	2013-2014	2012-2013	2013-2014
Pee Wee Basketball - Summer/Winter	NO	12	4	12
Adventures in Pee Wee Sports	49	9**	Nap	Nap
Pee Wee Soccer	60	NO	8	10
Pee Wee T-Ball	NO	13*	NO	NO
TOTAL	109	34	12	22

Youth Sports	# of Participants		# of Teams	
	Monthly		Year-to-Date	
	2012-2013	2013-2014	2012-2013	2013-2014
Youth Basketball - Summer/Winter	330	338	37	38
Hot Shots Basketball	50	5	6	5
Youth 3-on-3 Soccer Tournament	110	NO	23	NO
TOTAL	490	343	66	43

Adult Sports	# of Participants		# of Teams	
	Monthly		Year-to-Date	
	2012-2013	2013-2014	2012-2013	2013-2014
Adult Softball	125	134	10	10
Adult Basketball	58*	58	6	6
TOTAL	183	192	16	16

*Program/League starts in the month of March and continued to be offered through April.

**Program starts in April and continues to be offered through May.

nap - Figures not applicable


min - Minimum participation not met

NO - Not offered

Classes and Programs Participation

5

January 2014




Classes/Programs	# of uses	Monthly		Year-to-Date	
		2012-2013	2013-2014	2012-2013	2013-2014
Adult Programs/Classes		95	94	737	748
Youth Programs/Classes		129	132	1092	850
Day Camp		23	NO	285	257
Open Gym		172	148	2216	2604
Therapeutic Recreation		7	NO	78	76
Active Adults		7	5	23	63
TOTAL		433	379	4431	4598



After School Activities Program (Offered during AAE & AVUSD school year. Based on weekly enrollment)	Monthly		Year-to-Date	
	2012-2013	2013-2014	2012-2013	2013-2014
AAE - Corwin Campus	102	80	747	554
AAE - Thunderbird Campus	46	39	318	265
Rio Vista Elementary School	126	148	792	927
Sitting Bull Academy (K-4)	87	62	493	400
Sitting Bull Academy (5-8)	81	59	404	386
Vanguard Preparatory	141	133	789	817
TOTAL	583	521	3543	3349



BE ACTIVE



EAT SMART



LIVE BETTER



Healthy Apple Valley

6

January 2014

The Town of Apple Valley has a Healthy Apple Valley Coalition consisting of representatives from public and private entities and businesses as well as residents within the community. This coalition supports the Healthy Apple Valley mission of improving the health and well-being of our residents through the promotion of healthy eating, education, cooking programs and physical activity.

Healthy Apple Valley	Monthly		Year-to-Date	
	2012-2013	2013-2014	2012-2013	2013-2014
Healthy Living Workshops (HEAL)	NO	NO	21	NO
Kids Cooking Classes	NO	NO	12	NO
Family Nights	NO	NO	32	NO
Special Events (Hearts Games)	NO	NO	NO	NO
Walking Club	NO	NO	NO	NO
Cycling Events	NO	NO	NO	NO
VANtastic Fun Kaiser	NO	NO	NO	NO
TOTAL	0	0	65	NO



FIRST 5 SAN BERNARDINO	Monthly		Year-to-Date	
	2012-2013	2013-2014	2012-2013	2013-2014
VANtastic Fun	10	0	10	58
My First Sports Program	NO	NO	NO	15
Mommy & Me	NO	NO	NO	9
Having a Ball	NO	NO	NO	18
TOTAL	10	0	10	100

nap - Figures not applicable min - Minimum participation not met NO - Not offered

Aquatics Participation



7

January 2014



Open Recreation Swim

Aquatics	# of uses	Monthly		Year-to-Date	
		2012-2013	2013-2014	2012-2013	2013-2014
Open Recreation Swim		NO	NO	6411	5967
Morning Lap Swim		289	231	3175	2509
Lunchtime Lap Swim		77	101	321	314
Evening Lap Swim		NO	NO	285	355
Swim Lessons		NO	NO	871	7320
Water Aerobics		34	211	594	3926
Open Water Diver Course		NO	NO	3	NO
Advanced Stroke Development		26	132	194	2616
Special Events		NO	NO	406	535
Adult Water Polo		NO	NO	29	NO
Private Swim Lessons		NO	NO	NO	720
Semi-Private Swim Lessons		NO	NO	NO	480
Desert Aquatics Swim Team		NO	820	NO	5940
AVUSD Swim Tournaments		NO	2200	NO	2970
AVUSD Practice		NO	1020	NO	2220
Private Pool Parties		NO	NO	NO	50
TOTAL		426	4715	12,289	35922




Junior Lifeguard



Swim Lessons

*2013-2014 figures reflect actual daily "through the door" participation instead of monthly registration figures.



Special Events Participation

Special Events	Year-to-Date	
	# Participants	
	2012-2013	2013-2014
Firecracker Run	215	198
Freedom Festival	11,000	14,000
Movie Night in the Park	280	320
Mud Fest	187	256
Concerts in the Park	6,000	10,000
Concerts in the Courtyard	750	750
Rockin' Flea Market	800	800
Reverse Triathlon	450	276
Kiddie Carnival	450	300
Haunted House	284	233
Equine Festival of Apple Valley	1700	800
Community Clean-Up Day	500	600
Happy Trails Chili Cook Off	3000	2,200
Holiday Craft Fair	1400	1,600
Turkey Run	125	122
Apple Valley Most Talented Kid	136	150
Cocoa & Carols with Santa	min	13
Winter Wonderland	1500	800
Santa in the Park	425	300
Rent a Santa	15	12
Pictures with Santa	5	NO
Totals	29,222	33,730



Most Talented Kids participants.



(Left) Teen Zone volunteers work the face painting booth at the Kiddie Carnival.


	# of Volunteers		# of Volunteers		# of Hours	
	Monthly		Year-to-Date		Year-to-Date	
	2012-2013	2013-2014	2012-2013	2013-2014	2012-2013	2013-2014
Volunteers/Volunteers	19	12	190	167	1534	1362
Coaches	47	373	125	567	619	823
TOTAL	66	385	315	734	2153	2185

TOWN OF APPLE VALLEY


In April 2012, the Town Council and staff participated in a workshop with Flint Strategies to review our progress on Vision 2020 and revisit the goals of the document in light of the current economic climate. The Town Council approved the revisions to Vision 2020 on September 25, 2012.

Below are the revisions to Goal #5 Ample Parkland and Diverse Recreational Opportunities. Changes were made to section 5.1 to signify that the goal is to "maintain" current facilities and programs instead of the previous goal of expanding. Section 5.5 was removed because of the Master Plan Update.

GOAL #5	AMPLE PARKLAND AND DIVERSE RECREATIONAL OPPORTUNITIES⁹
<i>Objectives: Maintain the Town's network of parkland and recreational opportunities.</i>	
5.1	Maintain youth, senior and equestrian recreation programs. ⁹
5.2	Identify and secure funding sources for parks and recreation facilities and programs.
5.3	Partner with other public and private organizations to provide park and recreation facilities and programs.
5.4	Develop Apple Valley County Club as a self-sustaining facility.



VISION 2020 STRATEGIC PLAN



TOWN OF APPLE VALLEY PARKS AND RECREATION COMMISSION STAFF REPORT

To: Parks and Recreation Commission **Date:** April 3, 2014
From: Ralph Wright
Parks and Recreation Manager **Item No:** 4
Subject: RECREATION PROGRAMMING UPDATE
T.M. Approval: _____ **Budgeted Item:** Yes No N/A

RECOMMENDED ACTION:

Receive and File

SUMMARY:


Staff will present a PowerPoint presentation highlighting some of our recently completed and upcoming program areas.

BACKGROUND:

N/A

FISCAL IMPACT:

N/A



TOWN OF APPLE VALLEY PARKS AND RECREATION COMMISSION STAFF REPORT

To: Parks and Recreation Commission **Date:** April 3, 2014
From: Ralph Wright
Parks and Recreation Manager **Item No:** 5
Subject: PARKS PROJECT UPDATE
T.M. Approval: _____ **Budgeted Item:** Yes No N/A

RECOMMENDED ACTION:

Discussion item only.

SUMMARY:

Staff will present a quick update on the recent and upcoming park projects.

BACKGROUND:

N/A

FISCAL IMPACT:

N/A