



TOWN OF APPLE VALLEY PARKS AND RECREATION COMMISSION STAFF REPORT

To: Parks and Recreation Commission **Date:** October 2, 2014
From: Ralph Wright
Parks and Recreation Manager **Item No:** 2
Subject: APPROVAL OF PARKS AND RECREATION DEPARTMENT
MONTHLY REPORT

T.M. Approval: _____ **Budgeted Item:** Yes No N/A

RECOMMENDED ACTION:

- 1) Discuss Format changes
- 2) Approve the new format of the monthly reports for July and August 2014.

SUMMARY:

After discussions with the Parks and Recreation Commission at the August 7, 2014 meeting, Staff has made adjustments to the monthly report format to include a through the door number in addition to individual participation numbers. Attached are the Monthly Reports for the Parks and Recreation Department highlighting service levels for the months of July and August 2014. Staff is still in the process of compiling some of the information and the complete reports will return to the next Commission meeting for approval.

BACKGROUND:

N/A

FISCAL IMPACT:

N/A

Park & Rec Stats

JULY 2014

Upcoming Events

SEPTEMBER 27



**SATURDAY
09.27.2014**

**APPLE VALLEY
REVERSE
TRIATHLON**

5K

**FEATURING
5K RUN
12 MILE RIDE
150 YARD SWIM**

CIVIC CENTER PARK
14899 DALE EVANS DRIVE, APPLE VALLEY, CA 95307

**MORE INFO-REGISTRATION-VOLUNTEER
WWW.AVREVTRI.COM**

October 31



**Kiddie
Carnival**

Friday, October 31
4 - 8 pm
Ages 12 & Under

Lanes Woody Community Center
Auditorium
13467 Nevada Rd, Apple Valley

- Carnival Games
- Cake Walk
- Pumpkin Decorating
- Face Painting
- Trunk or Treat
- Photo
- Music and more!

Tickets: 25 each, games and activities cost 25¢ tickets.
All in honor of and with unlimited games \$10.
Provides pick up/drop off from Hall.
Donor tickets available from
10/1 - 10/23 only.

Interested in sponsoring a game booth?
Please call (760) 240-2600 ext. 7021 for more information.



this issue

- Park and Facility Maintenance **P.1**
- Park and Facility Usage **P.2**
- Sports **P.4**
- Classes and Programs **P.5**
- Healthy Apple Valley **P.6**
- Aquatics **P.7**
- Special Events **P.8**
- Volunteers **P.9**
- Vision 2020 **P.9**

Park and Facility Maintenance

Total park acreage maintained: 196 acres • Total facility square footage maintained: 153,267 sq ft

	Monthly		Year-to-Date	
	2013-2014	2014-2015	2013-2014	2014-2015
# of trees PLANTED	12	0	12	0
# of trees REMOVED	0	0	0	0
# of trees TRIMMED	0	7	0	7
Service requests completed	26	1	26	1
Vandalism incidents repaired	1	0	1	0
Graffiti incidents repaired	0	0	0	0

Non Paid Labor Sources	Monthly		Year-to-Date	
	2013-2014	2014-2015	2013-2014	2014-2015
Weekend Workers	216	207	216	207
Weekday Workers	672	279	672	279
Volunteer Workers	0	0	0	0
Other	0	0	0	0
TOTAL non paid labor hours	888	486	888	486

Park & Facility Projects Completed

- Prepped the Lenny Brewster Sports Center for Freedom Festival.

Park and Facility Usage

2

JULY 2014




Corwin Park



James Woody Park



Horsemen's Center



Civic Center Park



Picnic Area Usage (scheduled)	# of uses	Monthly		Year-to-Date	
		2013-2014	2014-2015	2013-2014	2014-2015
Corwin Park		3	4	3	4
James Woody Park		0	0	0	0
Mendel Park		2	2	2	2
Sycamore Rocks Park		0	0	0	0
Thunderbird Park		0	1	0	1
Virginia Park		0	0	0	0
TOTAL		5	7	5	7

Park/Field Usage	# of uses	Monthly		Year-to-Date	
		2013-2014	2014-2015	2013-2014	2014-2015
Lenny Brewster Sports Center		102	117	102	117
Corwin Park		10	0	10	0
James Woody Park		61	32	61	32
Lions Park		7	2	7	2
Mendel Park		8	12	8	12
Norm Schmidt Park		3	0	3	0
Sycamore Rocks Park		9	4	9	4
Thunderbird Park		10	4	10	4
Virginia Park		6	4	6	4
Yucca Loma Park		3	0	3	0
TOTAL		219	175	219	175

Horsemen's Center Usage	# of uses	Monthly		Year-to-Date	
		2013-2014	2014-2015	2013-2014	2014-2015
BMX		9	13	9	13
Horseshows		0	0	0	0
Picnics/Camping/Day use		2	6	2	6
TOTAL		11	19	11	19

Civic Center Park Usage	# of uses	Monthly		Year-to-Date	
		2013-2014	2014-2015	2013-2014	2014-2015
Aquatic Center		111	119	111	119
Amphitheatre		2	7	2	7
TOTAL		113	126	113	126



Park and Facility Usage

3

JULY 2014

Highlights



Movies in the Park
at Civic Center Park

Movies in the Park
at beautiful Civic Center Park
14999 Dale Evans Parkway
July 18, 2014
FREE!
Movie starts at approximately 8 pm

Apple Valley Golf Course	Monthly		Year-to-Date	
	2013-2014	2014-2015	2013-2014	2014-2015
Total Golf Rounds Played	2872	2507	2872	2507

Town Hall	# of uses	Monthly		Year-to-Date	
		2013-2014	2014-2015	2013-2014	2014-2015
Recreation Center - Room 1		22	24	22	24
Recreation Center - Room 2		22	24	22	24
Recreation Center - Room 3		13	10	13	10
Recreation Center - Room 4		13	10	13	10
Recreation Center - Room 5		12	10	12	10
Full Conference Center		1	4	1	4
Conference Center - North Room		36	15	36	15
Conference Center - South Room		12	12	12	12
Development Services Conf Room 1		22	18	22	18
TOTAL		153	127	153	127



James A. Woody Community Center	# of uses	Monthly		Year-to-Date	
		2013-2014	2014-2015	2013-2014	2014-2015
Auditorium		26	28	26	28
Arts and Crafts Room		33	33	33	33
Kitchen		5	4	5	4
Mini-Gym		20	26	20	26
Gymnasium		50	35	50	35
TOTAL		134	126	134	126



Sports Participation

4

JULY 2014



Pee Wee Sports	# of Participants	# of Participants	# of Teams	Facility Visits
	Monthly	Year to Date	Year-to-Date	Year To Date
	2014-2015	2014-2015	2014-2015	2014-2015
Pee Wee Basketball - Summer/Winter	35	35	4	70
Adventures in Pee Wee Sports	21	21	0	84
Pee Wee Soccer	0	0	0	0
Pee Wee T-Ball	0	0	0	0
TOTAL	56	56	4	154

Youth Sports	# of Participants	# of Participants	# of Teams	Facility Visits
	Monthly	Year to Date	Year-to-Date	Year To Date
	2014-2015	2014-2015	2014-2015	2014-2015
Youth Basketball - Summer/Winter	198	198	20	1584
Hot Shots Basketball	33	33	4	99
TOTAL	231	231	24	1683

Adult Sports	# of Participants	# of Participants	# of Teams	Facility Visits
	Monthly	Year to Date	Year-to-Date	Year To Date
	2014-2015	2014-2015	2014-2015	2014-2015
Adult Softball	65	65	9	260
Adult Basketball	115	115	8	460
TOTAL	180	180	17	720

User Group Usage	Reserved Uses	Reserved Uses
	Monthly	Year To Date
	2014-2015	2014-2015
Youth Baseball	27	27
Youth Football	29	29
Youth Soccer	35	35
TOTAL	91	91



Adventures in Pee Wee Sports ~ Taking a little break and enjoying their snack.



Classes and Programs Participation

5

JULY 2014



Classes/Programs	# of Participants	# of Participants	Facility Visits
	Monthly	Year to Date	Year To Date
	2014-2015	2014-2015	2014-2015
Adult Programs/Classes	94	94	490
Youth Programs/Classes	111	111	679
Day Camp	134	134	2680
Open Gym	433	433	433
Therapeutic Recreation	8	8	8
Active Adults	1	1	1
TOTAL	781	781	4291



Day Camp Kids enjoying fun activities and playground at Civic Center Park.


Facility Visits Year To Date	# of Participants	# of Participants	Facility Visits
	Monthly	Year to Date	Year To Date
	2014-2015	2014-2015	2014-2015
AAE - Corwin Campus	0	0	0
AAE - Thunderbird Campus	0	0	0
Desert Knolls Elementary School	0	0	0
Rio Vista Elementary School	0	0	0
Sitting Bull Academy (K-4)	0	0	0
Sitting Bull Academy (5-8)	0	0	0
Vanguard Preparatory	0	0	0
TOTAL	0	0	0



*AAE starts school August 5, 2014. AVUSD starts August 6, 2014.

nap - Figures not applicable min - Minimum participation not met NO - Not offered


BE ACTIVE



EAT SMART



LIVE BETTER



Healthy Apple Valley

6

JULY 2014

The Town of Apple Valley has a Healthy Apple Valley Coalition consisting of representatives from public and private entities and businesses as well as residents within the community. This coalition supports the Healthy Apple Valley mission of improving the health and well-being of our residents through the promotion of healthy eating, education, cooking programs and physical activity.



	# of Participants	# of Participants	Facility Visits
	Monthly 2014-2015	Year-to-Date 2014-2015	Year to Date Year-to-Date 2014-2015
Fist 5 Programs			
Bun in the Oven Yoga	0	0	0
Tummy Time	0	0	0
My First Sports Class	0	0	0
Having A Ball	0	0	0
Vantastic	0	0	0
Mom & Me Fun Time	0	0	0
Healthy Apple Valley			
Cooking for Kids	0	0	0
Family Fun Night	0	0	0
Sunset Cycling	18	18	18
Heart Screening	0	0	0
VANTastic	156	156	156
Special Events			
The Heart Games	0	0	0
Giving the Gift of Site (Signed in)	0	0	0
60 Minutes to Heart Health	0	0	0
Healthy Heart Seminar	0	0	0
Dance Off Diabetes	0	0	0
Kaiser			
Vantastic (KAISER)- Yucca Loma	183	183	183



Rec Leaders setting up in Adelanto at the Community Resource Fair.

Aquatics Participation

7

JULY 2014



Open Recreation Swim

Aquatics	Monthly Registered 2014-2015	Year to Date Registered 2014-2015	Year to Date Facility Visits 2014-2015
Open Recreation Swim	4421	4421	4421
Evening Rec Swim	1041	1041	1041
Morning Lap Swim	513	513	513
Evening Lap Swim	109	109	109
Swim Lessons	675	675	5731
Water Aerobics	94	94	705
Advanced Stroke Development	34	34	328
Special Events	155	155	155
Private Swim Lessons	35	35	350
Semi-Private Swim Lessons	61	61	610
Pool Rentals	50	50	1000
Water Polo	22	22	440
TOTAL	7210	7210	15403



Junior Lifeguard



Swim Lessons

*2014-2015 figures reflect actual daily "through the door" participation instead of monthly registration figures.


nap - Figures not applicable min - Minimum participation not met NO - Not offered

Program Highlights

The 17th Annual 4th of July Freedom Festival was held at the Lenny Brewster Sports Center this month. A total of 14,000 people were in attendance and enjoyed live music, food, beer garden, bounce houses, water spectacular, games, shopping and of course a fantastic fireworks show.



276 runners and walkers participated in the Firecracker Run on July 4th. The 5K/10K run was the kick off to the 17th Annual Freedom Festival. The top three finishers in each age category received a medal.



Special Events Participation

8

JULY 2014

Special Events	Year-to-Date		
	# Participants	2013-2014	2014-2015
Firecracker Run		198	276
Freedom Festival		14,000	14,000
Movie Night in the Park		145	400
Concerts in the Park		6,000	6,000
		20,343	20,676





Volunteers

9

JULY 2014

(Left) Teen Zone members work the face painting booth at the Freedom Festival. All proceeds help benefit the Teen Zone program.

	# of Volunteers Monthly 2014-2015	# of Volunteers Year-to-Date 2014-2015	# of Hours Year-to-Date 2014-2015
Volunteers/Volunteers	40	40	691
Coaches	28	28	180
TOTAL	68	68	719

TOWN OF APPLE VALLEY

In April 2012, the Town Council and staff participated in a workshop with Flint Strategies to review our progress on Vision 2020 and revisit the goals of the document in light of the current economic climate. The Town Council approved the revisions to Vision 2020 on September 25, 2012.

Below are the revisions to Goal #5 Ample Parkland and Diverse Recreational Opportunities. Changes were made to section 5.1 to signify that the goal is to "maintain" current facilities and programs instead of the previous goal of expanding. Section 5.5 was removed because of the Master Plan Update.

GOAL #5	AMPLE PARKLAND AND DIVERSE RECREATIONAL OPPORTUNITIES⁸
<i>Objectives: Maintain the Town's network of parkland and recreational opportunities.</i>	
5.1	Maintain youth, senior and equestrian recreation programs. ⁹
5.2	Identify and secure funding sources for parks and recreation facilities and programs.
5.3	Partner with other public and private organizations to provide park and recreation facilities and programs.
5.4	Develop Apple Valley County Club as a self-sustaining facility.



VISION 2020 STRATEGIC PLAN

MAY 2009



User Group Participation

JULY 2014

	Monthly # of Participants 2014-2015	Year-to-Date # of Participants 2014-2015	Year to Date Facility Visits 2014-2015
Youth Baseball			
Youth Football			
Youth Soccer			

Park & Rec Stats

August 2014

Upcoming Events

October 11

1st Annual Cross Country Meet

The Park & Recreation Department will host our first annual cross country meet at Horseman's Center. Pre-registration is required until Oct. 9.

Grades/Distances:

3rd & 4th grades 3 miles
5th & 6th grades 1.2 miles
7th & 8th grades 2 miles

When: Saturday October 11
Where: Horseman's Center, 24320 Hwy 16
Time: 8:00 a.m. check in
Cost: \$3 until Oct. 2
\$5 late registration Oct. 3-Oct. 9

No registration on day of the meet.



Facebook icon: Find more information online today! www.applevalley.org
Town of Apple Valley Park & Recreation Department
14923 Sola Evans Parkway, Apple Valley, CA 92307
(760) 940-7000
Park & Rec Life Butter!

November 15

Toddler Olympics



Sign your toddler up for the Apple Valley Toddler Olympics! Each tot will have the opportunity to compete in five different Olympic activities through the morning. Start practicing your ball throwing and jumping skills for this fun and exciting event. All participants will receive a participation medal.

Saturday, November 15
9 am - 12 pm

James Woody Community Center Gym
13467 Navajo Road

Ages 3 - 5

FREE!

Pre-registration is required. Limited to first 32 tots.



Facebook icon: Find more information online today! www.applevalley.org
Town of Apple Valley Park & Recreation Department
14923 Sola Evans Parkway, Apple Valley, CA 92307
(760) 940-7000



this issue

- Park and Facility Maintenance **P.1**
- Park and Facility Usage **P.2**
- Sports **P.4**
- Classes and Programs **P.5**
- Healthy Apple Valley **P.6**
- Aquatics **P.7**
- Special Events **P.8**
- Volunteers **P.9**
- Vision 2020 **P.9**

Park and Facility Maintenance

Total park acreage maintained: 196 acres • Total facility square footage maintained: 153,267 sq ft

	Monthly		Year-to-Date	
	2013-2014	2014-2015	2013-2014	2014-2015
# of trees PLANTED	1	0	13	0
# of trees REMOVED	1	0	1	0
# of trees TRIMMED	6	15	6	22
Service requests completed	32	3	58	4
Vandalism incidents repaired	2	0	3	0
Graffiti incidents repaired	0	0	0	0

Non Paid Labor Sources	Monthly		Year-to-Date	
	2013-2014	2014-2015	2013-2014	2014-2015
Weekend Workers	304	152	520	359
Weekday Workers	896	592	1568	871
Volunteer Workers	10	0	10	0
Other	0	0	0	0
TOTAL non paid labor hours	1210	744	2098	1230

Park & Facility Projects Completed

- Prepared Horseman's Center for Rockin' The desert Mud Run and Mud Fest

Park and Facility Usage

2

August 2014

Corwin Park



Picnic Area Usage (scheduled)	# of uses	Monthly		Year-to-Date	
		2013-2014	2014-2015	2013-2014	2014-2015
Corwin Park		5	3	8	7
James Woody Park		1	0	1	0
Mendel Park		0	0	2	2
Sycamore Rocks Park		0	0	0	0
Thunderbird Park		1	0	0	2
Virginia Park		0	1	0	1
TOTAL		7	4	11	12

James Woody Park



Park/Field Usage	# of uses	Monthly		Year-to-Date	
		2013-2014	2014-2015	2013-2014	2014-2015
Lenny Brewster Sports Center		192	182	355	299
Corwin Park		49	40	78	40
James Woody Park		217	136	241	168
Lions Park		26	24	70	26
Mendel Park		22	21	41	33
Norm Schmidt Park		22	20	40	20
Sycamore Rocks Park		48	24	29	28
Thunderbird Park		48	24	29	28
Virginia Park		24	26	30	30
Yucca Loma Park		22	10	14	10
TOTAL		670	507	927	682

Horsemen's Center



Horsemen's Center Usage	# of uses	Monthly		Year-to-Date	
		2013-2014	2014-2015	2013-2014	2014-2015
BMX		9	14	18	27
Horseshows		1	3	1	3
Picnics/Camping/Day use		5	23	7	29
TOTAL		15	40	26	59

Civic Center Park



Civic Center Park Usage	# of uses	Monthly		Year-to-Date	
		2013-2014	2014-2015	2013-2014	2014-2015
Aquatic Center		106	60	217	179
Amphitheatre		2	2	4	9
TOTAL		108	62	221	188



Park and Facility Usage

3

August 2014

Apple Valley Golf Course	Monthly		Year-to-Date	
	2013-2014	2014-2015	2013-2014	2014-2015
Total Golf Rounds Played	2333	2695	5205	5202

Town Hall	# of uses	Monthly		Year-to-Date	
		2013-2014	2014-2015	2013-2014	2014-2015
Recreation Center - Room 1		17	11	39	35
Recreation Center - Room 2		14	14	36	38
Recreation Center - Room 3		10	8	23	18
Recreation Center - Room 4		10	8	23	18
Recreation Center - Room 5		33	16	45	26
Full Conference Center		5	9	6	13
Conference Center - North Room		7	2	43	17
Conference Center - South Room		11	3	23	15
Development Services Conf Room 1		15	20	37	38
TOTAL		122	91	275	218

James A. Woody Community Center	# of uses	Monthly		Year-to-Date	
		2013-2014	2014-2015	2013-2014	2014-2015
Auditorium		48	41	74	69
Arts and Crafts Room		34	31	67	64
Kitchen		3	1	8	5
Mini-Gym		24	18	44	44
Gymnasium		40	34	90	69
TOTAL		149	125	283	251



Sports Participation

4

August 2014



Pee Wee Sports	# of Participants	# of Participants	# of Teams	Facility Visits
	Monthly	Year to Date	Year-to-Date	Year To Date
	2014-2015	2014-2015	2014-2015	2014-2015
Pee Wee Basketball - Summer/Winter	0	35	4	70
Adventures in Pee Wee Sports	21	21	0	126
Pee Wee Soccer	0	0	0	0
Pee Wee T-Ball	0	0	0	0
TOTAL	21	56	4	196

Youth Sports	# of Participants	# of Participants	# of Teams	Facility Visits
	Monthly	Year to Date	Year-to-Date	Year To Date
	2014-2015	2014-2015	2014-2015	2014-2015
Youth Basketball - Summer/Winter	198	198	20	1782
Hot Shots Basketball	0	33	4	99
TOTAL	198	231	24	1881

Adult Sports	# of Participants	# of Participants	# of Teams	Facility Visits
	Monthly	Year to Date	Year-to-Date	Year To Date
	2014-2015	2014-2015	2014-2015	2014-2015
Adult Softball	0	65	9	260
Adult Basketball	115	115	8	690
TOTAL	115	180	17	720

User Group Usage	Reserved Uses	Reserved Uses
	Monthly	Year To Date
	2014-2015	2014-2015
Youth Baseball	151	178
Youth Football	109	138
Youth Soccer	238	273
TOTAL	498	589



Classes and Programs Participation

5

August 2014



Classes/Programs	# of Participants		Facility Visits
	Monthly	Year to Date	Year To Date
	2014-2015	2014-2015	2014-2015
Adult Programs/Classes	56	150	939
Youth Programs/Classes	67	178	1087
Day Camp	0	134	2680
Open Gym	436	869	869
Therapeutic Recreation	9	17	17
Active Adults	0	1	1
TOTAL	568	1349	5593



Facility Visits Year To Date	# of Participants		Facility Visits
	Monthly	Year to Date	Year To Date
	2014-2015	2014-2015	2014-2015
AAE - Corwin Campus	89	89	1602
AAE - Thunderbird Campus	45	45	810
Rio Vista Elementary School	128	128	2304
Sitting Bull Academy (K-4)	92	92	1656
Sitting Bull Academy (5-8)	38	38	684
Vanguard Preparatory	128	128	2304
TOTAL	520	520	9360



*AAE starts school August 4, 2014. AVUSD starts August 6, 2014.

nap - Figures not applicable min - Minimum participation not met NO - Not offered



BE ACTIVE



EAT SMART



LIVE BETTER



Healthy Apple Valley

6

August 2014

The Town of Apple Valley has a Healthy Apple Valley Coalition consisting of representatives from public and private entities and businesses as well as residents within the community. This coalition supports the Healthy Apple Valley mission of improving the health and well-being of our residents through the promotion of healthy eating, education, cooking programs and physical activity.



	# of Participants Monthly 2014-2015	# of Participants Year-to-Date 2014-2015	Facility Visits Year to Date Year-to-Date 2014-2015
Fist 5 Programs			
Bun in the Oven Yoga	0	0	0
Tummy Time	0	0	0
My First Sports Class	0	0	0
Having A Ball	0	0	0
Vantastic	0	0	0
Mom & Me Fun Time	0	0	0
Healthy Apple Valley			
Cooking for Kids	0	0	0
Family Fun Night	0	0	0
Sunset Cycling	0	18	18
Heart Screening	0	0	0
VANTastic	535	691	691
Special Events			
The Heart Games	0	0	0
Giving the Gift of Site (Signed in)	0	0	0
60 Minutes to Heart Health	0	0	0
Healthy Heart Seminar	0	0	0
Dance Off Diabetes	0	0	0
Kaiser			
Vantastic (KAISER)- Yucca Loma	0	183	183



August 7, 2014 - Over 500 residents came out on National Night Out to fight back against crime.



Aquatics Participation

7


August 2014



Open Recreation Swim



Junior Lifeguard



Swim Lessons

Aquatics	Monthly	Year to Date	Year to Date
	Registered	Registered	Facility Visits
	2014-2015	2014-2015	2014-2015
Open Recreation Swim	1169	5590	5590
Evening Rec Swim	283	1324	1324
Morning Lap Swim	450	963	963
Evening Lap Swim	29	138	138
Swim Lessons	32	707	5808
Water Aerobics	65	159	1457
Advanced Stroke Development	23	61	549
Special Events	107	262	417
Private Swim Lessons	25	60	600
Semi-Private Swim Lessons	27	88	880
Pool Rentals	60	110	1060
Water Polo	0	22	440
TOTAL	2270	9484	19,226



*2014-2015 figures reflect actual daily "through the door" participation instead of monthly registration figures.

nap - Figures not applicable min - Minimum participation not met NO - Not offered

Program Highlights

The event was huge success! Everyone in attendance had a great time! There was a total of 22 teams with over 200 participants.



Special Events Participation

8

August 2014

Special Events	Year-to-Date		
	# Participants	2013-2014	2014-2015
Firecracker Run		198	276
Freedom Festival		14,000	14,000
Movie Night in the Park		145	400
Concerts in the Park		6,000	6,000
Mud Fest		256	206
		20,599	20,882

Mud Fest





(Left) Teen Zone members work the face painting booth at the Freedom Festival. All proceeds help benefit the Teen Zone program.

	# of Volunteers Monthly 2014-2015	# of Volunteers Year-to-Date 2014-2015	# of Hours Year-to-Date 2014-2015
Volunteers/Volunteers	27	67	897
Coaches	22	50	204
TOTAL	49	117	1101

TOWN OF APPLE VALLEY

In April 2012, the Town Council and staff participated in a workshop with Flint Strategies to review our progress on Vision 2020 and revisit the goals of the document in light of the current economic climate. The Town Council approved the revisions to Vision 2020 on September 25, 2012.

Below are the revisions to Goal #5 Ample Parkland and Diverse Recreational Opportunities. Changes were made to section 5.1 to signify that the goal is to "maintain" current facilities and programs instead of the previous goal of expanding. Section 5.5 was removed because of the Master Plan Update.

GOAL #5	AMPLE PARKLAND AND DIVERSE RECREATIONAL OPPORTUNITIES⁸
<i>Objectives: Maintain the Town's network of parkland and recreational opportunities.</i>	
5.1	Maintain youth, senior and equestrian recreation programs. ⁹
5.2	Identify and secure funding sources for parks and recreation facilities and programs.
5.3	Partner with other public and private organizations to provide park and recreation facilities and programs.
5.4	Develop Apple Valley County Club as a self-sustaining facility.



VISION 2020 STRATEGIC PLAN



User Group Participation

August 2014

	Monthly # of Participants 2014-2015	Year-to-Date # of Participants 2014-2015	Year to Date Facility Visits 2014-2015
Youth Baseball			
Youth Football			
Youth Soccer			