



# Apple Valley


Community Resource Foundation



*A public benefit corporation*

## 2014-2015 ANNUAL REPORT





## About the Cover

**TOP PHOTO:** Over 350 athletes from all over the West Coast take off at the starting line during the Apple Valley Reverse Triathlon which featured a 5K run, 12-mile flat road bicycle course and 150-yard pool swim.

**MIDDLE PHOTO:** Animal lovers gather at the 10th Annual Paws N' Claws Pet Fair at Civic Center Park. Apple Valley Animal Services staff were present to license pets, microchip animals, and issue low-cost vaccinations.

**BOTTOM PHOTO:** Concert goes dance at the Heritage Victor Valley Medical Group Concert Series, voted "Best of the High Desert" by Daily Press readers. Free concerts are offered weekly during the summer at Civic Center Park and feature food, a beer garden, live music and dancing.



# 2014-2015

## ANNUAL REPORT

**March 2016**

**Prepared by:**

- **Department of Finance**
  - Marc Puckett, Assistant Town Manager
  - Kofi Antobam, Assistant Director of Finance
  - Christina Rudsell, Executive Secretary
- **Public Information Office**
  - Kathie Martin, Marketing & Public Affairs Officer; AVCRF Executive Director
- **Animal Services**
  - Gina Schwin-Whiteside, Director of Animal Services
- **Parks and Recreation**
  - Ralph Wright, Parks and Recreation Manager

# AVCRF

*...making a difference*



# Table of Contents

Message to the Community..... 2

Purpose..... 3

Description of Programs ..... 4

Accomplishments and Goals..... 6

Financial Highlights..... 9

Independent Accountant’s Compilation Report..... 13

Notes to Financial Statements..... 20

Supplemental Information..... 25

Acknowledgements..... 28



2015 Community Partners

# MESSAGE to the Community

*From the Executive Director*

Local needs require local action. In 2001, the Apple Valley Town Council authorized formation of the Apple Valley Community Resource Foundation (AVCRF), providing a new avenue to encourage donations and support from our citizens, businesses and corporate partners. Through this not-for-profit public benefit corporation, doors to new opportunities have opened – both for funding sources, as well as opportunities to serve our community.



We are proud to present this third Annual Report for the AVCRF. Our Support Apple Valley Events (SAVE) campaign, first

▶ **“Together, local action *can* meet local needs.”**

- KATHIE MARTIN, EXECUTIVE DIRECTOR

launched in

2012, has continued to raise our visibility and

activity. We are excited to share our story with our donors and with the community we serve. Read more in this Annual Report to learn of our successes and goals.

We believe that impact attracts resources. As we recount our successes in these pages, we also prepare to lead major program and capital campaigns in the coming year. Watch our impact grow in Apple Valley, and join in with your own resources. Together, local action *can* meet local needs.

Kathie Martin

A handwritten signature in black ink that reads "Kathie Martin". The signature is written in a cursive, flowing style.

*Executive Director*

# Purpose

The Apple Valley Community Resource Foundation was organized to *lessen the burdens* of government and to *promote and support* the cultural, recreational and human services needs of the Town of Apple Valley.

## Parks and Recreation

To support and create opportunities to participate in quality programs and events for the community, including recreational programs for children and persons with disabilities.



## Animal Care

To provide programs and services to advance the understanding and care of animals in our community and in our shelter.



## Community and Human Services

To create programs that benefit families, individuals and children in need, including the elderly, low-income and disabled.



## Arts and Culture

To promote and develop projects that provide a representation of the various cultures in Apple Valley through architectural design, art and community events.



# Description of Programs

The AVCRF serves as a repository for donations to support a wide-range of programs in each of the four focus areas. Below are highlights from a few of these.

## ► Parks and Recreation

### HEALTHY APPLE VALLEY

This initiative has been the largest beneficiary of support in the area of parks and recreation. Donations from a number of areas and fundraisers have allowed the Town to continue healthy recreation programs for the zero to five population free of charge. Donations have also been instrumental in the annual Heart Games and Reverse Triathlon that raise funds for healthy programs and amenities.

### PARK IMPROVEMENTS

Donations and fundraisers contribute to projects to improve our parks. One of the goals in the Parks and Recreation Master Plan is to place a minimum of one active use amenity in each park.



### RECREATION

Generous donations to the Teen Zone volunteer program and the Special Apples therapeutic recreation programs have been used to purchase needed supplies.

## ► Animal Care

### SAVING LIVES

Thanks to our generous sponsors and donors, we are providing a “Better Way of Life” for the animals in our community. Funds raised at annual events such as the FURBALL, Paws n’ Claws Pet Fair and Cruisin’ Fur Critters assist low-income pet owners with medical costs including spaying/neutering their animals, help reduce euthanasia and increase the numbers of sheltered animals being returned to their owners or adopted into permanent loving homes.

### FURBALL BENEFIT DINNER


The largest fundraiser for animal care resources is the annual FURBALL Benefit Dinner. This themed dinner raises money to enhance animal sheltering services and assist homeless pets in our community.

### PAWS N’ CLAWS PET FAIR

The Paws n’ Claws Pet Fair is a free-admission animal-friendly community event, which provides pet owners and animal lovers access to low-cost animal health services, pet adoptions, and interaction with people and animal related businesses.

### CRUISIN’ FUR CRITTERS

Motorcycle enthusiasts and animal lovers come out for adventure, fun and a chance to ride with friends. Riders help raise funds to assist with animal adoptions, pet care items and emergency medical needs.





# Description of Programs

## ► Community and Human Services

### **MAYOR'S WEIGHT LOSS CHALLENGE**

Under the umbrella of the "Healthy Apple Valley" program, then Mayor Larry Cusack introduced the Mayor's Weight Loss Challenge in early 2015.

More than 200 citizens started the 16 week program, and 61 finished. Through donations made to the Apple Valley Community Resource Foundation, winners were awarded cash prizes for losing the highest percentage of body weight. Cumulative weight loss among all participants was 1,802 pounds, with the top male challenger losing 28% and the top female losing 20%.

It was more than just about the numbers, though. Free gym



memberships, a Facebook support group, weekly emails and "walks with the mayor" provided a well-rounded foundation for healthy habits to last a lifetime.

### **BLIGHT REDUCTION**

Community Clean Up and Neighborhood Blight Reduction Days are two services provided by the Town of Apple Valley which benefited from donations to the AVCRF. In 2015, both services resulted in the collection and disposal of 66 tons of trash and 5.4 tons of recyclable metal.

## ► Arts and Culture

### **CONCERTS**

Our concert series continues to be a big draw, not just in Apple Valley but across the High Desert. In 2014/15 we offered 16 live music performances at two local venues. The Concerts in the Courtyard, held under a gazebo at a local shopping center food court, offer a more intimate setting for a variety of musical styles including folk, classical, bluegrass, country and more. On average, 200 people attend, patronizing the local eateries before, during and after the shows. The Sunset Concert Series is held in the Civic Center Park Amphitheater, and attracts as many as 2,000 attendees on Thursdays, seven weeks each summer.



### **LIVE MUSIC THEATER**

With the help of generous individual and corporate donors, we staged the second live musical theater outdoors on the Civic Center Park Amphitheater stage in 2015. Offered free of charge, a wide cross section of our community enjoyed "Shrek The Musical." From young families with small children, to seniors, nearly 3,000 people were exposed to live theater – some for the first time ever. It was a shining example of partnerships between the Town of Apple Valley, Creative Arts Theater, and more than a dozen individuals and businesses.

# Accomplishments

While many programs and projects are supported by funds raised through the AVCRF, here are a few highlights of our accomplishments in 2015.

## Parks and Recreation

- Continued to bring recreation to our parks with the VANtastic mobile recreation program.
- Purchased additional solar covers for the Civic Center Pool in order to lower heating costs.
- Received a donation from Knights of Columbus for supplies and improvements to the Special Apples program.



## Community and Human Services

- Raised awareness of Healthy Apple Valley, as well as Town aquatics programs and fitness classes, through cross-promotion with the Mayor's Weight Loss Challenge.
- Established a culture of healthy habits at the top level of Town government.

## Arts and Culture

- Presented a second live musical theater production on our outdoor stage.
- Purchased a new outdoor Christmas tree for our tree lighting event, creating an exciting holiday memory for attendees.
- Provided 16 varied concert experiences with a total audience of approximately 15,000 people.
- Introduced a new event series called "Evenings on the Town", providing an intimate, club-like experience at the Apple Valley Golf Course.

## Future Goals

We anticipate an exciting year in 2016, with plans for some of our most ambitious projects yet. Some of our goals include:

### Parks and Recreation:

As we encourage expanded use of existing parks, we are developing plans for an announcer's booth for the rodeo arena at Horsemen's Center and improving other park amenities.

### Arts and Culture:

- Conduct a successful capital campaign for improvements at the amphitheater, such as shade, permanent seating and lighting.
- Grow the Evenings on the Town performance series into a program that generates revenue to support other free cultural arts offerings.

# Accomplishments

## Animal Care

- Secured a **\$1,100 donation** to fund pet adoptions for our local veterans and first responders.
- **Clear the Shelter Event Day** on August 15, 2015. AVAS did a total of 35 adoptions and **430 guests** signed in at the front counter.
- Secured a \$3,000 donation for the **Elsa the Great Dane Medical Fund** in honor of Elsa, the Great Dane who was found wandering in a sparsely populated area. She was brought to the shelter by some concerned youth. Elsa came in severely emaciated and tested positive for CPV (Canine Parvovirus). This fund has been set-up to treat Parvovirus in shelter dogs.
- **AVID Microchip Company** donated **\$2,019** in microchips for the PAWS N' CLAWS Pet Fair.



### "HAPPY TAILS" 2015

- The largest fundraiser for animal care resources.
- **\$21,000 Fund Balance**



### PAWS N' CLAWS PET FAIR 2014

- More than 3,000 attendees enjoyed the Pet Fair in 2014.
- **\$ 8,833 Fund Balance**



### PET KEEPER CAMPS 2015

- Mentor our youth to ensure they are prepared for the future.
- **\$7,200 Fund Balance**

# Future Goals - Animal Care

## ▶ 11th Annual Paws N' Claws Pet Fair



- Partner with Shear Realty to host the 11th Annual Pet Fair on **October 22, 2016**.
- Provide **1,000 attendees with event gift bags** filled with pet related items sponsored by local businesses.
- Provide **low-cost vaccinations and microchips**.

## ▶ 6th Annual FURBALL - MINI GOLF



- Host the 6th Annual FURBALL on **April 2, 2016**.
- **Raise \$10,000** to fund participation in off-site adoption events held throughout the County of San Bernardino.

## ▶ 5th Annual Cruisin' Fur Critters



- Host the 5th Annual Cruisin' Fur Critters.
- **Raise \$5,000** to fund pet care equipment and public education classes.

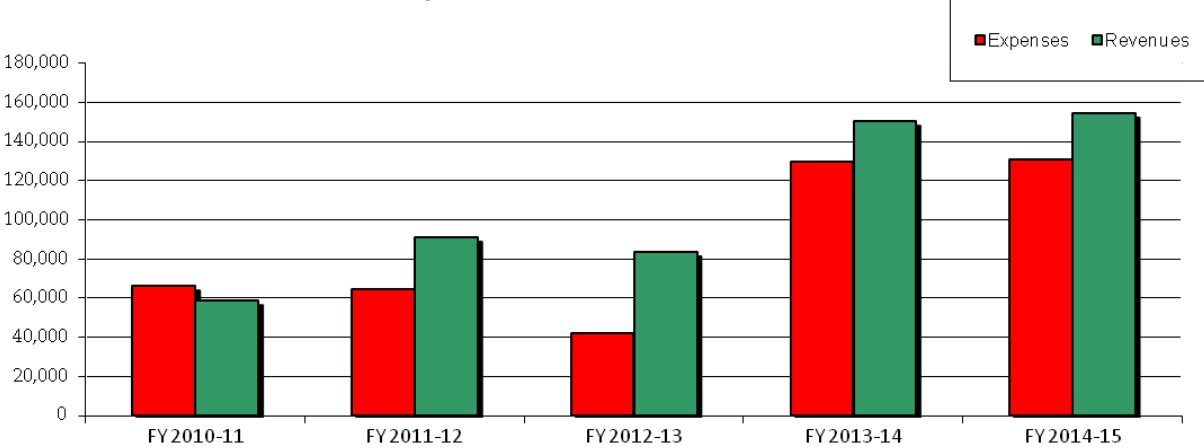
▶ **Sponsor 25 guests for Night at the Shelter on August 26, 2016**

▶ **Provide educational trainers for Pet Keeper Camps in March and October 2016**



# Financial Highlights

Expenses and Revenues



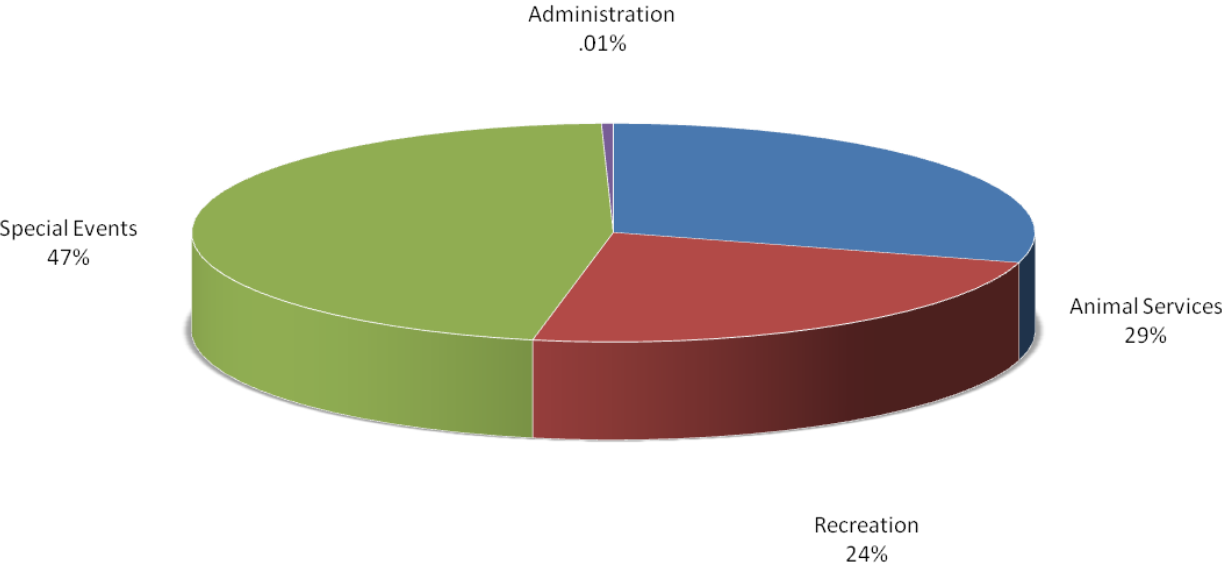
For the five year period ended, June 30, 2015, the Foundation received a total of \$539,222 in grants and contributions. During that same period, a total of \$433,484 was expended on programs supported by the Foundation. In total, contribution revenues exceeded program expenditures during these five fiscal years by \$105,738. These funds are dedicated to future programming for the purposes for which they were donated.



2015 4th of July Freedom Festival

# Financial Highlights

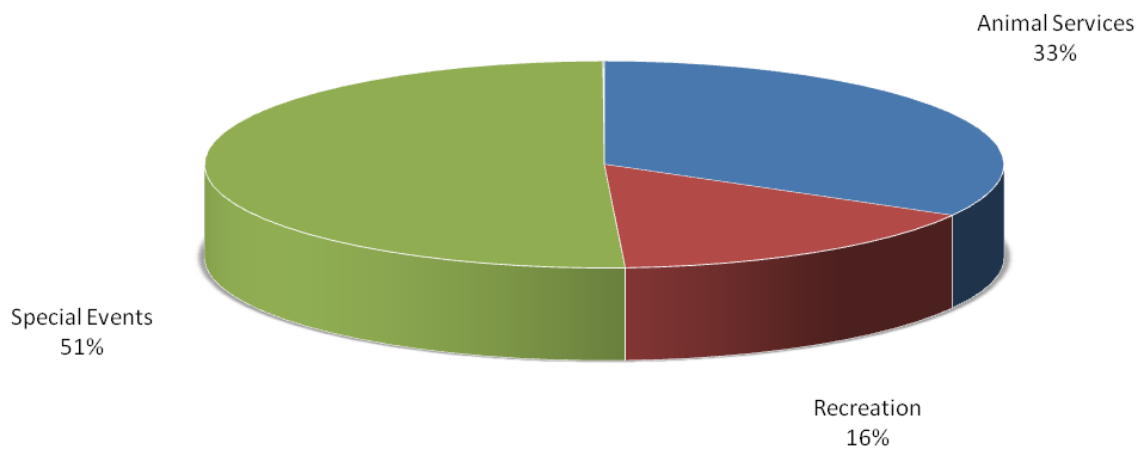
## Revenues by Department - FY 2014-15



For Fiscal Year 2014-15, total revenues from grants and contributions amounted to \$154,711. Of this amount, 47% or \$71,929 was dedicated for special events such as the Shrek the Musical, Sunset Concert Series and Concerts in the Courtyard supported by the Public Information Office. A total of \$45,564 or 29% of the FY 14-15 contributions were dedicated to programming such as the Pet Fair, Cruisin for Critters, Night at the Shelter, the Fur Ball and many other adoption events conducted by the Animal Services staff. The remaining 24% or \$36,518 was donated to Recreation programming such as the Aquatic Center, Triathlon and Paul Swick Family Center on the campus of Yucca Loma Elementary School in support of the Healthy Apple Valley program.

# Financial Highlights

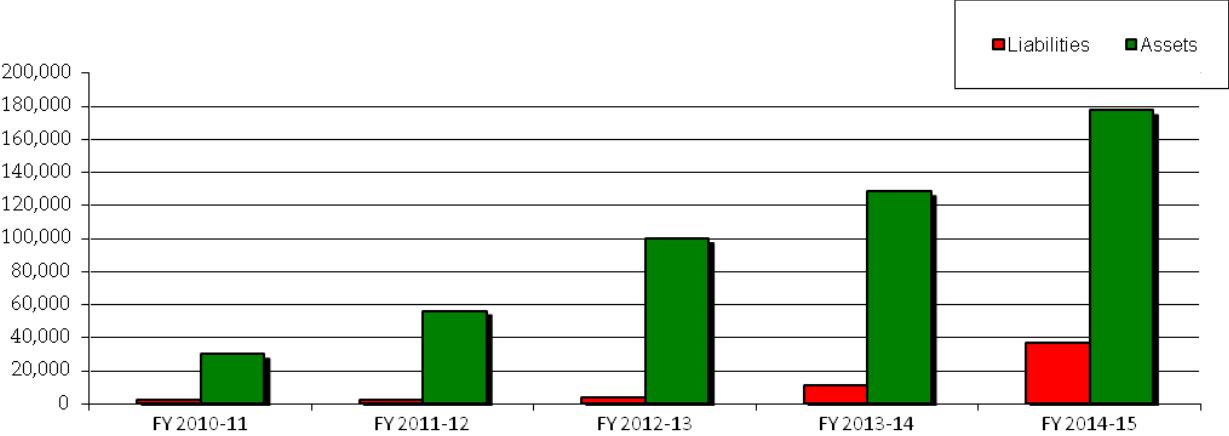
## Expenses by Department - FY 2014-15



Of the total expenditures during Fiscal Year, 2014-15, 33% or \$43,451 of the total expenditures were spent on Animal Services programming activities. A total of \$66,432 or 51% of expenditures were spent on special events supported by the Public Information Office and 16% or \$20,873 of the expenditures were spent in support of activities conducted by the Recreation department.

# Financial Highlights

## Assets and Liabilities



Total assets amounted to \$177,834 as of the end of the 2014-15 fiscal year. Total assets exceeded total liabilities as of the end of the fiscal year by \$140,916. The net position (net assets) of the Foundation increased by \$23,885 or 21% as of the end of the 2014-15 fiscal year.



*Outdoor Christmas tree at Town Hall*



# Independent Accountant's Compilation Report



## INDEPENDENT ACCOUNTANT'S COMPILATION REPORT

To the Members of the Board of Directors  
of the Apple Valley Community Resource Foundation  
Apple Valley, California

We have compiled the accompanying financial statements of the governmental activities and the general fund of the Apple Valley Community Resource Foundation (a nonprofit organization) as of and for the year ended June 30, 2015. We have not audited or reviewed the accompanying financial statements and, accordingly, do not express an opinion or provide any assurance about whether the financial statements are in accordance with accounting principles generally accepted in the United States of America.

Management is responsible for the preparation and fair presentation of the financial statements in accordance with accounting principles generally accepted in the United States of America and for designing, implementing, and maintaining internal control relevant to the preparation and fair presentation of the financial statements.

Our responsibility is to conduct the compilation in accordance with Statements on Standards for Accounting and Review Services issued by the American Institute of Certified Public Accountants. The objective of a compilation is to assist management in presenting financial information in the form of financial statements without undertaking to obtain or provide any assurance that there are no material modifications that should be made to the financial statements.

The supplementary schedule included on page 13 is presented for purposes of additional analysis and is not a required part of these financial statements. We have not compiled, reviewed, or audited this information and, accordingly, we do not express an opinion or provide any assurance on it.

*Van Lant & Fankhanel, LLP*

February 9, 2016

---

Van Lant & Fankhanel, LLP  
25901 Kellogg Street  
Loma Linda, CA 92354

909.856.6879

# Statement of NET POSITION

June 30, 2015

<b>ASSETS</b>	<b>Governmental Activities</b>
Current Assets:	
Cash	\$ 172,659
Interest Receivable	175
Due from Other Governments	5,000
Total Current Assets	177,834
Noncurrent Assets:	-
Total Noncurrent Assets	-
<b>TOTAL ASSETS</b>	<b>177,834</b>
<b>LIABILITIES</b>	
Current Liabilities:	
Accounts Payable	36,918
Total Current Liabilities	36,918
Noncurrent Liabilities	-
Total Noncurrent Liabilities	-
<b>TOTAL LIABILITIES</b>	<b>36,918</b>
<b>NET POSITION</b>	
Unrestricted	140,916
<b>TOTAL NET POSITION</b>	<b>140,916</b>

# Statement of ACTIVITIES

Year Ended June 30, 2015

Functions/Programs	Program Revenues				Governmental Activities Net (Expenses) Revenues
	Expenses	Charges for Services	Operating Grants and Contributions	Total	Governmental Activities
Governmental Activities:					
Animal Services	\$ 43,451	\$ -	\$ 45,564	\$ 45,564	\$ 2,113
Recreation	20,873	-	36,518	36,518	15,645
Special Events	66,432	-	71,929	71,929	5,497
Administration	70	-	-	-	(70)
Total Governmental Activities	\$ 130,826	\$ -	\$ 154,011	\$ 154,011	23,185
General Revenues:					
Interest Income					700
Total General Revenues					700
Change in Net Position					23,885
Net Position - Beginning					117,031
Net Position - Ending					\$ 140,916

# Balance Sheet Governmental Fund

June 30, 2015

ASSETS	General Fund
Cash	\$ 172,659
Interest Receivable	175
Due from Other Governments	5,000
<b>TOTAL CURRENT ASSETS</b>	<b>177,834</b>
<b>LIABILITIES AND FUND BALANCES</b>	
Liabilities:	
Accounts Payable	\$ 36,918
<b>TOTAL LIABILITIES</b>	<b>36,918</b>
Fund Balances:	140,916
Unassigned	
<b>TOTAL FUND BALANCES</b>	<b>140,916</b>
<b>TOTAL LIABILITIES AND FUND BALANCES</b>	<b>\$ 177,834</b>



# Reconciliation of the Governmental Fund Balance Sheet to the **Government-Wide Statement of Net Position**

June 30, 2015

## Fund balances - total governmental fund

\$ 140,916

Amounts reported for governmental activities in the statement of net position are different because:

- Capital assets used in governmental activities are not financial resources. Therefore, they are not reported in the fund financial statements. -
- Long-term liabilities are not due and payable in the current period and therefore, are not reported in the governmental funds. -

## Net position of Governmental Activities

\$ 140,916



2015 Happy Trails Parade

# Statement of Revenues, Expenditures, and Changes in Fund Balances Governmental Fund

Year Ended June 30, 2015

## REVENUES

General Fund

Donations:	
Animal Services	\$ 45,564
Recreation	36,518
Special Events	71,929
Interest Income	700
<b>TOTAL REVENUES</b>	<b>154,711</b>

## EXPENDITURES

Animal Services	43,451
Recreation	20,873
Special Events	66,432
Administration	70
<b>TOTAL EXPENDITURES</b>	<b>130,826</b>

Net Change in Fund Balances	23,885
Fund Balance, Beginning of Year	117,031
Fund Balance, End of Year	\$ 140,916



Heritage Victor Valley Medical Group Concert Series

## Reconciliation of the Statement of Revenues, Expenditures and Changes in Fund Balance of Governmental Fund to the Statement of Activities

Year Ended June 30, 2015

**Net change in fund balances - governmental fund** **\$ 23,885**

Amounts reported for governmental activities in the Statement of Activities are different because:

- Governmental funds report capital outlays as expenditures. However, in the statement of activities the cost of these assets is allocated over their estimated useful lives and reported as depreciation expense. This is the amount by which depreciation of \$-0- exceeded capital outlay of \$-0- in the current period. -
- Some expenses reported in the statement of activities do not require the use of current financial resources and, therefore, are not reported as expenditures in governmental funds. -

**Change in net position of governmental activities.** **\$ 23,885**



*Dog Obedience Lesson at the 2015 Paws N' Claws Pet Fair*

# Apple Valley Community Resource Foundation Notes to Financial Statements

Year Ended June 30, 2015

## 1) SUMMARY OF SIGNIFICANT ACCOUNTING POLICIES

The basic financial statements of the Apple Valley Community Resource Foundation (Foundation) have been prepared in conformity with generally accepted accounting principles (GAAP) as applied to governmental agencies. The Governmental Accounting Standards Board (GASB) is the accepted standard setting body for establishing governmental accounting and financial reporting principles. The more significant of the Foundation's accounting policies are described below.

### A. Nature of Business and Reporting Entity

The Foundation (a California nonprofit corporation) was created on August 14, 2001 by the Town of Apple, to lessen the burdens of government and to promote and support cultural, recreational, and human services needs in the Town of Apple Valley (Town). The Town Council appoints the Foundation's Board Members and management positions. The Foundation is primarily supported by donations from the general public. It is exempt from federal income taxes under Section 501(C)(3) of the Internal Revenue Code. It is also exempt from State income taxes, subject to compliance with applicable laws and regulations.

### B. Basis of Accounting and Measurement Focus

The accounts of the Foundation are organized on the basis of funds, each of which is considered a separate accounting entity. The operations of each fund are accounted for with a separate set of self-balancing accounts that comprise its assets, liabilities, fund balance, revenues, and expenditures, as appropriate. Governmental resources are allocated to and accounted for in individual funds based upon the purposes for which they are to be spent and the means by which spending activities are controlled. The balances and activity of the Foundation are recorded in the General Fund. The General Fund is used to account for all financial resources except those required to be accounted for in another fund. Since the Foundation is not required to account for activity in another fund, all activity of the Foundation is recorded in the General Fund.

### Government-wide Financial Statements

The Foundation's government-wide financial statements include a Statement of Net Position and a Statement of Activities and Changes in Net Position. These financial statements present summaries of activities for the Foundation.

The Government-wide financial statements (i.e., the Statement of Net Position and the Statement of Activities) report information on all of the nonfiduciary activities of the primary government and its component units. Governmental activities, which normally are supported by taxes and intergovernmental revenues, are reported separately from business-type activities, which rely to a significant extent on fees and charges for support.



# Apple Valley Community Resource Foundation

## Notes to Financial Statements

Year Ended June 30, 2015

The Statement of Activities demonstrates the degree to which the direct expenses of a given function or segment are offset by program revenues. Direct expenses are expenses that are clearly identifiable with a specific program, project, function or segment. Program revenues of the Foundation include: 1) charges to customers or applicants who purchase, use, or directly benefit from goods, services, or privileges provided by a given function or segment and 2) grants and contributions that are restricted to meeting the operational or capital requirements of a particular function or segment. Taxes and other items not properly included among program revenues are reported instead as general revenues.

The government-wide financial statements are presented on an *economic resources* measurement focus and the accrual basis of accounting. Revenues are recorded when earned and expenses are recorded when a liability is incurred, regardless of the timing of related cash flows.

### Governmental Fund Financial Statements

Governmental fund financial statements include a Balance Sheet and a Statement of Revenues, Expenditures and Changes in Fund Balance for all governmental funds. All governmental funds are accounted for on a spending or current financial resources measurement focus and the modified accrual basis of accounting. Accordingly, only current assets and current liabilities are included on the balance sheets. The Statement of Revenues, Expenditures and Changes in Fund Balance presents increases (revenues and other financing sources) and decreases (expenditures and other financing uses) in net current assets.

Under the modified accrual basis of accounting, revenues are recognized in the accounting period in which they become both measurable and available to finance expenditures of the current period. Accordingly, revenues are recorded when received in cash, except that revenues subject to accrual (generally 60 days after year-end) are recognized when due. Expenditures are recorded in the accounting period in which the related fund liability is incurred. The Reconciliations of the Fund Financial Statements to the Government-Wide Financial Statements are provided to explain the differences created by the integrated approach of GASB Statement No. 34.

Charges for services, intergovernmental revenues, and interest associated with the current fiscal period are all considered to be susceptible to accrual, and therefore have been recognized as revenues within the current fiscal period. All other revenue items are considered to be measurable and available only when cash is received.

The Foundation reports a single governmental fund – the General Fund.

### **C. Cash**

The Foundation's cash consists of deposits with financial institutions.

# Apple Valley Community Resource Foundation

## Notes to Financial Statements

Year Ended June 30, 2015

### D. Capital Assets

Capital assets consist of machinery and equipment which is stated at historical cost, net of accumulated depreciation, except for the portions acquired by contribution, which are recorded at fair value at the time received. The Foundation utilizes a capitalization threshold of \$5,000. Depreciation is recorded using the straight-line method. Estimated useful life of 15 years is used in computing depreciation of machinery and equipment. However, as of June 30, 2015, the Foundation does not report any capital assets.

### E. Long-Term Obligations

In the Government-wide Financial Statements, long-term debt and other long-term obligations are reported as liabilities in the governmental activities. The fund financial statements do not present long-term debt. However, as of June 30, 2015, the Foundation does not report any long-term obligations.

### F. Net Position

In the Government-Wide Financial Statements, net position is classified in the following categories, as applicable:

Net Investment in Capital Assets - This amount consists of capital assets net of accumulated depreciation.

Restricted Net Position - This amount is restricted by external creditors, grantors, contributors, laws or regulations of other governments.

Unrestricted Net Position - This amount represents net position that does not meet the definition of "Invested in Capital Assets" or "Restricted Net Position."

### G. Fund Balance

In the Fund Financial Statements, the General Fund reports unassigned fund balance, a category that is used for balances that have no restrictions placed on them.

### H. Deferred Outflows/Inflows of Resources

In addition to assets, the statement of financial position will sometimes report a separate section for deferred outflows of resources. This separate financial statement element, *deferred outflows of resources*, represents consumption of net position that applies to future period(s) and so will not be recognized as an outflow of resources (expense) until then. The Foundation currently has no items that qualify for reporting in this category.

# Apple Valley Community Resource Foundation

## Notes to Financial Statements

Year Ended June 30, 2015

In addition to liabilities, the statement of financial position will sometimes report a separate section for deferred inflows of resources. This separate financial statement element, *deferred inflows of resources*, represents an acquisition of net position that applies to a future period(s) and so will not be recognized as an inflow of resources (revenue) until that time. The Foundation currently has no items that qualify for reporting in this category.

### **I. Net Position Flow Assumption**

Sometimes the Foundation will fund outlays for a particular purpose from both restricted (e.g. restricted grant proceeds) and unrestricted resources. In order to calculate the amounts to report as restricted net position and unrestricted net position in the statement of net position, a flow assumption must be made about the order in which the resources are considered to be applied. It is the Foundation's policy to consider restricted net position to have been depleted before unrestricted net position.

### **J. Fund Balance Assumption**

Sometimes the Foundation will fund outlays for a particular purpose from both restricted and unrestricted resources (total fund balance). In order to calculate the amounts to report as restricted, committed, assigned, and unassigned fund balance in the governmental fund financial statements a flow assumption must be made about the order in which the resources are considered to be applied. It is the Foundation's policy to consider restricted fund balance to have been depleted before using any of the components of unrestricted fund balance. Further, when the components of unrestricted fund balance can be used for the same purpose, committed fund balance is depleted first, followed by assigned fund balance. Unassigned fund balance is applied last.

### **K. Use of Estimates**

The preparation of basic financial statements in conformity with generally accepted accounting principles requires Foundation management to make estimates and assumptions that affect certain amounts and disclosures. Accordingly, actual results could differ from those estimates.

## **2) CASH AND INVESTMENTS**

The Foundation's cash represents deposits with financial institutions (checking account), which is insured by the FDIC. The Foundation does not have a deposit policy for custodial credit risk.

The Foundation currently does not maintain any other deposits or investments.

# Apple Valley Community Resource Foundation

## Notes to Financial Statements

*Year Ended June 30, 2015*

### **3) RISK MANAGEMENT**

The Foundation is exposed to various risks of loss related to torts; theft of, damage to, and destruction of assets; errors and omissions; and natural disasters. The Foundation participates in the Town's risk management program, which includes membership in the California Joint Powers Insurance Authority (JPA). Disclosures relating to the Town's participation in the JPA can be found in the Town's Comprehensive Annual Financial Report.

### **4) COMMITMENTS AND CONTINGENCIES**

The Foundation is subject to litigation arising in the normal course of business. In the opinion of the Foundation's management, there is no pending litigation that is likely to have a material adverse effect on the financial position of the Foundation.

As of June 30, 2015, in the opinion of Foundation management, there were no other outstanding matters that would have a significant effect on the financial position of the Foundation.

# Supplemental Information

Year-End Summary 2014-2015  
Fund 8610



Town of Apple Valley

# Apple Valley Community Resource Foundation Year-End Summary 2014-2015 Fund 8610

Dept	Program	Fund Balance July 1, 2014	FY 2014-2015		Transfers	Fund Balance June 30, 2015
			Revenue	Expense		
<b>Animal Services</b>						
8080	Adoptions	4,330.79	-	-		4,330.79
8085	Accessories	31.65	-	-		31.65
8090	Bird Aviary	36.54	-	-		36.54
8100	Cruisin' Fur Critters	5,716.24	5.00	-		5,721.24
8105	Elsa the Great Dane Medical Fund	-	2,068.00	1,939.60		128.40
8110	Fur Ball	16,203.32	21,264.00	13,003.55	-	24,463.77
8115	Me and My Shadow	5,644.05	3,551.00	1,971.08		7,223.97
8120	Medical Assistance/Animal Care	4,834.55	5,120.00	10,643.10	688.55	(0.00)
8125	New Shelter Facility	116.21	25.00	-		141.21
8130	Night at the Shelter	92.53	-	35.16		57.37
8140	Pet Fair	7,062.70	7,485.73	7,315.26		7,233.17
8170	Spay Day USA	150.00	40.00	-		190.00
8195	Undesignated Shelter	5,351.59	6,005.05	8,543.57	(688.55)	2,124.52
<b>Animal Services Totals</b>		<b>49,570.17</b>	<b>45,563.78</b>	<b>43,451.32</b>		<b>51,682.63</b>
<b>Recreation</b>						
8203	AV Aquatic Center	5,278.60	5,000.00	4,346.40		5,932.20
8205	AV Triathlon	10,832.19	20,402.54	14,165.13	(333.33)	16,736.27
8210	AV Wave - Coaches Fund	93.25	-	-		93.25
8212	AV Wave - Incentives	202.66	-	-		202.66
8216	AV Wave - Swim Suits	720.87	-	-		720.87
8218	AV Wave - Undesignated	49.34	-	-		49.34
8219	Horsemen's Center Improvements	3,500.00	-	-		3,500.00
8220	James Woody Park	568.43	-	-		568.43
8221	Healthy Apple Valley	2,814.93	-	-		2,814.93
8223	Heart Games	4,211.73	890.00	688.29		4,413.44
8250	Recreation - Undesignated	3,410.73	1,770.00	180.72	-	5,000.01
8260	Special Apples	16.08	-	16.08		-
8263	St Mary's Scholarship	1,500.00	-	-		1,500.00
8264	Teen Zone	-	3,456.00	1,476.50	333.33	2,312.83
8265	Vantastic	-	5,000.00	-		5,000.00

Continued on page 27

# Apple Valley Community Resource Foundation Year-End Summary 2014-2015 Fund 8610 - Continued

Dept	Program	Fund Balance July 1, 2013	FY 2013-2014		Fund Balance June 30, 2014	
			Revenue	Expense	Transfers	
<b>Recreation - Continued</b>						
8267	Yucca Loma Scholarship	1.00	-	-	1.00	
8270	Wellness Room	165.44	-	-	165.44	
<b>Recreation Totals</b>		<b>33,365.25</b>	<b>36,518.54</b>	<b>20,873.12</b>	<b>-</b>	<b>49,010.67</b>
<b>Special Events</b>						
8310	Community Clean-Up	1,655.81	500.00	405.97	1,749.84	
8315	Concert in the Courtyard	2,346.50	5,600.00	5,175.55	2,770.95	
8317	Emergency Preparedness Fair	392.61	-	-	392.61	
8320	Equine Festival	4,717.66	-	-	4,717.66	
8325	Freedom Festival	1,637.36	518.60	-	2,155.96	
8330	Green Apple Calendar	1.83	1,500.00	1,500.00	1.83	
8335	Golf Course Sound System	-	750.00	-	750.00	
8340	Holiday Cheer	1,036.44	168.00	-	1,204.44	
8346	Mayor's Weight Loss Challenge	-	3,814.00	3,750.00	64.00	
8350	Military Banners	539.19	277.00	804.19	12.00	
8353	Sunset Theater	-	22,186.76	16,921.59	5,265.17	
8355	PD Gym Equipment	100.33	-	-	100.33	
8360	Sunset Concerts	1,912.36	785.90	1,377.00	1,321.26	
8370	Undesignated Events	17,431.38	35,828.84	36,497.12	16,763.10	
8380	Volunteer Program	262.06	-	-	262.06	
8390	Winter Wonderland	6.94	-	-	6.94	
<b>PIO Totals</b>		<b>32,040.47</b>	<b>71,929.10</b>	<b>66,431.42</b>	<b>-</b>	<b>37,538.15</b>
<b>Administration</b>						
0000	Non-Departmental	651.82	699.94	70.00	1,281.76	
8400	Undesignated Administration	1,403.00	-	-	1,403.00	
<b>Administration Totals</b>		<b>2,054.82</b>	<b>699.94</b>	<b>70.00</b>	<b>-</b>	<b>2,684.76</b>
<b>GRAND TOTAL</b>		<b>117,030.71</b>	<b>154,711.36</b>	<b>130,825.86</b>	<b>-</b>	<b>140,916.21</b>

# Acknowledgements

## *AVCRF Board of Directors*




*(l to r) Barb Stanton, Board Chairwoman; Curt Emick, Board Member; Larry Cusack, Board Member; Scott Nassif, Board Vice-Chairman; Art Bishop, Board Member*



# AVCRF

*...making a difference*



This page intentionally left blank.



Town of Apple Valley



14955 Dale Evans Parkway • Apple Valley, CA 92307  
(760) 240-7000



[www.applevalley.org](http://www.applevalley.org)  
[www.facebook.com/AppleValleyCA](https://www.facebook.com/AppleValleyCA)

## It's easy to S.A.V.E - just give!



We Thank you  
for your Support!

We invite you to help preserve "A Better Way of Life" with a tax-deductible donation to our Special Events fund. For more information on becoming a community partner, visit [www.AppleValleyEvents.org](http://www.AppleValleyEvents.org) or call (760) 240-7000 x 7070.