



Town of Apple Valley

**TOWN OF
APPLE VALLEY**

**PARK AND RECREATION
COMMISSION AGENDA**

Thursday, February 2, 2017

Regular Meeting: 6:00 p.m.

TOWN COUNCIL CHAMBERS

* * * *

COMMISSION MEMBERS

Patrick Doran, Chairman
Donald Tatera, Vice-Chairman
Richard Cambridge, Commissioner
Valerie Smith, Commissioner

* * * *

Frank Robinson, Town Manager
John Brown, Town Attorney
La Vonda M-Pearson, CMC, Town Clerk
Lori Lamson, Assistant Town Manager
Ralph Wright, Parks and Recreation Manager

TOWN HALL: (760) 240-7000
www.applevalley.org

AGENDA
APPLE VALLEY PARKS AND RECREATION COMMISSION
THURSDAY, FEBRUARY 2, 2017
REGULAR MEETING 6:00 P.M.
TOWN COUNCIL CHAMBERS
14955 DALE EVANS PARKWAY

PUBLIC PARTICIPATION IS INVITED. *If you wish to be heard on any item on the agenda, please so indicate by filling out a REQUEST TO SPEAK form at the Commission meeting. Place the request in the Speaker Request Box on the table near the Town Clerk or hand to the Town Clerk at the meeting. (G.C. 54954.3 (a)).*

Materials related to an item on this agenda submitted to the Commission after distribution of the agenda packet are available for public inspection in the Town Clerk's Office at 14955 Dale Evans Parkway, Apple Valley, CA during normal business hours. Such documents are also available on the Town of Apple Valley website at www.applevalley.org subject to staff's ability to post the documents before the meeting.

(WHERE APPROPRIATE OR DEEMED NECESSARY, ACTION MAY BE TAKEN ON ANY ITEM LISTED IN THE AGENDA)

CALL TO ORDER:

INSTALLATION OF NEWLY APPOINTED COMMISSIONER

Yvonne Rivera, Deputy Town Clerk, will administer the Oath of Office to newly appointed Parks & Recreation Commissioner Ms. Melissa Moon.

ROLL CALL:

COMMISSIONERS Chairman Doran _____, Vice-Chairman Tatera _____,
Cambridge, R. _____, Smith, V. _____.

PLEDGE OF ALLEGIANCE:

PRESENTATIONS: None

PUBLIC COMMENTS:

Anyone wishing to address an item not on the agenda or an item that is not scheduled for a public hearing at this meeting may do so at this time. California State Law does not allow the Commission to act on items not on the agenda, except in very limited circumstances. Your concerns may be referred to staff or placed on a future agenda.

1. **Selection of Chairperson and Vice-Chairperson**
Recommendation:
Commission to select one of its members as Chairperson
Commission to select one of its members as Vice-Chairperson

2. **Approval of Minutes for Park and Recreation Commission Meeting**
Recommendation:
Approve the minutes for the meeting of October 6, 2016

3. **Approval of the Parks and Recreation Monthly Reports**
Recommendation:
Approval of the Parks and Recreation Monthly Reports for September, October, November and December 2016.
4. **Park Project Update**
Recommendation:
Receive and File
5. **Update on CDBG applications submitted for the FY 17/18 funding cycle**
Recommendation:
Receive and File
6. **Update on the Hilltop House Project**
Recommendation:
Receive and File

PARKS AND RECREATION MANAGER'S REPORT

PARK AND RECREATION COMMISSIONER COMMENTS

SUGGESTED ITEMS FOR FUTURE AGENDAS

ADJOURNMENT



TOWN OF APPLE VALLEY PARKS AND RECREATION COMMISSION STAFF REPORT

To: Parks and Recreation Commission **Date:** February 2, 2017

From: Ralph Wright **Item No:** 1
Parks and Recreation Manager

Subject: SELECTION OF CHAIRPERSON AND VICE-CHAIRPERSON

T.M. Approval: _____ **Budgeted Item:** Yes No N/A

RECOMMENDED ACTION:

- (1) Commission to select one of its members as Chairperson.
- (2) Commission to select one of its members as Vice-Chairperson.

SUMMARY:

It would be appropriate at this time, for the Commission Members to participate in the selection of Chairperson and Vice-Chairperson for the reorganization of the Park and Recreation Commission.

As stated in the Rules and Procedures for the Park and Recreation Commission, a Chairperson and Vice-Chairperson shall be elected annually from among the Commission's membership at the first meeting in February to serve at the pleasure of the commission.

Each person so elected shall serve until a successor is chosen (at any time) by three or more affirmative votes. No person shall serve more than two (2) consecutive terms as Chairperson or Vice-Chairperson.

BACKGROUND:

N/A

FISCAL IMPACT:

N/A



TOWN OF APPLE VALLEY PARKS AND RECREATION COMMISSION STAFF REPORT

To: Parks and Recreation Commission **Date:** February 2, 2017
From: Ralph Wright
Parks and Recreation Manager **Item No:** 2
Subject: **APPROVAL OF MINUTES FOR PARK AND RECREATION
COMMISSION MEETINGS**

T.M. Approval: _____ **Budgeted Item:** Yes No N/A

RECOMMENDED ACTION:

Approve the minutes for the regular meeting on October 6, 2016.

SUMMARY:

A. Regular Meeting – October 6, 2016

BACKGROUND:

N/A

FISCAL IMPACT:

N/A

**The TOWN OF APPLE VALLEY
PARK AND RECREATION COMMISSION
MINUTES
October 6, 2016**

CALL TO ORDER:

Chairman Patrick Doran called the meeting of the Park and Recreation Commission of the Town of Apple Valley to order at 6:01 p.m. in the Town Council Chambers.

ROLL CALL:

Roll call was taken with the following members present: Chairman Patrick Doran, Commissioner Jiles Smith, Commissioner Richard Cambridge and Commissioner Valerie Smith.

Absent: Vice-Chairman Donald Tatera

PLEDGE OF ALLEGIANCE: Patrick Doran

PRESENTATIONS:

None

PUBLIC COMMENTS:

None

1. Approval of Minutes for Park and Recreation Commission Meeting

Commissioner, Valerie Smith, motioned to approve the minutes from August 4, 2016 and August 29, 2016. The motion was seconded by Commissioner Jiles Smith.

Motion carried by a 4-0-0-1 vote.

2. Approval of the Parks and Recreation Monthly Report for July and August

The July and August 2016 monthly reports were presented. Discussion ensued regarding participation numbers showing 0 on the Healthy Apple Valley page. Ralph Wright, Parks and Recreation Manager, explained to the commission that July was the beginning of our fiscal year and the participation numbers started over. He explained that not all events listed had happened yet and that is why it shows 0. Commissioner Smith felt that it did not look very good if the public had access to the Monthly reports. Mr. Wright advised that we would start only inputting the events that had already happened and that had participation numbers. Commissioner, Jiles Smith also discussed that it would be good to have the fiscal year printed on the front page of the Monthly Reports.

Commissioner Jiles Smith motioned to approve the Monthly Reports. The motion was seconded by Commissioner Valerie Smith.

Motion carried by a 4-0-0-1 vote.

3. Report on Summer Events

Ralph Wright, Parks and Recreation Manager, spoke to the Commission about the programs and events that had occurred in the past several months. Mr. Wright explained that PIO is not the only Department that handles large scale events and presented numerous events that the Recreation department had put on such as, The Gift of Sight, Poke-Thon, Reverse Triathlon, etc. Ralph discussed the First Annual Cardboard Boat Regatta and also showed the commission a video of the event. He continued by discussing the Gift of Sight event that gave eye exams and new refurbished glasses to approximately 300 residents. This event also provided 60 dental exams, frees hearing exams and 14 people signed up for phones. We also had over 110 volunteers at the event helping out with such a terrific cause.

Mr. Wright then discussed the Poke-Thon that our new rec assistant, Jonathan Settle started. It was held at Civic Center Park and hosted about 325 people. There were many adults and children looking for Pokemon characters throughout the park.

The last event presented was our Annual Reverse Triathlon, held on September 24, 2016. It was the most successful year with 468 participants and over 600 people in all at the park this day. The participants run a 5k, a 12 mile bike ride, and a 150 yard swim. Mr. Wright discussed the involvement with the Police Department, Code Enforcement, Kenny from PIO, Teen Zone volunteers, the help from user groups and the recreation department team, all coming together to help our with the event.

4. Update on Park Projects

Ralph Wright, Parks and Recreation Manager, discussed the current park projects that have been handled in recent months. The Chiller was installed at the Apple Valley Golf Course and there have been no problems reported with the air conditioning. The Ryan Cambridge Memorial flag pole was completed in October as well.

Mr. Wright informed the Commission of several upcoming projects that are planned, such as the restroom at Thunderbird Park that was approved by council. He stated that it should be up and running after the first of the year. Also, the Mendel Park project, which includes a basketball court, and a 30x30 slab with exercise equipment. Lastly, Mr. Wright informed the Commission that the lighting project for Field 8 was moving forward and should be completed prior to the start of the spring baseball season.

5. CDBG Projects

Ralph Wright, Parks and Recreation Manager, discussed recent projects that he would like to apply for. He stated that he would like to have a further discussion and make some decision on which projects to apply for at the December Commission meeting. The projects included a security camera system at James Woody Community Center, an extended sidewalk around James Woody, replacing the outdated playground at James Woody park, replacing the restroom at James Woody, near the basketball courts, installing a permanent restroom at Mendel park, trying to correct the wash out issue at Corwin park and also installing concrete curbing around the playground at Yucca Loma Park.

Chairman, Patrick Doran stated that he would like to see tennis courts at more of our facilities and Commissioner, Jiles Smith agreed, adding he would also like to see racquet ball courts as well. Mr. Wright discussed the staffing and attendant restraints that make that more difficult but also stated there is a possibility of tennis courts in the future at Civic Center Park.

PARKS AND RECREATION MANAGER'S REPORT

Mr. Wright updated the Commission the departments need for a new Recreation Management Software program. He explained that we currently have a program that will not be supported as of next year and we have had this program for 11 years. He also stated that it will increase our registrations by having online access.

Mr. Wright also informed the Commission of upcoming programs including the Day Camp and discussed the success that we had by changing the Cross Country meet to Horsemen's Center. He advised them of 98 participants this year and the expectation of 150 participants for the 2017 Cross Country Meet.

PARK AND RECREATION COMMISSIONER COMMENTS

Commissioner Jiles Smith commented that he had recently gone to Brewster Park and had a discussion with the Seminoles. He stated that he toured the fields and noticed the significant difference in the front fields as opposed to the back field turf. He was curious why the poor quality of grass that the football team was using. Mr. Wright, advised Commissioner Smith that football does tear up the turf more than soccer due to consistent usage in a lined out area, however the main reason for the poor quality turf is due to the drought. We decreased the water substantially and after we started watering again, the park had 2 line breaks that severely affected the front turf at the park. Mr. Wright has addressed the issue with the Seminoles and will be working on the turf as soon as the user groups are not using the park daily.

SUGGESTED ITEMS FOR FUTURE AGENDAS

Mr. Wright advised the commission that future agenda items will include: Hilltop House update, CDBG list of project applications, Fiscal Year budget update and a CIP Plan.

ADJOURNMENT

Motion by Commissioner Jiles Smith and seconded by Commissioner Valerie Smith and carried by those in attendance to adjourn the meeting at 7:04 pm.

CHAIRPERSON

TOWN CLERK



TOWN OF APPLE VALLEY PARKS AND RECREATION COMMISSION STAFF REPORT

To: Parks and Recreation Commission **Date:** February 2, 2017
From: Ralph Wright
Parks and Recreation Manager **Item No:** 3
Subject: APPROVAL OF PARKS AND RECREATION DEPARTMENT
MONTHLY REPORTS

T.M. Approval: _____ **Budgeted Item:** Yes No N/A

RECOMMENDED ACTION:

Approve the monthly reports for the months of September, October, November and December 2016.

SUMMARY:

Monthly Report for the Parks and Recreation Department highlighting service levels for the months of September, October, November and December in FY 16/17. The monthly report format has been slightly changed as recommended by the Commission. Changes include the addition of the Fiscal Year on the cover, changes to some of the listed data regarding year to date numbers and inclusion of events each year only after they have taken place.

BACKGROUND:

N/A

FISCAL IMPACT:

N/A

Fiscal Year
2016/2017

Upcoming Events:

**Special Apple Dance
October 8, 2016**

Apple Valley Parks & Rec
Special Apple Halloween Dance

Apple Valley Conference Center
14975 Dale Evans Parkway

Agers
5 & up

Saturday
October 8, 2016
6-9pm

Cost
\$5

For more info:
Allrecstats.org
760-940-7888

Prizes will be provided.

Costume Contest, for the Scariest, Most Original and Crowd Favorite. Prizes will be given through the night for games and dance contests! Bring your favorite side dish!

**Adult Basketball
October 9, 2016**

Apple Valley Parks & Rec
Fall Men's Adult Basketball League

James Woody Community Center-Gym
12407 Henry Road
Apple Valley, CA 92308

Agers 18 & Up

Games begin Sunday, October 9
5:00 - 9:00 pm
No games 11/27

Cost
\$35/Season

Registration
Register at Town Hall
Registration deadline is September 22

For more info:
Allrecstats.org
760-940-7888

Dust off those old basketball shoes and sign up your team today!



this issue

- Park and Facility Maintenance **P.1**
- Park and Facility Usage **P.2 / P. 3**
- Sports **P.4**
- Classes and Programs **P.5**
- Healthy Apple Valley **P.6**
- Aquatics **P.7**
- Special Events **P.8**
- Vision 2020Volunteers **P.9**
- User Group **P.10**

Park and Facility Maintenance

Total park acreage maintained: 196 acres • Total facility square footage maintained: 153,267 sq ft

	Monthly		Year-to-Date	
	2015-2016	2016-2017	2015-2016	2016-2017
# of trees PLANTED	2	5	17	5
# of trees REMOVED	0	0	2	4
# of trees TRIMMED	25	34	53	43
Service requests completed by Parks & Facilities	49	35	94	136
Vandalism incidents repaired	0	0	0	3
Graffiti incidents repaired	0	2	0	29
Non Paid Labor Sources	Monthly		Year-to-Date	
	2015-2016	2016-2017	2015-2016	2016-2017
Weekend Workers	378	496	909	1040
Weekday Workers	810	696	2034	2056
Volunteer Workers	0	0	0	0
Other	0	0	0	0
TOTAL non paid labor hours	1188	1192	2943	3096

Park & Facility Projects Completed

- Prepared Civic Center Park for Reverse Triathlon

Monthly Reports are based on a Fiscal Year
7/01/2016-06/30/2017

Park and Facility Usage

2

September 2016

Corwin Park



Picnic Area Usage (scheduled)	# of uses	Monthly		Year-to-Date	
		2015-2016	2016-2017	2015-2016	2016-2017
Corwin Park		5	5	15	8
James Woody Park		2	0	2	0
Mendel Park		1	0	3	6
Sycamore Rocks Park		1	0	1	0
Thunderbird Park		1	0	4	0
Virginia Park		0	0	0	0
TOTAL		10	5	25	14

James Woody Park



Park/Field Usage	# of uses	Monthly		Year-to-Date	
		2015-2016	2016-2017	2015-2016	2016-2017
Lenny Brewster Sports Center		214	310	503	680
Corwin Park		0	19	4	29
James Woody Park		231	261	460	561
Lions Park		23	23	45	51
Mendel Park		22	22	47	51
Norm Schmidt Park		22	22	42	26
Sycamore Rocks Park		50	26	106	85
Thunderbird Park		16	21	35	41
Virginia Park		6	24	22	50
Yucca Loma Park		0	9	4	14
TOTAL		584	737	1268	1588

Horsemen's Center



Horsemen's Center Usage	# of uses	Monthly		Year-to-Date	
		2015-2016	2016-2017	2015-2016	2016-2017
BMX		13	16	38	47
Horseshows		2	2	4	4
Picnics/Camping/Day use		13	18	26	21
TOTAL		28	36	68	72

Civic Center Park



Civic Center Park Usage	# of uses	Monthly		Year-to-Date	
		2015-2016	2016-2017	2015-2016	2016-2017
Aquatic Center		110	87	583	494
Amphitheatre		2	3	8	10
TOTAL		112	90	591	504



Park and Facility Usage

3

September 2016

Highlights

Conference Center



Rose Garden



Apple Valley Golf Course	Monthly		Year-to-Date	
	2015-2016	2016-2017	2015-2016	2016-2017
Total Golf Rounds Played	2345	2413	7417	7908

Town Hall	# of uses	Monthly		Year-to-Date	
		2015-2016	2016-2017	2015-2016	2016-2017
Recreation Center - Room 1		14	8	56	34
Recreation Center - Room 2		32	4	73	25
Recreation Center - Room 3		24	3	46	29
Recreation Center - Room 4		24	3	46	29
Recreation Center - Room 5		18	16	36	59
Full Conference Center		9	7	17	13
Conference Center - North Room		1	7	31	43
Conference Center - South Room		3	7	30	30
Development Services Conf Room 1		20	28	72	78
TOTAL		145	83	418	340

James A. Woody Community Center	# of uses	Monthly		Year-to-Date	
		2015-2016	2016-2017	2015-2016	2016-2017
Auditorium		55	44	144	116
Arts and Crafts Room		39	43	95	135
Kitchen		4	5	10	11
Mini-Gym		29	12	86	45
Gymnasium		36	49	106	128
TOTAL		163	153	441	435

Sports Participation

4

September 2016



Pee Wee Sports	# of Participants	# of Participants	# of Teams	Facility Visits
	Monthly	Year to Date	Year-to-Date	Year To Date
	2016-2017	2016-2017	2016-2017	2016-2017
Pee Wee Basketball - Summer/Winter	0	28	4	112
Adventures in Pee Wee Sports	13	25	n/a	164
Pee Wee Soccer	50	50	6	126
TOTAL	63	103	10	402



Youth Sports	# of Participants	# of Participants	# of Teams	Facility Visits
	Monthly	Year to Date	Year-to-Date	Year To Date
	2016-2017	2016-2017	2016-2017	2016-2017
Youth Basketball -Summer/Winter	0	166	20	1328
Hot Shots Basketball	0	29	4	58
TOTAL	0	195	24	1386



Adult Sports	# of Participants	# of Participants	# of Teams	Facility Visits
	Monthly	Year to Date	Year-to-Date	Year To Date
	2016-2017	2016-2017	2016-2017	2016-2017
Adult Softball	160	272	10	1,264
Adult Basketball	0	88	8	704
TOTAL	160	360	18	1968



n/a - Figures not applicable min - Minimum participation not met NO - Not offered

Classes and Programs Participation

5

September 2016

Classes/Programs	# of Participants		Facility Visits
	Monthly	Year to Date	Year To Date
	2016-2017	2016-2017	2016-2017
Adult Programs/Classes	163	374	2004
Youth Programs/Classes	212	465	2630
Day Camp	0	299	1196
Open Gym	296	799	799
Therapeutic Recreation	27	45	45
TOTAL	698	1982	6674

ASAP~ After School Program	# of Participants		Facility Visits
	Monthly	Year to Date	Year To Date
	2016-2017	2016-2017	2016-2017
Rio Vista Elementary School	135	305	1525
AAE—Lewis Center	225	525	2625
Sitting Bull Academy (K-4)	124	277	1385
Sitting Bull Academy (5-8)	68	154	770
Vanguard Preparatory (K-4)	109	254	1270
Vanguard Preparatory (5-8)	66	149	745
TOTAL	727	1664	8320

BE ACTIVE



EAT SMART



LIVE BETTER



Healthy Apple Valley

6

September 2016

The Town of Apple Valley has a Healthy Apple Valley Coalition consisting of representatives from public and private entities and businesses as well as residents within the community. This coalition supports the Healthy Apple Valley mission of improving the health and well-being of our residents through the promotion of healthy eating, education, cooking programs and physical activity.

Classes/Programs

	# of Participants Monthly 2016-2017	# of Participants Year-to-Date 2016-2017	Facility Visits Year to Date Year-to-Date 2016-2017
--	---	--	--

Healthy Apple Valley

Vantastic	0	235	235
-----------	---	-----	-----

Special Events

Giving the Gift of Sight(Signed in)	386	386	386
-------------------------------------	-----	-----	-----

Poke-thon Event	320	320	320
-----------------	-----	-----	-----

Total:	706	941	941
---------------	------------	------------	------------





Aquatics

7

September 2016

Program Highlights



Open Recreation Swim



Junior Lifeguard



Swim Lessons

	Monthly Registered	Monthly Visits	Year to Date Registered	Yearly Visits
	2016-2017	2016-2017	2016-2017	2016-2017
100 Mile Swim Club:	27	432	78	1248
AV Swim Club:	43	860	121	2420
Jr. Lifeguard Training:			0	0
Lifeguard Training:			0	0
Pool Special Events				
BBQ's:			4	4
Cardboard Boat Regatta:			92	92
Dive-In Movies:			108	108
Overnight Pool Party:			153	153
Water Festival/ Summer Send off:			3	3
Swim Lessons-General:			545	5426
Swim Lessons- Private:	22	220	132	1320
Swim Lessons-Semi-Private:			63	630
Water Aerobics—Aqua Fitness:	16	192	52	624
Water Aerobics—Aqua ZUMBA:			48	384
Water Aerobics—Splash Dance	20	240	62	744
Water Aerobics—Drop In:	34	34	210	210
Lap Swim—Evenings:			154	154
Lap Swim—Lunchtime:	140	140	294	294
Lap Swim—Morning:	295	295	894	894
Public Swim—Afternoon:			7820	7820
Public Swim—Evening:			1786	1786
Water Polo (Town Program):			24	240
Water Polo - Practice (AVUSD):	45	990	80	1095
Water Polo - Games (AVUSD):	155	465	155	465
Pool Rentals:			0	0
TOTAL	797	3868	12878	26114

Program Highlights

On September 24th we held our annual Reverse Triathlon at Civic Center Park. We had a total of 468 athletes registered from all over the West Coast (and even a few from Virginia! These athletes completed a 5K, 12 mile bike ride, and a 150 yard swim before crossing the finish line. We had a total of 618 at the event.



Special Events Participation

8

September 2016

Special Events	Year-to-Date		
	# Participants /Attendees	2015-2016	2016-2017
Firecracker Run		224	348
Freedom Festival		14500	12000
Movie Night in the Park		400	500
Concerts in the Park		8000	6000
Toddler Olympics		15	19
Concerts in the Courtyard		750	750
Community Clean-up Day		600	800
Reverse Triathlon		373	618
Total		24862	21035





Photo of Teen Zone members with prior Coordinator, Alicia Dannelley.

	# of Volunteers Monthly 2016-2017	# of Volunteers Year-to-Date 2016-2017	# of Hours Year-to-Date 2016-2017
Volunteers/Volunteers	47	124	705.5
Coaches	22	22	422
TOTAL	69	146	1127.5

TOWN OF
APPLE VALLEY

VISION 2020
STRATEGIC PLAN

MAY 2009

In April 2012, the Town Council and staff participated in a workshop with Flint Strategies to review our progress on Vision 2020 and revisit the goals of the document in light of the current economic climate. The Town Council approved the revisions to Vision 2020 on September 25, 2012.

Below are the revisions to Goal #5 Ample Parkland and Diverse Recreational Opportunities. Changes were made to section 5.1 to signify that the goal is to “maintain” current facilities and programs instead of the previous goal of expanding. Section 5.5 was removed because of the Master Plan Update.

GOAL #5	AMPLE PARKLAND AND DIVERSE RECREATIONAL OPPORTUNITIES⁸
<i>Objectives: Maintain the Town’s network of parkland and recreational opportunities.</i>	
5.1	Maintain youth, senior and equestrian recreation programs. ⁹
5.2	Identify and secure funding sources for parks and recreation facilities and programs.
5.3	Partner with other public and private organizations to provide park and recreation facilities and programs.
5.4	Develop Apple Valley County Club as a self-sustaining facility.



User Group Participation 10

September 2016

	Year-to-Date # of Participants 2016-2017	Monthly Facility Visits 2016-2017	Year-to-Date Facility Visits 2016-2017
Youth Baseball	790	6240	8920
Youth Football	339	4068	9248
Youth Soccer	1706	14472	20120

User Group Usage	Reserved Uses Monthly 2016-2017	Reserved Uses Year To Date 2016-2017
Youth Baseball	380	635
Youth Football	72	312
Youth Soccer	312	523
TOTAL	764	1470



Fiscal Year
2016 / 2017

Upcoming Events

Turkey Run
November 19, 2016



Gingerbread Build
December 14, 2016

Apple Valley Parks & Rec
Fall 2016
Gingerbread House Build

Town Hall Recreation Center
14551 Dale Evans Parkway

All Ages
Wednesday, December 14, 2016

Cost
\$16 for up to 4 people. Each additional person is \$4. 4 people max per house.

You Must pre-register by 12/7

For more info:
Allrecreation.org
760-246-7880

Grab your friends and family for an evening of Christmas spirit!

Town of Apple Valley
Parks & Recreation Dept.
14551 Dale Evans Parkway
Apple Valley, CA 92307
760-246-7880

Allrecreation.org | Facebook | Allrecreation



this issue

- Park and Facility Maintenance **P.1**
- Park and Facility Usage **P.2/3**
- Sports **P.4**
- Classes and Programs **P.5**
- Healthy Apple Valley **P.6**
- Aquatics **P.7**
- Special Events **P.8**
- Volunteers-Vision 2020 **P.9**
- User Group **P.10**

Park and Facility Maintenance

Total park acreage maintained: 196 acres • Total facility square footage maintained: 153,267 sq ft

	Monthly		Year-to-Date	
	2015-2016	2016-2017	2015-2016	2016-2017
# of trees PLANTED	0	0	17	5
# of trees REMOVED	0	0	2	4
# of trees TRIMMED	25	14	78	57
Service requests completed by Parks & Facilities	34	30	128	166
Vandalism incidents repaired	0	0	0	3
Graffiti incidents repaired	1	1	1	30

Non Paid Labor Sources	Monthly		Year-to-Date	
	2015-2016	2016-2017	2015-2016	2016-2017
Weekend Workers	520	416	1429	1456
Weekday Workers	328	624	2362	2680
Volunteer Workers	0	0	0	0
Other	0	0	0	0
TOTAL non paid labor hours	848	1040	3791	4136

Park & Facility Projects Completed

- Prepared Brewster Park for Chili Cook off


Monthly Reports are based on Fiscal year
07/01/2016-06/30/2017

Park and Facility Usage

2

October 2016

Corwin Park



Picnic Area Usage (scheduled)	# of uses	Monthly		Year-to-Date	
		2015-2016	2016-2017	2015-2016	2016-2017
Corwin Park		6	2	21	10
James Woody Park		1	2	3	2
Mendel Park		0	0	3	6
Sycamore Rocks Park		0	0	1	0
Thunderbird Park		0	0	4	0
Virginia Park		0	0	0	0
TOTAL		7	4	32	18



James Woody Park

Park/Field Usage	# of uses	Monthly		Year-to-Date	
		2015-2016	2016-2017	2015-2016	2016-2017
Lenny Brewster Sports Center		253	307	756	987
Corwin Park		0	23	4	52
James Woody Park		243	279	703	840
Lions Park		22	21	67	72
Mendel Park		22	21	67	72
Norm Schmidt Park		22	21	69	47
Sycamore Rocks Park		52	42	64	127
Thunderbird Park		20	23	55	64
Virginia Park		8	24	30	74
Yucca Loma Park		0	9	4	23
TOTAL		642	770	1910	2358



Horsemen's Center

Horsemen's Center Usage	# of uses	Monthly		Year-to-Date	
		2015-2016	2016-2017	2015-2016	2016-2017
BMX		14	14	52	61
Horseshows		0	0	4	4
Picnics/Camping/Day use		12	15	38	36
TOTAL		26	29	94	101



Civic Center Park

Civic Center Park Usage	# of uses	Monthly		Year-to-Date	
		2015-2016	2016-2017	2015-2016	2016-2017
Aquatic Center		111	84	694	578
Amphitheatre		1	1	9	11
TOTAL		112	85	703	589





Park and Facility Usage

3

October 2016


Auditorium



Conference Center



Recreation Center



Apple Valley Golf Course	Monthly		Year-to-Date	
	2015-2016	2016-2017	2015-2016	2016-2017
Total Golf Rounds Played	2557	2623	9974	10531

Town Hall	# of uses	Monthly		Year-to-Date	
		2015-2016	2016-2017	2015-2016	2016-2017
Recreation Center - Room 1		15	9	71	43
Recreation Center - Room 2		32	8	105	33
Recreation Center - Room 3		29	3	75	32
Recreation Center - Room 4		29	3	75	32
Recreation Center - Room 5		15	13	51	72
Full Conference Center		9	4	26	17
Conference Center - North Room		7	11	38	54
Conference Center - South Room		11	13	41	43
Development Services Conf Room 1		23	31	95	109
TOTAL		170	95	577	435

James A. Woody Community Center	# of uses	Monthly		Year-to-Date	
		2015-2016	2016-2017	2015-2016	2016-2017
Auditorium		49	43	193	159
Arts and Crafts Room		35	32	130	167
Kitchen		4	5	14	16
Mini-Gym		32	18	118	63
Gymnasium		46	42	152	170
TOTAL		166	140	607	575

Sports Participation

4

October 2016



Pee Wee Sports	# of Participants	# of Participants	# of Teams	Facility Visits
	Monthly	Year to Date	Year-to-Date	Year To Date
	2016-2017	2016-2017	2016-2017	2016-2017
Pee Wee Basketball - Summer/Winter	0	28	4	112
Adventures in Pee Wee Sports	13	38	n/a	216
Pee Wee Soccer	50	126	6	126
TOTAL	63	192	10	353



Youth Sports	# of Participants	# of Participants	# of Teams	Facility Visits
	Monthly	Year to Date	Year-to-Date	Year To Date
	2016-2017	2016-2017	2016-2017	2016-2017
Youth Basketball - Summer/Winter	0	166	20	1328
Hot Shots Basketball	0	29	4	58
TOTAL	0	195	24	1386



Adult Sports	# of Participants	# of Participants	# of Teams	Facility Visits
	Monthly	Year to Date	Year-to-Date	Year To Date
	2016-2017	2016-2017	2016-2017	2016-2017
Adult Softball	160	272	10	1744
Adult Basketball	72	160	14	992
TOTAL	232	432	24	2736





Classes and Programs Participation

5

October 2016

Day Camp
Game show
style!!!!

Day Camp was held during our Fall break in October. We had a total of 25 kids that participated in the week long camp.

Classes/Programs	# of Participants	# of Participants	Facility Visits
	Monthly	Year to Date	Year To Date
	2016-2017	2016-2017	2016-2017
Adult Programs/Classes	98	472	2396
Youth Programs/Classes	139	604	3186
Day Camp	25	324	1321
Open Gym	349	1148	1148
Therapeutic Recreation	48	93	93
TOTAL	659	2641	8144



ASAP~ After School Program	# of Participants	# of Participants	Facility Visits
	Monthly	Year to Date	Year To Date
	2016-2017	2016-2017	2016-2017
Rio Vista Elementary School	125	430	2150
AAE—Lewis Center	165	690	3450
Sitting Bull Academy (K-4)	122	399	1995
Sitting Bull Academy (5-8)	66	210	1100
Vanguard Preparatory (K-4)	109	363	1815
Vanguard Preparatory (5-8)	65	214	1070
TOTAL	652	2306	11580

BE ACTIVE



Healthy Apple Valley

6

October 2016

The Town of Apple Valley has a Healthy Apple Valley Coalition consisting of representatives from public and private entities and businesses as well as residents within the community. This coalition supports the Healthy Apple Valley mission of improving the health and well-being of our residents through the promotion of healthy eating, education, cooking programs and physical activity.

EAT SMART



Classes/Programs

Classes/Programs	# of Participants	# of Participants	Facility Visits
	Monthly 2016-2017	Year-to-Date 2016-2017	Year-to-Date 2016-2017

Healthy Apple Valley

Vantastic	0	235	235
-----------	---	-----	-----

Special Events

Giving the Gift of Sight(Signed in)	0	386	386
-------------------------------------	---	-----	-----

Poke-thon Event	0	320	320
-----------------	---	-----	-----

Total: 0 941 941

LIVE BETTER





Aquatics Participation

7

October 2016



Open Recreation Swim

	Monthly Registered	Monthly Visits	Year to Date Registered	Yearly Visits
	2016-2017	2016-2017	2016-2017	2016-2017
100 Mile Swim Club:	27	432	105	1680
AV Swim Club:	32	640	153	3060
Jr. Lifeguard Training:			0	0
Lifeguard Training:			0	0
Pool Special Events				
BBQ's:			4	4
Cardboard Boat Regatta:			92	92
Dive-In Movies:			108	108
Overnight Pool Party:			153	153
Water Festival/ Summer Send off:			3	3
Swim Lessons-General:			545	5426
Swim Lessons- Private:	6	60	138	1360
Swim Lessons-Semi-Private:			63	630
Water Aerobics—Aqua Fitness:	8	96	60	720
Water Aerobics—Aqua ZUMBA:			48	384
Water Aerobics—Splash Dance	17	204	79	948
Water Aerobics—Drop In:	21	21	231	231
Lap Swim—Evenings:			154	154
Lap Swim—Lunchtime:	84	84	378	378
Lap Swim—Morning:	255	255	1149	1149
Public Swim—Afternoon:			7820	7820
Public Swim—Evening:			1786	1786
Water Polo (Town Program):			24	240
Water Polo - Practice (AVUSD):	45	945	125	2040
Water Polo - Games (AVUSD):	155	620	310	1065
Pool Rentals:			0	0
TOTAL	650	3357	13528	29471



Junior Lifeguard



Swim Lessons

Program Highlights

Town of Apple Valley 3rd Annual Cross Country Meet!

Our 3rd Annual Cross Country Meet was a success! Weather was great and we had volunteers out in force. We ended up with a total of 90 participants and a total of 201 with attendees. Can't wait for next year!



Special Events Participation

8

October 2016

Special Events	Year-to-Date		
	# Participants/Attendees	2015-2016	2016-2017
Firecracker Run		224	348
Freedom Festival		14500	12000
Movie Night in the Park		400	500
Concerts in the Park		8000	6000
Toddler Olympics		15	19
Concerts in the Courtyard		750	750
Community Clean-up Day		600	800
Reverse Triathlon		373	618
Cross Country Meet		55	201
Happy Trails Chili Cook Off		2500	3000
Total		27417	24236





Volunteers

9

October 2016

(Left) Teen Zone members work on stuffing bags to donate to the Victor Valley Rescue Mission.

	# of Volunteers Monthly 2016-2017	# of Volunteers Year-to-Date 2016-2017	# of Hours Year-to-Date 2016-2017
Volunteens/Volunteers	47	171	774.5
Coaches	22	44	844
TOTAL	69	215	1618.5

TOWN OF APPLE VALLEY



In April 2012, the Town Council and staff participated in a workshop with Flint Strategies to review our progress on Vision 2020 and revisit the goals of the document in light of the current economic climate. The Town Council approved the revisions to Vision 2020 on September 25, 2012.

Below are the revisions to Goal #5 Ample Parkland and Diverse Recreational Opportunities. Changes were made to section 5.1 to signify that the goal is to “maintain” current facilities and programs instead of the previous goal of expanding. Section 5.5 was removed because of the Master Plan Update.

GOAL #5	AMPLE PARKLAND AND DIVERSE RECREATIONAL OPPORTUNITIES⁸
<i>Objectives: Maintain the Town’s network of parkland and recreational opportunities.</i>	
5.1	Maintain youth, senior and equestrian recreation programs. ⁹
5.2	Identify and secure funding sources for parks and recreation facilities and programs.
5.3	Partner with other public and private organizations to provide park and recreation facilities and programs.
5.4	Develop Apple Valley County Club as a self-sustaining facility.



VISION 2020 STRATEGIC PLAN

MAY 2009



User Group Participation

10

October 2016

	Year-to-Date # of Participants 2016-2017	Monthly Facility Visits 2016-2017	Year-to-Date Facility Visits 2016-2017
Youth Baseball	790	6240	15160
Youth Football	339	1356	13316
Youth Soccer	1706	14472	34592

User Group Usage	Reserved Uses Monthly 2016-2017	Reserved Uses Year To Date 2016-2017
Youth Baseball	380	1015
Youth Football	72	384
Youth Soccer	312	832
TOTAL	764	2231



Fiscal Year
2016 / 2017

Upcoming Events

Apple Valley's Most Talented Kid

December 2, 2016

Apple Valley Parks & Rec
Apple Valleys Most Talented Kid!

James Woody Community Center Auditorium
Ages 7-18
Friday December 2nd 6:30-9:00 pm
Cost: \$24 Participant (Deadline 11/22) \$14 Entrance
For more info: Allrec@avvalley.org 760-240-7888

Join us for a night filled with singing, dancing, fun and old-fashioned root beer floats!

Gingerbread Build

December 14, 2016

Apple Valley Parks & Rec
Gingerbread House Build

Town Hall Recreation Center
14053 Oak Escape Parkway
All Ages
Wednesday, December 14, 2016
Cost: \$16 for up to 4 people. Each additional person \$5.4. 4 people max per house.
You Must pre-register by 12/7
For more info: Allrec@avvalley.org 760-240-7888

Grab your friends and family for an evening of Christmas spirit!



this issue

- Park and Facility Maintenance **P.1**
- Park and Facility Usage **P.2 / 3**
- Sports **P.4**
- Classes and Programs **P.5**
- Healthy Apple Valley **P.6**
- Aquatics **P.7**
- Special Events **P.8**
- Volunteers/ Vision 2020 **P.9**
- User Group Participation **P.10**

Park and Facility Maintenance

Total park acreage maintained: 196 acres • Total facility square footage maintained: 153,267 sq ft

	Monthly		Year-to-Date	
	2015-2016	2016-2017	2015-2016	2016-2017
# of trees PLANTED	0	1	17	6
# of trees REMOVED	0	1	2	5
# of trees TRIMMED	16	52	94	109
Service requests completed by Parks & Facilities	37	40	165	206
Vandalism incidents repaired	0	1	0	4
Graffiti incidents repaired	0	7	1	37

Non Paid Labor Sources	Monthly		Year-to-Date	
	2015-2016	2016-2017	2015-2016	2016-2017
Weekend Workers	368	328	1797	1784
Weekday Workers	408	672	2770	3352
Volunteer Workers	0	0	0	0
Other	0	0	0	0
TOTAL non paid labor hours	776	1000	4567	5136

Park & Facility Projects Completed

- Poured concrete slab at Mendel Park
- Installed Basketball standard at Mendel Park

Monthly Reports are based on a Fiscal Year

07/01/2016-06/30/2017

Park and Facility Usage

2

November 2016

Corwin Park



Picnic Area Usage (scheduled)	# of uses	Monthly		Year-to-Date	
		2015-2016	2016-2017	2015-2016	2016-2017
Corwin Park		3	5	24	15
James Woody Park		0	0	3	2
Mendel Park		0	0	3	6
Sycamore Rocks Park		0	0	1	0
Thunderbird Park		0	0	4	0
Virginia Park		0	0	0	0
TOTAL		3	5	35	23

James Woody Park



Park/Field Usage	# of uses	Monthly		Year-to-Date	
		2015-2016	2016-2017	2015-2016	2016-2017
Lenny Brewster Sports Center		140	271	896	1258
Corwin Park		0	6	4	58
James Woody Park		3	141	706	981
Lions Park		4	3	71	75
Mendel Park		15	16	82	88
Norm Schmidt Park		0	3	69	50
Sycamore Rocks Park		8	2	72	129
Thunderbird Park		0	11	55	75
Virginia Park		8	14	38	88
Yucca Loma Park		0	3	4	26
TOTAL		178	470	1997	2828

Horsemen's Center



Horsemen's Center Usage	# of uses	Monthly		Year-to-Date	
		2015-2016	2016-2017	2015-2016	2016-2017
BMX		13	14	65	75
Horseshows		0	0	4	4
Picnics/Camping/Day use		6	24	44	60
TOTAL		19	38	113	139

Civic Center Park



Civic Center Park Usage	# of uses	Monthly		Year-to-Date	
		2015-2016	2016-2017	2015-2016	2016-2017
Aquatic Center		99	71	793	649
Amphitheatre		0	0	9	11
TOTAL		99	71	802	660

Park and Facility Usage

3

November 2016



Apple Valley Golf Course	Monthly		Year-to-Date	
	2015-2016	2016-2017	2015-2016	2016-2017
Total Golf Rounds Played	1916	2173	11890	12704

Town Hall	# of uses	Monthly		Year-to-Date	
		2015-2016	2016-2017	2015-2016	2016-2017
Recreation Center - Room 1	15	5	86	48	
Recreation Center - Room 2	31	2	136	35	
Recreation Center - Room 3	24	1	99	33	
Recreation Center - Room 4	24	1	99	33	
Recreation Center - Room 5	17	19	68	91	
Full Conference Center	6	6	32	23	
Conference Center - North Room	0	13	38	67	
Conference Center - South Room	5	8	46	51	
Development Services Conf Room 1	18	32	113	141	
TOTAL	140	87	717	522	

James A. Woody Community Center	# of uses	Monthly		Year-to-Date	
		2015-2016	2016-2017	2015-2016	2016-2017
Auditorium	50	45	243	204	
Arts and Crafts Room	31	33	161	200	
Kitchen	7	5	21	21	
Mini-Gym	26	18	144	81	
Gymnasium	43	40	195	210	
TOTAL	157	141	764	716	

Sports Participation

4

November 2016



Pee Wee Sports	# of Participants	# of Participants	# of Teams	Facility Visits
	Monthly 2016-2017	Year to Date 2016-2017	Year-to-Date 2016-2017	Year To Date 2016-2017
Pee Wee Basketball - Summer/Winter	0	28	4	112
Adventures in Pee Wee Sports	13	51	n/a	242
Pee Wee Soccer	0	126	6	126
TOTAL	13	177	6	258



Youth Sports	# of Participants	# of Participants	# of Teams	Facility Visits
	Monthly 2016-2017	Year to Date 2016-2017	Year-to-Date 2016-2017	Year To Date 2016-2017
Youth Basketball - Summer/Winter	0	166	20	1328
Hot Shots Basketball	0	29	4	58
TOTAL	0	195	24	1386



Adult Sports	# of Participants	# of Participants	# of Teams	Facility Visits
	Monthly 2016-2017	Year to Date 2016-2017	Year-to-Date 2016-2017	Year To Date 2016-2017
Adult Softball	160	272	10	2224
Adult Basketball	72	232	6	1208
TOTAL	232	504	16	3432





Classes and Programs Participation

5

November 2016

Classes/Programs	# of Participants	# of Participants	Facility Visits
	Monthly	Year to Date	Year To Date
	2016-2017	2016-2017	2016-2017
Adult Programs/Classes	83	555	2728
Youth Programs/Classes	178	782	3898
Day Camp	0	324	1321
Open Gym	314	1462	1462
Therapeutic Recreation	0	93	93
TOTAL	575	3216	9502



After School Program	# of Participants	# of Participants	Facility Visits
	Monthly	Year to Date	Year To Date
	2016-2017	2016-2017	2016-2017
Rio Vista Elementary School	80	510	2550
AAE- Lewis Center	213	903	4515
Sitting Bull Academy (K-4)	88	487	2435
Sitting Bull Academy (5-8)	45	255	1325
Vanguard Preparatory (K-4)	85	448	2240
Vanguard Preparatory (5-8)	49	263	1295
TOTAL	560	2866	14360

BE ACTIVE



Healthy Apple Valley

6

November 2016

The Town of Apple Valley has a Healthy Apple Valley Coalition consisting of representatives from public and private entities and businesses as well as residents within the community. This coalition supports the Healthy Apple Valley mission of improving the health and well-being of our residents through the promotion of healthy eating, education, cooking programs and physical activity.

EAT SMART



Classes/Programs

Classes/Programs	# of Participants	# of Participants	Facility Visits
	Monthly 2016-2017	Year-to-Date 2016-2017	Year to Date 2016-2017

Healthy Apple Valley

Vantastic	0	235	235
-----------	---	-----	-----

Special Events

Giving the Gift of Sight	0	386	386
--------------------------	---	-----	-----

(Signed in)

Poke-thon Event	0	320	320
-----------------	---	-----	-----

Total:	0	941	941
---------------	----------	------------	------------

LIVE BETTER





Aquatics Participation

7

November 2016



Open Recreation Swim



Junior Lifeguard



Swim Lessons

	Monthly Registered	Monthly Visits	Year to Date Registered	Yearly Visits
	2016-2017	2016-2017	2016-2017	2016-2017
100 Mile Swim Club:	27	432	132	2112
AV Swim Club:	30	600	183	3660
Jr. Lifeguard Training:			0	0
Lifeguard Training:			0	0
Pool Special Events				
BBQ's:			4	4
Cardboard Boat Regatta:			92	92
Dive-In Movies:			108	108
Overnight Pool Party:			153	153
Water Festival/ Summer Send off:			3	3
Swim Lessons-General:			545	5426
Swim Lessons- Private:	10	100	148	1480
Swim Lessons-Semi-Private:			63	630
Water Aerobics—Aqua Fitness:			60	720
Water Aerobics—Aqua ZUMBA:			48	384
Water Aerobics—Splash Dance	16	192	95	1140
Water Aerobics—Drop In:	4	4	1420	1420
Lap Swim—Evenings:			154	154
Lap Swim—Lunchtime:	60	60	438	438
Lap Swim—Morning:	271	271	1420	1420
Public Swim—Afternoon:			7820	7820
Public Swim—Evening:			1786	1786
Water Polo (Town Program):			24	240
Water Polo - Practice (AVUSD):	45	1125	170	3165
Water Polo - Games (AVUSD):	0	0	310	1085
Pool Rentals:			0	0
TOTAL	463	2784	13991	32255

Program Highlights

Our Turkey Run was a success this year! We had almost 400 people come out to the event and are expecting event more in 2017.



Special Events Participation

8

November 2016

Special Events	Year-to-Date		
	# Participants/Attendees	2015-2016	2016-2017
Firecracker Run		224	348
Freedom Festival		14500	12000
Movie Night in the Park		400	500
Concerts in the Park		8000	6000
Toddler Olympics		15	19
Concerts in the Courtyard		750	750
Community Clean-up Day		600	800
Reverse Triathlon		373	618
Cross Country Meet		55	201
Happy Trails Chili Cook Off		2500	3000
Holiday Craft Fair		1200	1500
Turkey Run		275	384
Total		28892	26120



2016 Turkey Run participants





Volunteers 9

November 2016

(Left) This is one of our volunteers, Jasmine, helping out at the Turkey Run.

	# of Volunteers Monthly 2016-2017	# of Volunteers Year-to-Date 2016-2017	# of Hours Year-to-Date 2016-2017
Volunteens/Volunteers	22	193	873.5
Coaches	0	44	844
TOTAL	22	237	1717.5

TOWN OF APPLE VALLEY




In April 2012, the Town Council and staff participated in a workshop with Flint Strategies to review our progress on Vision 2020 and revisit the goals of the document in light of the current economic climate. The Town Council approved the revisions to Vision 2020 on September 25, 2012.

Below are the revisions to Goal #5 Ample Parkland and Diverse Recreational Opportunities. Changes were made to section 5.1 to signify that the goal is to “maintain” current facilities and programs instead of the previous goal of expanding. Section 5.5 was removed because of the Master Plan Update.

GOAL #5 AMPLE PARKLAND AND DIVERSE RECREATIONAL OPPORTUNITIES⁸

Objectives: Maintain the Town’s network of parkland and recreational opportunities.

- 5.1 Maintain youth, senior and equestrian recreation programs.⁹
- 5.2 Identify and secure funding sources for parks and recreation facilities and programs.
- 5.3 Partner with other public and private organizations to provide park and recreation facilities and programs.
- 5.4 Develop Apple Valley County Club as a self-sustaining facility.



VISION 2020 STRATEGIC PLAN

MAY 2009



User Group Participation

10

November 2016

	Year-to-Date # of Participants 2016-2017	Monthly Facility Visits 2016-2017	Year to Date Facility Visits 2016-2017
Youth Baseball	790	8400	23560
Youth Football	339	4068	17384
Youth Soccer	1706	13740	48332

User Group Usage	Reserved Uses Monthly 2016-2017	Reserved Uses Year To Date 2016-2017
Youth Baseball	160	1175
Youth Football	72	456
Youth Soccer	200	1035
TOTAL	432	2666



Fiscal Year
2016 / 2017

Upcoming Events

Special Apples Craft Day
January 14, 2017



this issue

- Park and Facility Maintenance **P.1**
- Park and Facility Usage **P.2 / 3**
- Sports **P.4**
- Classes and Programs **P.5**
- Healthy Apple Valley **P.6**
- Aquatics **P.7**
- Special Events **P.8**
- Volunteers/ Vision 2020 **P.9**
- User Group Participation **P.10**

Apple Valley Parks & Rec Winter/Spring 2017

Special Apples Craft Day

Town Hall Recreation Center
14955 Dale Evans Parkway
Apple Valley, CA 92307

Age: 5 & up

Saturday, January 14,
4:00-6:00pm
Sunday, May 13,
4:00-6:00pm

Cost: \$5

For more info:
@townhall.org
760-240-7800

Looking for an outing this month? How about joining us for socialization and crafts? All crafts are entry level and will be fun for everyone!

Apple Valley Parks & Rec
Town of Apple Valley
Parks & Recreation Dept.
14955 Dale Evans Parkway
Apple Valley, CA 92307
(760) 240-7800

#townhallorg #AVRecreation

Park and Facility Maintenance

Total park acreage maintained: 196 acres • Total facility square footage maintained: 153,267 sq ft

	Monthly		Year-to-Date	
	2015-2016	2016-2017	2015-2016	2016-2017
# of trees PLANTED	0	0	17	6
# of trees REMOVED	0	1	2	6
# of trees TRIMMED	16	8	110	117
Service requests completed by Parks & Facilities	52	36	217	242
Vandalism incidents repaired	0	0	0	4
Graffiti incidents repaired	0	8	1	45

Non Paid Labor Sources	Monthly		Year-to-Date	
	2015-2016	2016-2017	2015-2016	2016-2017
Weekend Workers	192	280	1989	2064
Weekday Workers	1064	440	3834	3792
Volunteer Workers	0	0	0	0
Other	0	0	0	0
TOTAL non paid labor hours	1256	720	5823	5856

Park & Facility Projects Completed

- Put up Christmas tree and decoration at Town Hall
- Resurfaced wood floors in the Auditorium

Monthly Reports are based on a Fiscal Year
7/01/2016—06/30/2017

Soul Line Dancing

01/3/2017-1/26/2017

Apple Valley Parks & Rec Winter/Spring 2017

Soul Line Dancing

James Woody Community Center Arts & Crafts Room
11467 Noyes Road
Apple Valley, CA 92308

Age: 18 & up

Tuesday's
11:00 am-12:00 pm
Thursday's
6:00 pm-7:00 pm

Cost: \$20/1 class a week
\$14/2 classes a week

For more info:
@townhall.org
760-240-7800

Dance your way into a new level of fitness with country line dance's urban cousin. The super simple, low impact choreography is made to order for beginners. Great music + Great people = Great Fun!

Apple Valley Parks & Rec
Town of Apple Valley
Parks & Recreation Dept.
14955 Dale Evans Parkway
Apple Valley, CA 92307
(760) 240-7800

#townhallorg #AVRecreation

Park and Facility Usage

2

December 2016

Corwin Park



Picnic Area Usage (scheduled)	# of uses	Monthly		Year-to-Date	
		2015-2016	2016-2017	2015-2016	2016-2017
Corwin Park		0	1	24	16
James Woody Park		0	0	3	2
Mendel Park		0	0	3	6
Sycamore Rocks Park		0	0	1	0
Thunderbird Park		0	0	4	0
Virginia Park		4	0	4	0
TOTAL		4	1	39	24



James Woody Park

Park/Field Usage	# of uses	Monthly		Year-to-Date	
		2015-2016	2016-2017	2015-2016	2016-2017
Lenny Brewster Sports Center		112	126	1008	1384
Corwin Park		0	0	4	58
James Woody Park		34	36	740	1017
Lions Park		0	0	71	75
Mendel Park		6	4	88	92
Norm Schmidt Park		0	0	69	50
Sycamore Rocks Park		6	5	78	134
Thunderbird Park		0	3	55	78
Virginia Park		4	6	42	94
Yucca Loma Park		0	0	26	26
TOTAL		162	180	2181	3008



Horsemen's Center

Horsemen's Center Usage	# of uses	Monthly		Year-to-Date	
		2015-2016	2016-2017	2015-2016	2016-2017
BMX		13	15	78	90
Horseshows		0	0	4	4
Picnics/Camping/Day use		0	0	44	60
TOTAL		13	15	126	154



Civic Center Park

Civic Center Park Usage	# of uses	Monthly		Year-to-Date	
		2015-2016	2016-2017	2015-2016	2016-2017
Aquatic Center		69	34	862	683
Amphitheatre		0	0	9	11
TOTAL		69	34	871	694





Park and Facility Usage

3

December 2016



Apple Valley Golf Course	Monthly		Year-to-Date	
	2015-2016	2016-2017	2015-2016	2016-2017
Total Golf Rounds Played	1628	1900	13518	14604

Town Hall	# of uses	Monthly		Year-to-Date	
		2015-2016	2016-2017	2015-2016	2016-2017
Recreation Center - Room 1		14	12	100	60
Recreation Center - Room 2		28	10	164	45
Recreation Center - Room 3		22	1	121	34
Recreation Center - Room 4		22	1	121	34
Recreation Center - Room 5		13	14	81	105
Full Conference Center		15	3	47	26
Conference Center - North Room		5	8	43	75
Conference Center - South Room		8	9	54	60
Development Services Conf Room 1		16	24	129	165
TOTAL		143	85	860	604

James A. Woody Community Center	# of uses	Monthly		Year-to-Date	
		2015-2016	2016-2017	2015-2016	2016-2017
Auditorium		44	22	287	226
Arts and Crafts Room		36	28	197	228
Kitchen		8	4	29	25
Mini-Gym		21	11	165	92
Gymnasium		38	33	233	243
TOTAL		147	98	911	814

Sports Participation

4

December 2016



Pee Wee Sports	# of Participants	# of Participants	# of Teams	Facility Visits
	Monthly	Year to Date	Year-to-Date	Year To Date
	2016-2017	2016-2017	2016-2017	2016-2017
Pee Wee Basketball - Summer/Winter	37	65	8	260
Adventures in Pee Wee Sports	0	51	n/a	242
Pee Wee Soccer	0	126	6	126
TOTAL	37	242	14	628



Youth Sports	# of Participants	# of Participants	# of Teams	Facility Visits
	Monthly	Year to Date	Year-to-Date	Year To Date
	2016-2017	2016-2017	2016-2017	2016-2017
Youth Basketball - Summer/Winter	339	505	60	2006
Hot Shots Basketball	56	85	10	170
TOTAL	395	590	70	2176

Adult Sports	# of Participants	# of Participants	# of Teams	Facility Visits
	Monthly	Year to Date	Year-to-Date	Year To Date
	2016-2017	2016-2017	2016-2017	2016-2017
Adult Softball	160	272	10	2384
Adult Basketball	72	304	6	1352
TOTAL	232	574	16	3736





Classes and Programs Participation

5

December 2016

Classes/Programs	# of Participants	# of Participants	Facility Visits
	Monthly	Year to Date	Year To Date
	2016-2017	2016-2017	2016-2017
Adult Programs/Classes	76	631	3359
Youth Programs/Classes	149	931	4494
Day Camp	58	382	1611
Open Gym	174	1636	1636
Therapeutic Recreation	0	93	93
TOTAL	457	3673	11193



This is one of our Day Camp participants showing off the pizza she made.

After School Program	# of Participants	# of Participants	Facility Visits
	Monthly	Year to Date	Year To Date
	2016-2017	2016-2017	2016-2017
Rio Vista Elementary School	46	556	3010
AAE—Mojave River	89	992	5405
Sitting Bull Academy (K-4)	57	544	3005
Sitting Bull Academy (5-8)	24	303	1565
Vanguard Preparatory (K-4)	54	502	2780
Vanguard Preparatory (5-8)	26	289	1785
TOTAL	296	3189	17550

BE ACTIVE



Healthy Apple Valley

6

December 2016

The Town of Apple Valley has a Healthy Apple Valley Coalition consisting of representatives from public and private entities and businesses as well as residents within the community. This coalition supports the Healthy Apple Valley mission of improving the health and well-being of our residents through the promotion of healthy eating, education, cooking programs and physical activity.

EAT SMART



Classes/Programs

	# of Participants	# of Participants	Facility Visits
	Monthly 2016-2017	Year-to-Date 2016-2017	Year-to-Date 2016-2017
Healthy Apple Valley			
Vantastic	0	235	235
Special Events			
Giving the Gift of Sight (Signed in)	0	386	386
Poke-thon Event	0	320	320
Total:	0	941	941

LIVE BETTER



Aquatics Participation

7

December 2016



Open Recreation Swim

	Monthly Registered 2016-2017	Monthly Visits 2016- 2017	Year to Date Registered 2016-2017	Yearly Visits 2016-2017
100 Mile Swim Club:	27	432	159	2544
AV Swim Club:	15	300	198	3960
Jr. Lifeguard Training:			0	0
Lifeguard Training:			0	0
Pool Special Events				
BBQ's:			4	4
Cardboard Boat Regatta:			92	92
Dive-In Movies:			108	108
Overnight Pool Party:			153	153
Water Festival/ Summer Send off:			3	3
Swim Lessons-General:			545	5426
Swim Lessons- Private:	6	60	154	1540
Swim Lessons-Semi-Private:			63	630
Water Aerobics—Aqua Fitness:			60	720
Water Aerobics—Aqua ZUMBA:			48	384
Water Aerobics—Splash Dance			95	1140
Water Aerobics—Drop In:			1420	1420
Lap Swim—Evenings:			154	154
Lap Swim—Lunchtime:	22	22	460	460
Lap Swim—Morning:	137	137	1557	1557
Public Swim—Afternoon:			7820	7820
Public Swim—Evening:			1786	1786
Water Polo (Town Program):			24	240
Water Polo - Practice (AVUSD):	45	630	215	3795
Water Polo - Games (AVUSD):	155	465	465	1550
Pool Rentals:			0	0
TOTAL	407	2046	14398	34301



Junior Lifeguard



Swim Lessons

Program Highlights

(Right) Recreation Staff
with our friendly reindeer.



Special Events Participation

8

December 2016

Special Events	Year-to-Date		
	# Participants/Attendees	2015-2016	2016-2017
Firecracker Run		224	348
Freedom Festival		14500	12000
Movie Night in the Park		400	500
Concerts in the Park		8000	6000
Toddler Olympics		15	19
Concerts in the Courtyard		750	750
Community Clean-up Day		600	800
Reverse Triathlon		373	618
Cross Country Meet		55	201
Happy Trails Chili Cook Off		2500	3000
Holiday Craft Fair		1200	1500
Turkey Run		275	384
Apple Valley's Most Talented Kid		240	150
Christmas Tree Lighting		1300	1500
Gingerbread Build		48	57
Santa In the Park		300	145
Total		30780	27972



n/a - Figures not applicable min - Minimum participation not met NO - Not offered



Volunteers 9

December 2016

(Left) Teen Zone helping out at the Gingerbread build. They did a great job!

	# of Volunteers Monthly 2016-2017	# of Volunteers Year-to-Date 2016-2017	# of Hours Year-to-Date 2016-2017
Volunteers/Volunteers	37	230	971.5
Coaches	51	95	924
TOTAL	88	325	1895.5

TOWN OF
APPLE VALLEY

VISION 2020
STRATEGIC PLAN

MAY 2009

In April 2012, the Town Council and staff participated in a workshop with Flint Strategies to review our progress on Vision 2020 and revisit the goals of the document in light of the current economic climate. The Town Council approved the revisions to Vision 2020 on September 25, 2012.

Below are the revisions to Goal #5 Ample Parkland and Diverse Recreational Opportunities. Changes were made to section 5.1 to signify that the goal is to “maintain” current facilities and programs instead of the previous goal of expanding. Section 5.5 was removed because of the Master Plan Update.

GOAL #5 AMPLE PARKLAND AND DIVERSE RECREATIONAL OPPORTUNITIES⁸

Objectives: Maintain the Town’s network of parkland and recreational opportunities.

- 5.1 Maintain youth, senior and equestrian recreation programs.⁹
- 5.2 Identify and secure funding sources for parks and recreation facilities and programs.
- 5.3 Partner with other public and private organizations to provide park and recreation facilities and programs.
- 5.4 Develop Apple Valley County Club as a self-sustaining facility.



User Group Participation

10

December 2016

	Year-to-Date # of Participants 2016-2017	Monthly Facility Visits 2016-2017	Year to Date Facility Visits 2016-2017
Youth Baseball	790	0	23560
Youth Football	339	400	17784
Youth Soccer	1706	2885	51217

User Group Usage	Reserved Uses Monthly 2016-2017	Reserved Uses Year To Date 2016-2017
Youth Baseball	36	1211
Youth Football	24	480
Youth Soccer	84	1119
TOTAL	144	2810





TOWN OF APPLE VALLEY PARKS AND RECREATION COMMISSION STAFF REPORT

To: Parks and Recreation Commission

Date: February 2, 2017

From: Ralph Wright
Parks and Recreation Manager

Item No: 4

Subject: UPDATE ON PARK PROJECTS

T.M. Approval: _____

Budgeted Item: Yes No N/A

RECOMMENDED ACTION:

Receive and File.

SUMMARY:

Staff will provide an update on projects at James Woody Park, Mendel Park and Thunderbird Park.

BACKGROUND:

N/A

FISCAL IMPACT:

N/A



TOWN OF APPLE VALLEY PARKS AND RECREATION COMMISSION STAFF REPORT

To: Parks and Recreation Commission **Date:** February 2, 2017

From: Ralph Wright
Parks and Recreation Manager **Item No:** 5

Subject: UPDATE ON 17/18 CDBG APPLICATIONS

T.M. Approval: _____ **Budgeted Item:** Yes No N/A

RECOMMENDED ACTION:

Receive and File.

SUMMARY:


Staff will update Commission on submitted applications for the FY 17/18.

BACKGROUND:

N/A

FISCAL IMPACT:

N/A



TOWN OF APPLE VALLEY PARKS AND RECREATION COMMISSION STAFF REPORT

To: Parks and Recreation Commission **Date:** February 2, 2017

From: Ralph Wright
Parks and Recreation Manager **Item No:** 6

Subject: UPDATE ON THE HILLTOP HOUSE PROJECT

T.M. Approval: _____ **Budgeted Item:** Yes No N/A

RECOMMENDED ACTION:

Receive and file.

SUMMARY:

Staff will update Commission on the Hilltop House project.

BACKGROUND:

N/A

FISCAL IMPACT:

N/A