



# TOWN OF APPLE VALLEY TOWN COUNCIL/ AVCRF BOARD STAFF REPORT

---

**To:** Honorable Mayor and Town Council **Date:** February 28, 2017

**From:** Kathie Martin, Director of Communications **Item No:** 5  
Public Information Department

**Subject:** PRESENTATION OF THE APPLE VALLEY COMMUNITY RESOURCE  
FOUNDATION 2015-16 ANNUAL REPORT

**T.M. Approval:** \_\_\_\_\_ **Budgeted Item:**  Yes  No  N/A

---

## RECOMMENDED ACTION:

It is recommended that the Board receive and file the Apple Valley Community Resource Foundation Annual Report for Fiscal Year ended June 30, 2016.

## SUMMARY:

The Apple Valley Community Resource Foundation was created on August 14, 2001, by the Town of Apple Valley to lessen the burdens of government and promote and support cultural, recreational and human services needs in the Town.

The attached annual report for the Fiscal Year ended June 30, 2016, is a continuation of our efforts to more fully disclose the activities of the Foundation and the financial resources available to the Foundation to further completion of its mission, goals and objectives.

The attached compilation of the financial statements for the Foundation as of June 30, 2016 was prepared by the public accounting firm of Van Lant and Fankhanel, LLP, who have issued their Independent Accountant's Report upon the accompanying financial statements.

The Foundation's programs and activities have been divided into four (4) major programmatic areas. They are: 1) Parks and Recreation, 2) Animal Care, 3) Community and Human Services and 4) Arts and Culture.

The launch of our first Support Apple Valley Events (SAVE) fundraising campaign in 2012 greatly raised our visibility and activity and as such, staff realized the need to share the Community Foundation's story with the community that we serve. The attached Annual Report highlights some of the successes we have achieved and also some of the goals we have set for the coming year.

The Annual Report was distributed to the Board with this agenda packet. Staff will have additional copies of the report available at the meeting. The Annual Report has also been put on the Foundation's website for the benefit of members of the community and those more interested in the Foundation's activities.

**ATTACHMENT:**


1. AVCRF Annual Report for the fiscal year ended June 30, 2016



*A public benefit corporation*

# 2015-2016 ANNUAL REPORT





## *About the Cover*

Participants weigh in and prepare for the 2nd Annual Mayor's Weight Loss Challenge spear-headed by 2016 Mayor Barb Stanton. The 13-week program was for Apple Valley residents only, age 18 and older. Cash prizes donated by sponsors were given to the top three men and top three women who lost the greatest percentage of their starting weight.



# 2015-2016

## ANNUAL REPORT

February 2017

**Prepared by:**

- **Department of Finance**
  - Marc Puckett, Assistant Town Manager
  - Kofi Antobam, Assistant Director of Finance
  - Christina Rudsell, Executive Secretary
- **Public Information Office**
  - Kathie Martin, Director of Communications; AVCRF Executive Director
- **Animal Services**
  - Gina Schwin-Whiteside, Director of Animal Services
- **Parks and Recreation**
  - Ralph Wright, Parks and Recreation Manager

# AVCRF

*...making a difference*



# Table of Contents

Message to the Community..... 2

Purpose..... 3

Description of Programs ..... 4

Accomplishments and Goals..... 7

Financial Highlights..... 10

Independent Accountant’s Compilation Report..... 14

Notes to Financial Statements..... 21

Supplemental Information..... 27

Acknowledgements..... 30



# MESSAGE to the Community

## *From the Executive Director*

In 2001, the Apple Valley Town Council authorized the formation of the Apple Valley Community Resource Foundation (AVCRF), providing a new avenue to encourage donations and support from our citizens, businesses and corporate partners. Through this not-for-profit public benefit corporation, doors to new opportunities have opened – both for funding sources, as well as opportunities to serve our community.

Through the support of our donors, we offer cultural experiences; place animals in loving homes; promote a healthy lifestyle and provide many more one-time and ongoing projects and programs.



▶ **“Together, local action *can* meet local needs.”**

- KATHIE MARTIN, EXECUTIVE DIRECTOR

We are proud to present this fourth Annual Report for the AVCRF. Our Support Apple Valley Events (SAVE) campaign, first launched in 2012, has continued to raise our visibility and activity. We are excited to share our story with our donors and with the community we serve. Read more in this Annual Report to learn of our successes and goals.

We believe that impact attracts resources. As we recount our successes in these pages, we also prepare to lead major program and capital campaigns in the coming year. Watch our impact grow in Apple Valley, and join in with your own resources. Together, local action *can* meet local needs.

A handwritten signature in black ink that reads "Kathie Martin".

Kathie Martin  
*Executive Director*



# Purpose

The Apple Valley Community Resource Foundation was organized to *lessen the burdens* of government and to *promote and support* the cultural, recreational and human services needs of the Town of Apple Valley.

## Parks and Recreation

To support and create opportunities to participate in quality programs and events for the community, including recreational programs for children and persons with disabilities.



## Animal Care

To provide programs and services to advance the understanding and care of animals in our community and in our shelter.



## Community and Human Services

To create programs that benefit families, individuals and children in need, including the elderly, low-income and disabled.



## Arts and Culture

To promote and develop projects that provide a representation of the various cultures in Apple Valley through architectural design, art and community events.



# Description of Programs

The AVCRF serves as a repository for donations to support a wide-range of programs in each of the four focus areas. Below are highlights from a few of these.

## ► Parks and Recreation

### MICHAEL H. MARTIN GYMNASIUM

The Apple Valley community came together this year to honor one of its own, when the gymnasium was named for Michael H. Martin. "Big Mike" was a long-time employee of the former Recreation and Park District, and coached and mentored a generation of "gym rats" working nights at the gym. He later served as a Council-appointed Park and Recreation Commissioner for 10 years, until his death on December 31, 2015. Through the Foundation, the Town was able to use private donations for the signage and dedication plaque commemorating this honor.



### PARK IMPROVEMENTS

Donations and fundraisers contribute to projects to improve our parks. Using funds raised from the Community Development Block Grant, Heart Games, and the Reverse Triathlon, much needed exercise equipment was installed at Mendel Park.

### TEEN ZONE

Teen Zone members participated in the Victor Valley Rescue Mission's Shower Program. They assembled over 150 bags with travel size hygiene products to hand out to the homeless involved with the program.



### HEALTHY APPLE VALLEY

This initiative has been the largest beneficiary of support in the area of parks and recreation. Donations from a number of areas and fundraisers have allowed the Town to continue healthy recreation programs for the zero to five population free of charge. Donations have also been instrumental in the annual Heart Games and Reverse Triathlon that raise funds for healthy programs and amenities.

# Description of Programs

## ▶ Animal Care

### SAVING LIVES

Thanks to our generous sponsors and donors, we are providing a "Better Way of Life" for the animals in our community. Funds raised at annual events such as the FURBALL, Paws n' Claws Pet Fair and Cruisin' Fur Critters assist low-income pet owners with medical costs including spaying/neutering their animals, help reduce euthanasia and increase the numbers of sheltered animals being returned to their owners or adopted into permanent loving homes.



### CRUISIN' FUR CRITTERS

Motorcycle enthusiasts and animal lovers come out for adventure, fun and a chance to ride with friends. Riders help raise funds to assist with animal adoptions, pet care items and emergency medical needs.



### FURBALL BENEFIT DINNER

The largest fundraiser for animal care resources is the annual FURBALL Benefit Dinner. This themed dinner raises money to enhance animal sheltering services and assist homeless pets in our community.

### PAWS N' CLAWS PET FAIR

The Paws n' Claws Pet Fair is a free-admission animal-friendly community event, which provides pet owners and animal lovers access to low-cost animal health services, pet adoptions, and interaction with people and animal related businesses.



# Description of Programs

## ► Community and Human Services

### MAYOR'S WEIGHT LOSS CHALLENGE

Under the umbrella of the "Healthy Apple Valley" program, 2016 Mayor Barb Stanton spear-headed the 2nd Annual Mayor's Weight Loss Challenge. Through donations made to the Apple Valley Community Resource Foundation, winners were awarded cash prizes for losing the highest percentage of body weight.

It was more than just about the numbers on a scale, though. Free gym memberships, a Facebook support group, weekly emails and "walks with the mayor" provided a well-rounded foundation for healthy habits to last a lifetime.



### BLIGHT REDUCTION

Community Clean Up and Neighborhood Blight Reduction Days are two services provided by the Town of Apple Valley which benefited from donations to the AVCRF. In 2016, both services resulted in the collection and disposal of 86 tons of trash, 23 tons of tires and 4.92 tons of recyclable



## ► Arts and Culture

### CONCERTS

Thousands of citizens helped us celebrate the 10th Anniversary Season of the Sunset Concert Series this year. In 2015/16 we offered 16 live music performances at two local venues. The Concerts in the Courtyard, held under a gazebo at a local shopping center food court, offer a more intimate setting for a variety of musical styles including folk, classical, bluegrass, country and more.

On average, 200 people attend, patronizing the local eateries before, during and after the shows. The Sunset Concert Series is held in the Civic Center Park Amphitheater, and attracts as many as 2,000 attendees on Thursdays, seven weeks each summer.



### EVENINGS ON THE TOWN

Offering high-end acts at an intimate venue, this short-run cultural offering this year presented two shows at the Apple Valley Golf Course and one in the Apple Valley



Conference Center. Acts were chosen with the senior crowd in mind, and we saw audience members who don't attend any other Town events.

# Accomplishments

While many programs and projects are supported by funds raised through the AVCRF, here are a few highlights of our accomplishments in 2016.

## ✓ Parks and Recreation

- Installed exercise equipment at Mendel Park with funds allocated from the Heart Games, Reverse Triathlon and a Community Development Block Grant.



## ✓ Community and Human Services

- Raised awareness of Healthy Apple Valley, as well as Town aquatics programs and fitness classes, through cross-promotion with the Mayor's Weight Loss Challenge.
- Established a culture of healthy habits at the top level of Town government.

## ✓ Arts and Culture

- Presented a short-run series of musical "Evenings on the Town" performances aimed at seniors.
- Provided 16 varied concert experiences with a total audience of approximately 15,000 people.



## Future Goals

We anticipate an exciting year in 2017, with plans for some of our most ambitious projects yet. Some of our goals include:

### Parks and Recreation:

As we encourage expanded use of existing parks, we are developing plans for an announcer's booth for the rodeo arena at Horsemen's Center and improving other park amenities.

Raise funds for a special focus on the 20th anniversary of the Freedom Festival 4th of July celebration.

### Arts and Culture:

Conduct a successful capital campaign for improvements at the amphitheater, such as shade, permanent seating and lighting.

### Community and Human Services:

Implement a Mayor-led focus on Healthy Apple Valley, featuring a series of "on the street" videos at various Town facilities and programs.

# Accomplishments

## ✓ Animal Care

- Secured a \$2,000 grant to increase pet adoptions through our ASPCA Ambassador Program.
- **Holiday Adoption Special 2016.** Apple Valley Animal Services (AVAS) did a total of 193 adoptions and 67 rescues during the month of December. The reduction of adoption fees was possible due to successful fundraising efforts.
- Received a donation from the Kistner family trust in the amount of \$103,183 for shelter improvements and animal welfare. These funds will allow AVAS to make improvements for the animals in our care four paws at a time.



### FURBALL 2016 "Putt'N Fore Pets"

- The largest fundraiser for animal care resources. Funds help increase spay/neuter assistance programs and pet placement.
- \$27,871 Fund Balance



### CRUISIN' FUR CRITTERS 2016

- More than \$3,000 was raised and 27 pets were adopted. Funds help provide necessary equipment for field officers to keep staff members safe and ensure humane animal treatment when impounding roaming animals.
- \$ 7,329 Fund Balance



### JUNIOR PET KEEPER CAMPS 2016

- These week long camps provide mentoring opportunities for our future pet owners and community leaders. The goal is to establish pet responsibility that will carry over into adulthood.
- \$11,638 Fund Balance

# Future Goals - Animal Care

## ▶ 12th Annual Paws N' Claws Pet Fair



- Partner with Shear Realty to host the 12th Annual Pet Fair on October 21, 2017.
- Provide 1,000 attendees with event gift bags filled with pet related items sponsored by local businesses.
- Provide low-cost vaccinations and microchips.

## ▶ 7th Annual FURBALL FIESTA



- Host the 7th Annual FURBALL on April 8, 2017.
- Raise \$10,000 to fund spay/neuter programs that help decrease the overpopulation of unwanted pets and reduce euthanasia.

## ▶ 6th Annual Cruisin' Fur Critters



- Co-Host the 6th Annual Cruisin' Fur Critters with Coldwell Banker on May 20, 2017.
- Raise \$5,000 to fund pet care equipment and public education classes.

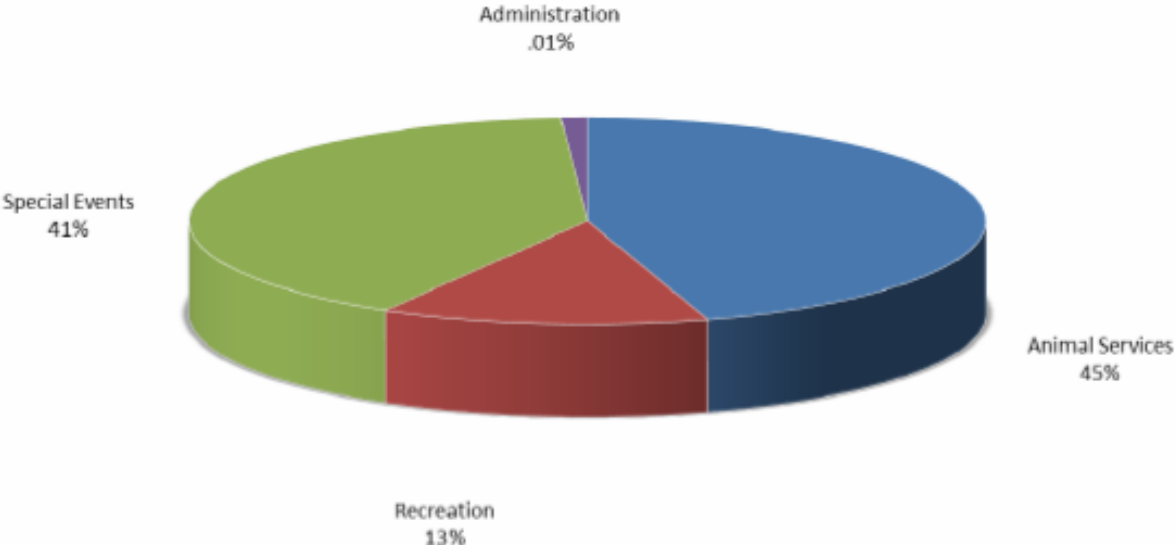
▶ Sponsor 25 guests for Night at the Shelter on August 25, 2017

▶ Provide educational trainers for Pet Keeper Camps in March and October 2017



# Financial Highlights

## Revenues by Department - FY 2015-16



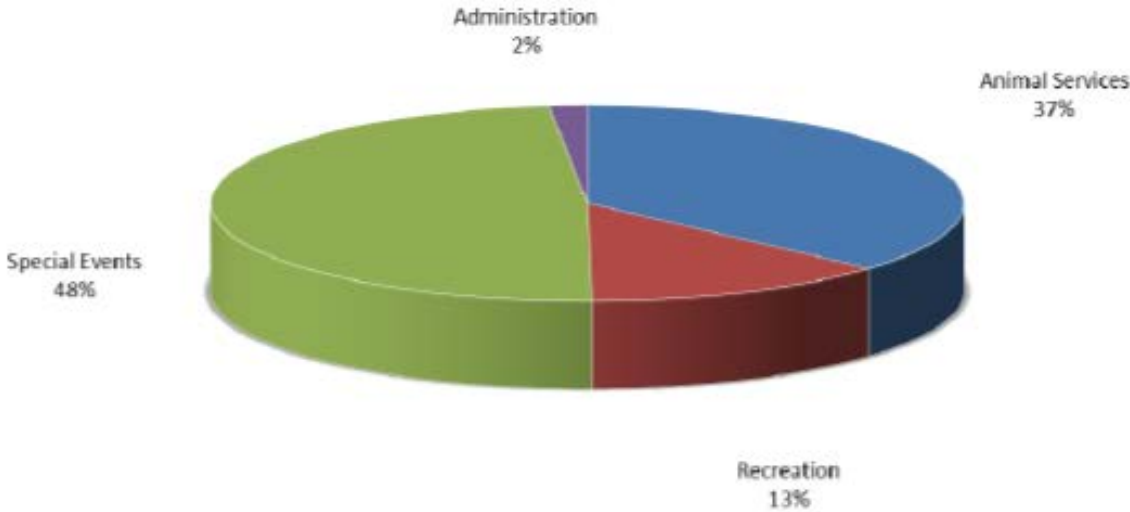
For Fiscal Year 2015-16, total revenues from grants and contributions amounted to \$246,080. Of this amount, 41% or \$99,655 was dedicated for special events such as the Summer Concert Series and Concerts in the Courtyard supported by the Public Information Office. A total of \$111,040 or 45% of the FY 15-16 contributions were dedicated for programming such as the Pet Fair, Cruisin' Fur Critters, Night at the Shelter, the Fur Ball and many other adoption events conducted by the Animal Services staff. The remaining 13% or \$32,740 was donated to Recreation programming such as the Aquatic Center, Triathlon and Paul Swick Family Center on the campus of Yucca Loma Elementary School in support of the Healthy Apple Valley program.





# Financial Highlights

## Expenses by Department - FY 2015-16

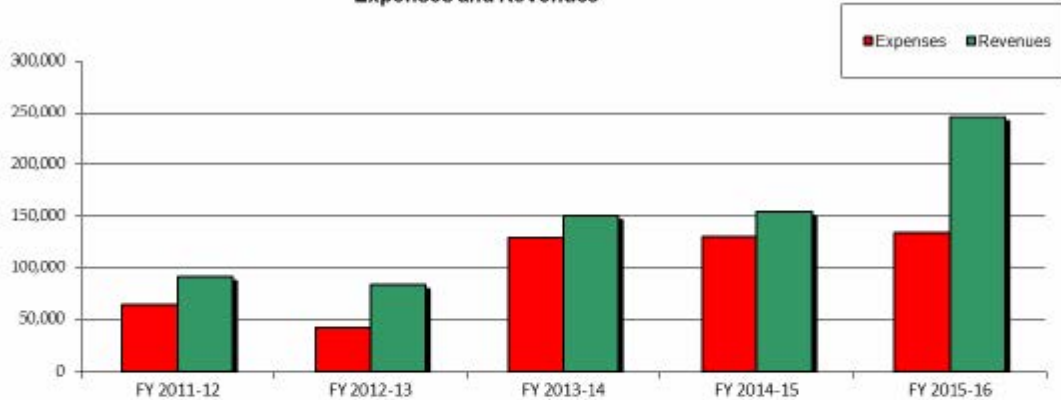


Of the total expenditures during Fiscal Year, 2015-16, 37% or \$49,075 of the total expenditures were spent on Animal Services programming activities. A total of \$65,095 or 48% of expenditures were spent on special events supported by the Public Information Office and 13% or \$17,723 of the expenditures were spent in support of activities conducted by the Recreation Department.



# Financial Highlights

Expenses and Revenues

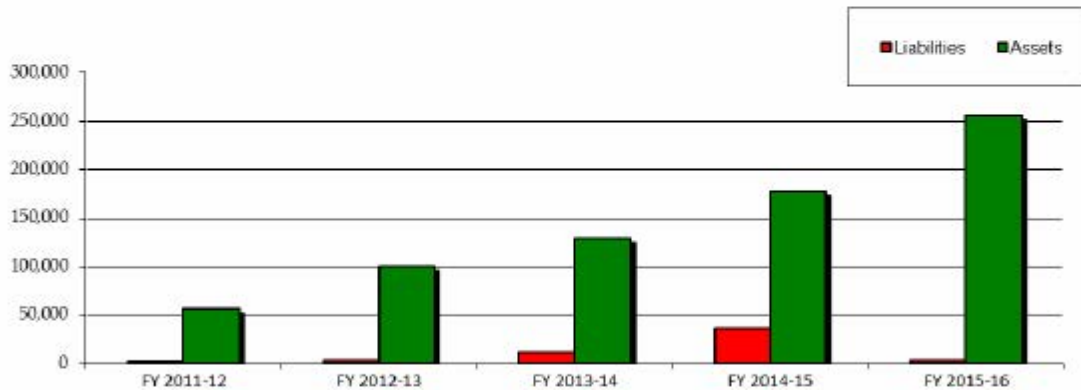


For the five year period ended, June 30, 2016, the Foundation received a total of \$726,494 in grants and contributions. During that same period, a total of \$501,236 was expended on programs supported by the Foundation. In total, contribution revenues exceeded program expenditures during these five fiscal years by \$225,258. These funds are dedicated to future programming for the purposes for which they were donated.



# Financial Highlights

## Assets and Liabilities



Total assets amounted to \$256,085 as of the end of the 2015-16 fiscal year. Total assets exceeded total liabilities as of the end of the fiscal year by \$252,923. The net position (net assets) of the Foundation increased by \$112,007 or 80% as of the end of the 2015-16 fiscal year.



# Independent Accountant's Compilation Report



## INDEPENDENT ACCOUNTANT'S COMPILATION REPORT

To the Members of the Board of Directors  
of the Apple Valley Community Resource Foundation  
Apple Valley, California

We have compiled the accompanying financial statements of the governmental activities and the general fund of the Apple Valley Community Resource Foundation (a nonprofit organization) as of and for the year ended June 30, 2016. We have not audited or reviewed the accompanying financial statements and, accordingly, do not express an opinion or provide any assurance about whether the financial statements are in accordance with accounting principles generally accepted in the United States of America.

Management is responsible for the preparation and fair presentation of the financial statements in accordance with accounting principles generally accepted in the United States of America and for designing, implementing, and maintaining internal control relevant to the preparation and fair presentation of the financial statements.

Our responsibility is to conduct the compilation in accordance with Statements on Standards for Accounting and Review Services issued by the American Institute of Certified Public Accountants. The objective of a compilation is to assist management in presenting financial information in the form of financial statements without undertaking to obtain or provide any assurance that there are no material modifications that should be made to the financial statements.

The supplementary schedule included on page 13 is presented for purposes of additional analysis and is not a required part of these financial statements. We have not compiled, reviewed, or audited this information and, accordingly, we do not express an opinion or provide any assurance on it.

*Van Lant & Fankhanel, LLP*

December 13, 2016

---

Van Lant & Fankhanel, LLP  
25901 Kellogg Street  
Loma Linda, CA 92354  
909.856.6879

# Statement of NET POSITION

June 30, 2016

ASSETS	Governmental Activities
Current Assets:	
Cash	\$ 255,711
Interest Receivable	374
Due from Other Governments	-
Total Current Assets	256,085
Noncurrent Assets:	-
Total Noncurrent Assets	-
<b>TOTAL ASSETS</b>	<b>256,085</b>
LIABILITIES	
Current Liabilities:	
Accounts Payable	3,162
Total Current Liabilities	3,162
Noncurrent Liabilities	-
Total Noncurrent Liabilities	-
<b>TOTAL LIABILITIES</b>	<b>3,162</b>
NET POSITION	
Unrestricted	252,923
<b>TOTAL NET POSITION</b>	<b>252,923</b>

See accompanying notes and accountant's compilation report.

15

ANNUAL REPORT 2015-2016

# Statement of ACTIVITIES

Year Ended June 30, 2016

Functions/Programs	Expenses	Program Revenues		Total	Governmental Activities Net (Expenses) Revenues
		Charges for Services	Operating Grants and Contributions		Governmental Activities
Governmental Activities:					
Animal Services	\$ 49,075	\$ -	\$ 111,040	\$ 111,040	\$ 61,965
Recreation	17,723	-	32,740	32,740	15,017
Special Events	65,095	-	99,655	99,655	34,560
Administration	2,180	-	-	-	(2,180)
<b>Total Governmental Activities</b>	<b>\$ 134,073</b>	<b>\$ -</b>	<b>\$ 243,435</b>	<b>\$ 243,435</b>	<b>109,362</b>
General Revenues:					
Interest Income					2,645
Total General Revenues					2,645
Change in Net Position					112,007
Net Position - Beginning					140,916
Net Position - Ending					\$ 252,923

# Balance Sheet Governmental Fund

June 30, 2016

ASSETS	General Fund
Cash	\$ 255,711
Interest Receivable	374
Due from Other Governments	-
<b>TOTAL CURRENT ASSETS</b>	<b>256,085</b>
<b>LIABILITIES AND FUND BALANCES</b>	
Liabilities:	
Accounts Payable	\$ 3,162
<b>TOTAL LIABILITIES</b>	<b>3,162</b>
Fund Balances:	252,923
Unassigned	
<b>TOTAL FUND BALANCES</b>	<b>252,923</b>
<b>TOTAL LIABILITIES AND FUND BALANCES</b>	<b>\$ 256,085</b>



Civic Center Park Aquatic Center

See accompanying notes and accountant's compilation report.

17

ANNUAL REPORT 2015-2016

# Reconciliation of the Governmental Fund Balance Sheet to the Government-Wide Statement of Net Position

June 30, 2016

## Fund balances - total governmental fund

\$ 252,923

Amounts reported for governmental activities in the statement of net position are different because:

- Capital assets used in governmental activities are not financial resources. Therefore, they are not reported in the fund financial statements. -
- Long-term liabilities are not due and payable in the current period and therefore, are not reported in the governmental funds. -

## Net position of Governmental Activities

\$ 252,923



2015 Heart Games



# Statement of Revenues, Expenditures, and Changes in Fund Balances Governmental Fund

Year Ended June 30, 2016

REVENUES	General Fund
Donations:	
Animal Services	\$ 111,040
Recreation	32,740
Special Events	99,655
Interest Income	2,645
<b>TOTAL REVENUES</b>	<b>246,080</b>

EXPENDITURES	
Animal Services	49,075
Recreation	17,723
Special Events	65,095
Administration	2,180
<b>TOTAL EXPENDITURES</b>	<b>134,073</b>
Net Change in Fund Balances	112,007
Fund Balance, Beginning of Year	140,916
Fund Balance, End of Year	\$ 252,923



2016 Paws N' Claws Pet Fair

See accompanying notes and accountant's compilation report.

## Reconciliation of the Statement of Revenues, Expenditures and Changes in Fund Balance of Governmental Fund to the Statement of Activities

Year Ended June 30, 2016

### Net change in fund balances - governmental fund

\$ 112,007

Amounts reported for governmental activities in the Statement of Activities are different because:

- Governmental funds report capital outlays as expenditures. However, in the statement of activities the cost of these assets is allocated over their estimated useful lives and reported as depreciation expense. This is the amount by which depreciation of \$-0- exceeded capital outlay of \$-0- in the current period.
- Some expenses reported in the statement of activities do not require the use of current financial resources and, therefore, are not reported as expenditures in governmental funds.

### Change in net position of governmental activities.

\$ 112,007



# Apple Valley Community Resource Foundation Notes to Financial Statements

*Year Ended June 30, 2016*

## 1) SUMMARY OF SIGNIFICANT ACCOUNTING POLICIES

The basic financial statements of the Apple Valley Community Resource Foundation (Foundation) have been prepared in conformity with generally accepted accounting principles (GAAP) as applied to governmental agencies. The Governmental Accounting Standards Board (GASB) is the accepted standard setting body for establishing governmental accounting and financial reporting principles. The more significant of the Foundation's accounting policies are described below.

### A. Nature of Business and Reporting Entity

The Foundation (a California nonprofit corporation) was created on August 14, 2001 by the Town of Apple, to lessen the burdens of government and to promote and support cultural, recreational, and human services needs in the Town of Apple Valley (Town). The Town Council appoints the Foundation's Board Members and management positions. The Foundation is primarily supported by donations from the general public. It is exempt from federal income taxes under Section 501(C)(3) of the Internal Revenue Code. It is also exempt from State income taxes, subject to compliance with applicable laws and regulations.

The Foundation is a component unit of the Town and, accordingly, the financial statements of the Foundation are included in the financial statements of the Town. The Foundation is an integral part of the reporting entity of the Town. The funds of the Foundation have been blended within the financial statements of the Town because the Town Council is the governing board of the Foundation and exercises control over the operations of the Foundation. Only the funds of the Foundation are included herein; therefore, these financial statements do not purport to represent the financial position or results of operations of the Town. The Foundation has the same fiscal year as the Town. The Comprehensive Annual Financial Report of the Town can be obtained from the Finance Department of the Town.

### B. Basis of Accounting and Measurement Focus

The accounts of the Foundation are organized on the basis of funds, each of which is considered a separate accounting entity. The operations of each fund are accounted for with a separate set of self-balancing accounts that comprise its assets, liabilities, fund balance, revenues, and expenditures, as appropriate. Governmental resources are allocated to and accounted for in individual funds based upon the purposes for which they are to be spent and the means by which spending activities are controlled. The balances and activity of the Foundation are recorded in the General Fund. The General Fund is used to account for all financial resources except those required to be accounted for in another fund. Since the Foundation is not required to account for activity in another fund, all activity of the Foundation is recorded in the General Fund.

# Apple Valley Community Resource Foundation Notes to Financial Statements

Year Ended June 30, 2016

## 1) SUMMARY OF SIGNIFICANT ACCOUNTING POLICIES - Continued

### Government-wide Financial Statements

The Foundation's government-wide financial statements include a Statement of Net Position and a Statement of Activities and Changes in Net Position. These financial statements present summaries of activities for the Foundation.

The Government-wide financial statements (i.e., the Statement of Net Position and the Statement of Activities) report information on all of the nonfiduciary activities of the primary government and its component units. Governmental activities, which normally are supported by taxes and intergovernmental revenues, are reported separately from business-type activities, which rely to a significant extent on fees and charges for support.

The Statement of Activities demonstrates the degree to which the direct expenses of a given function or segment are offset by program revenues. Direct expenses are expenses that are clearly identifiable with a specific program, project, function or segment. Program revenues of the Foundation include: 1) charges to customers or applicants who purchase, use, or directly benefit from goods, services, or privileges provided by a given function or segment and 2) grants and contributions that are restricted to meeting the operational or capital requirements of a particular function or segment. Taxes and other items not properly included among program revenues are reported instead as general revenues.

The government-wide financial statements are presented on an *economic resources* measurement focus and the accrual basis of accounting. Revenues are recorded when earned and expenses are recorded when a liability is incurred, regardless of the timing of related cash flows.

### Governmental Fund Financial Statements

Governmental fund financial statements include a Balance Sheet and a Statement of Revenues, Expenditures and Changes in Fund Balance for all governmental funds. All governmental funds are accounted for on a spending or current financial resources measurement focus and the modified accrual basis of accounting. Accordingly, only current assets and current liabilities are included on the balance sheets. The Statement of Revenues, Expenditures and Changes in Fund Balance presents increases (revenues and other financing sources) and decreases (expenditures and other financing uses) in net current assets.

Under the modified accrual basis of accounting, revenues are recognized in the accounting period in which they become both measurable and available to finance expenditures of the current period. Accordingly, revenues are recorded when received in cash, except that revenues subject to accrual (generally 60 days after year-end) are recognized when due. Expenditures are recorded in the accounting period in which the related fund liability is incurred.

# Apple Valley Community Resource Foundation Notes to Financial Statements

Year Ended June 30, 2016

## 1) SUMMARY OF SIGNIFICANT ACCOUNTING POLICIES - Continued

The Reconciliations of the Fund Financial Statements to the Government-Wide Financial Statements are provided to explain the differences created by the integrated approach of GASB Statement No. 34. Charges for services, intergovernmental revenues, and interest associated with the current fiscal period are all considered to be susceptible to accrual, and therefore have been recognized as revenues within the current fiscal period. All other revenue items are considered to be measurable and available only when cash is received. The Foundation reports a single governmental fund – the General Fund.

### C. Cash

The Foundation's cash consists of deposits with financial institutions.

### D. Capital Assets

Capital assets consist of machinery and equipment which is stated at historical cost, net of accumulated depreciation, except for the portions acquired by contribution, which are recorded at fair value at the time received. The Foundation utilizes a capitalization threshold of \$5,000. Depreciation is recorded using the straight-line method. Estimated useful life of 15 years is used in computing depreciation of machinery and equipment. However, as of June 30, 2016, the Foundation does not report any capital assets.

### E. Long-Term Obligations

In the Government-wide Financial Statements, long-term debt and other long-term obligations are reported as liabilities in the governmental activities. The fund financial statements do not present long-term debt. However, as of June 30, 2016, the Foundation does not report any long-term obligations.

### F. Net Position

In the Government-Wide Financial Statements, net position is classified in the following categories, as applicable:

Net Investment in Capital Assets - This amount consists of capital assets net of accumulated depreciation.

Restricted Net Position - This amount is restricted by external creditors, grantors, contributors, laws or regulations of other governments.

Unrestricted Net Position - This amount represents net position that does not meet the definition of "Invested in Capital Assets" or "Restricted Net Position."

# Apple Valley Community Resource Foundation

## Notes to Financial Statements

Year Ended June 30, 2016

### 1) SUMMARY OF SIGNIFICANT ACCOUNTING POLICIES - Continued

#### G. Fund Balance

In the Fund Financial Statements, the General Fund reports unassigned fund balance, a category that is used for balances that have no restrictions placed on them.

#### H. Deferred Outflows/Inflows of Resources

In addition to assets, the statement of financial position will sometimes report a separate section for deferred outflows of resources. This separate financial statement element, *deferred outflows of resources*, represents consumption of net position that applies to future period(s) and so will not be recognized as an outflow of resources (expense) until then. The Foundation currently has no items that qualify for reporting in this category.

In addition to liabilities, the statement of financial position will sometimes report a separate section for deferred inflows of resources. This separate financial statement element, *deferred inflows of resources*, represents an acquisition of net position that applies to a future period(s) and so will not be recognized as an inflow of resources (revenue) until that time. The Foundation currently has no items that qualify for reporting in this category.

#### I. Net Position Flow Assumption

Sometimes the Foundation will fund outlays for a particular purpose from both restricted (e.g. restricted grant proceeds) and unrestricted resources. In order to calculate the amounts to report as restricted net position and unrestricted net position in the statement of net position, a flow assumption must be made about the order in which the resources are considered to be applied. It is the Foundation's policy to consider restricted net position to have been depleted before unrestricted net position.

#### J. Fund Balance Assumption

Sometimes the Foundation will fund outlays for a particular purpose from both restricted and unrestricted resources (total fund balance). In order to calculate the amounts to report as restricted, committed, assigned, and unassigned fund balance in the governmental fund financial statements a flow assumption must be made about the order in which the resources are considered to be applied. It is the Foundation's policy to consider restricted fund balance to have been depleted before using any of the components of unrestricted fund balance. Further, when the components of unrestricted fund balance can be used for the same purpose, committed fund balance is depleted first, followed by assigned fund balance. Unassigned fund balance is applied last.

# Apple Valley Community Resource Foundation Notes to Financial Statements

*Year Ended June 30, 2016*

## 1) SUMMARY OF SIGNIFICANT ACCOUNTING POLICIES - Continued

### K. Use of Estimates

The preparation of basic financial statements in conformity with generally accepted accounting principles requires Foundation management to make estimates and assumptions that affect certain amounts and disclosures. Accordingly, actual results could differ from those estimates.

## 2) CASH AND INVESTMENTS

The Foundation's cash represents deposits with financial institutions (checking account), which is insured by the FDIC. The Foundation does not have a deposit policy for custodial credit risk. The Foundation currently does not maintain any other deposits or investments.

## 3) RISK MANAGEMENT

The Foundation is exposed to various risks of loss related to torts; theft of, damage to, and destruction of assets; errors and omissions; and natural disasters. The Foundation participates in the Town's risk management program, which includes membership in the California Joint Powers Insurance Authority (JPA). Disclosures relating to the Town's participation in the JPA can be found in the Town's Comprehensive Annual Financial Report.

## 4) COMMITMENTS AND CONTINGENCIES

The Foundation is subject to litigation arising in the normal course of business. In the opinion of the Foundation's management, there is no pending litigation that is likely to have a material adverse effect on the financial position of the Foundation.

As of June 30, 2016, in the opinion of Foundation management, there were no other outstanding matters that would have a significant effect on the financial position of the Foundation.

This page intentionally left blank.



Town of Apple Valley



# Supplemental Information

Year-End Summary 2015-2016  
Fund 8610



Town of Apple Valley

## Apple Valley Community Resource Foundation Year-End Summary 2015-2016 Fund 8610

Dept	Program	Fund Balance July 1, 2015	FY 2015-2016 Revenue	Expense	Transfers	Fund Balance June 30, 2016
<b>Animal Services</b>						
8080	Adoptions	4,330.79	2,310.00	123.58		6,517.21
8085	Accessories	31.65	-	-		31.65
8090	Bird Aviary	36.54	-	-		36.54
8100	Cruisin' Fur Critters	5,721.24	5,774.00	4,155.26		7,339.98
8105	Elsa the Great Dane Medical Fund	128.40	854.56	-		982.96
8110	Fur Ball	24,463.77	18,158.60	14,766.16		27,856.21
8115	Me and My Shadow	7,223.97	5,808.00	1,575.47		11,456.50
8120	Medical Assistance/Animal Care	-	6,626.43	7,643.28		(1,016.85)
8125	New Shelter Facility	141.21	-	-		141.21
8130	Night at the Shelter	57.37	-	-		57.37
8140	Pet Fair	7,233.17	8,371.06	18,582.35		(2,978.12)
8170	Spay Day USA	190.00	100.00	-		290.00
8195	Undesignated Shelter	2,124.52	63,037.05	2,229.23		62,932.34
<b>Animal Services Totals</b>		<b>51,682.63</b>	<b>111,039.70</b>	<b>49,075.53</b>		<b>113,647.00</b>
<b>Recreation</b>						
8203	AV Aquatic Center	5,932.20	55.00	-		5,987.20
8205	AV Triathlon	16,736.27	27,637.87	11,915.65		32,458.49
8210	AV Wave - Coaches Fund	93.25	-	204.25		(111.00)
8212	AV Wave - Incentives	202.66	-	202.66		-
8216	AV Wave - Swim Suits	720.87	-	224.01		496.86
8218	AV Wave - Undesignated	49.34	-	-		49.34
8219	Horsemen's Center Improvements	3,500.00	-	-		3,500.00
8220	James Woody Park	568.43	-	-		568.43
8221	Healthy Apple Valley	2,814.93	46.00	-		2,860.93
8223	Heart Games	4,413.44	2,360.00	3,175.76		3,597.68
8250	Recreation - Undesignated	5,000.01	774.62	868.09		4,906.54
8260	Special Apples	-	1,866.49	-		1,866.49
8263	St Mary's Scholarship	1,500.00	-	441.52		1,058.48
8264	Teen Zone	2,312.83	-	691.33		1,621.50
8265	Vantastic	5,000.00	-	-		5,000.00

*Continued on page 29*

## Apple Valley Community Resource Foundation Year-End Summary 2015-2016 Fund 8610 - Continued

Dept	Program	Fund Balance	FY 2015-2016		Fund Balance
		July 1, 2015	Revenue	Expense	Transfers
<b>Recreation - Continued</b>					
8267	Yucca Loma Scholarship	1.00		-	1.00
8270	Wellness Room	165.44		-	165.44
<b>Recreation Totals</b>		<b>49,010.67</b>	<b>32,739.98</b>	<b>17,723.27</b>	<b>64,027.38</b>
<b>Special Events</b>					
8310	Community Clean-Up	1,749.84	250.00	2,040.73	(40.89)
8315	Concert in the Courtyard	2,770.95	5,011.00	6,137.14	1,644.81
8317	Emergency Preparedness Fair	392.61	-	-	392.61
8320	Equine Festival	4,717.66	-	-	4,717.66
8323	Evening on the Town	-	25,146.79	31,181.83	(6,035.04)
8325	Freedom Festival	2,155.96	21.00	5,656.22	(3,479.26)
8330	Green Apple Calendar	1.83	-	-	1.83
8335	Golf Course Sound System	750.00	-	-	750.00
8340	Holiday Cheer	1,204.44	113.00	-	1,317.44
8346	Mayor's Weight Loss Challenge	64.00	3,750.00	3,827.41	(13.41)
8350	Military Banners	12.00	-	-	12.00
8353	Sunset Theater	5,265.17	75.00	3,610.76	1,729.41
8355	PD Gym Equipment	100.33	-	-	100.33
8360	Sunset Concerts	1,321.26	500.00	800.00	1,021.26
8370	Undesignated Events	16,763.10	52,883.61	11,142.20	58,504.51
8380	Volunteer Program	262.06	-	-	262.06
8390	Winter Wonderland	6.94	11,000.00	-	11,006.94
8410	AV Rider Challenge	-	905.00	698.36	206.64
<b>PIO Totals</b>		<b>37,538.15</b>	<b>99,655.40</b>	<b>65,094.65</b>	<b>72,098.90</b>
<b>Administration</b>					
0000	Non-Departmental	1,281.76	2,645.07	2,180.00	1,746.83
8400	Undesignated Administration	1,403.00	-	-	1,403.00
<b>Administration Totals</b>		<b>2,684.76</b>	<b>2,645.07</b>	<b>2,180.00</b>	<b>3,149.83</b>
<b>GRAND TOTAL</b>		<b>140,916.21</b>	<b>246,080.15</b>	<b>134,073.25</b>	<b>252,923.11</b>

# Acknowledgements

## *AVCRF Board of Directors*



*(l to r) Barb Stanton, Board Member, Curt Emick, Board Member; Larry Cusack, Board Member; Scott Nassif, Board Chairman; Art Bishop, Board Vice-Chairman*

This report was made possible by the leadership and support of the governing body of the Apple Valley Community Resource Foundation (AVCRF).

The preparation of this report on a timely basis is a team effort, requiring the dedication and cooperation of all staff involved in its preparation and continued support of the AVCRF Board of Directors. The guidance and suggestions from the accounting firm of Van Lant & Fankhanel, LLP, were also invaluable in completion of this report.



14955 Dale Evans Parkway • Apple Valley, CA 92307  
(760) 240-7000

 [www.applevalley.org](http://www.applevalley.org)  
[www.facebook.com/AppleValleyCA](https://www.facebook.com/AppleValleyCA)

**It's easy to S.A.V.E - just give!**



We Thank you  
for your Support!

We invite you to help preserve "A Better Way of Life" with a tax-deductible donation to our Special Events fund. For more information on becoming a community partner, visit [www.AppleValleyEvents.org](http://www.AppleValleyEvents.org) or call (760) 240-7000 x 7070.