



# Town of Apple Valley

**TOWN OF  
APPLE VALLEY**

**PARK AND RECREATION  
COMMISSION AGENDA**

**Thursday, April 5, 2018**

Regular Meeting: 6:00 p.m.

**TOWN COUNCIL CHAMBERS**

\* \* \* \*

**COMMISSION MEMBERS**

Donald Tatera, Chairman

Valerie Smith, Vice-Chair

Richard Cambridge, Commissioner

Patrick Doran, Commissioner

Melissa Moon, Commissioner

\* \* \* \*

Douglas B. Robertson, Town Manager

John Brown, Town Attorney

La Vonda M-Pearson, CMC, Town Clerk

Nikki Salas, Assistant Town Manager

Ralph Wright, Parks and Recreation Manager

**TOWN HALL: (760) 240-7000**

**[www.applevalley.org](http://www.applevalley.org)**

**AGENDA**  
**APPLE VALLEY PARKS AND RECREATION COMMISSION**  
**THURSDAY, APRIL 5, 2018**  
**REGULAR MEETING 6:00 P.M.**  
**TOWN COUNCIL CHAMBERS**  
**14955 DALE EVANS PARKWAY**

**PUBLIC PARTICIPATION IS INVITED.** *If you wish to be heard on any item on the agenda, please so indicate by filling out a REQUEST TO SPEAK form at the Commission meeting. Place the request in the Speaker Request Box on the table near the Town Clerk or hand to the Town Clerk at the meeting. (G.C. 54954.3 (a)).*

*Materials related to an item on this agenda submitted to the Commission after distribution of the agenda packet are available for public inspection in the Town Clerk's Office at 14955 Dale Evans Parkway, Apple Valley, CA during normal business hours. Such documents are also available on the Town of Apple Valley website at [www.applevalley.org](http://www.applevalley.org) subject to staff's ability to post the documents before the meeting.*

**(WHERE APPROPRIATE OR DEEMED NECESSARY, ACTION MAY BE TAKEN ON ANY ITEM LISTED IN THE AGENDA)**

**CALL TO ORDER:**

**ROLL CALL:**

**COMMISSIONERS** Chairman Tatera, D.\_\_\_\_\_, Vice-Chair Smith, V. \_\_\_\_\_,  
Commissioner Cambridge, R.\_\_\_\_\_, Commissioner Doran,  
P.\_\_\_\_\_. Commissioner Moon, M.\_\_\_\_\_.

**PLEDGE OF ALLEGIANCE:**

**PRESENTATIONS:** Report on Ground's Services Division of Public Works

**PUBLIC COMMENTS:**

*Anyone wishing to address an item not on the agenda or an item that is not scheduled for a public hearing at this meeting may do so at this time. California State Law does not allow the Commission to act on items not on the agenda, except in very limited circumstances. Your concerns may be referred to staff or placed on a future agenda.*

1. **Approval of Minutes for Park and Recreation Commission Meeting**  
**Recommendation:**  
Approve the minutes for the meeting of February 1, 2018.
  
2. **Approval of the Parks and Recreation Monthly Reports**  
**Recommendation:**  
Approval of the Parks and Recreation Monthly Reports for January and February 2018.

3. **Update of Parks and Recreation management Software**  
**Recommendation:**  
Receive and File.
4. **Review of the Parks and Recreation Budget for partial Fiscal year 2017-2018 – Ending January 31, 2018**  
**Recommendation:**  
Receive and File.
5. **Review and approval of recommended Program Fees**  
**Recommendation:**  
Discuss and approve updated fees
6. **Update on Park Projects**  
**Recommendation:**  
Receive and File.

**PARK AND RECREATION COMMISSIONER COMMENTS**

**PARKS AND RECREATION MANAGER'S REPORT**

**SUGGESTED ITEMS FOR FUTURE AGENDAS**

**ADJOURNMENT**



# TOWN OF APPLE VALLEY PARKS AND RECREATION COMMISSION STAFF REPORT

---

**To:** Parks and Recreation Commission                      **Date:** April 5, 2018  
**From:** Ralph Wright  
Parks and Recreation Manager                      **Item No:**   1    
**Subject:** APPROVAL OF MINUTES FOR PARK AND RECREATION  
COMMISSION MEETING

**T.M. Approval:** \_\_\_\_\_                      **Budgeted Item:**  Yes  No  N/A

---

## RECOMMENDED ACTION:

Approve the minutes for the regular meeting of the Parks and Recreation Commission on February 1, 2018.

## SUMMARY:

A. Regular Meeting – February 1, 2018

## BACKGROUND:

N/A

## FISCAL IMPACT:

N/A

**THE TOWN OF APPLE VALLEY  
PARK AND RECREATION COMMISSION  
FEBRUARY 1, 2018**

**CALL TO ORDER:**

Chairman Donald Tatera called the meeting of the Park and Recreation Commission of the Town of Apple Valley to order at 6:02 p.m. in the Town Council Chambers.

**ROLL CALL:**

Roll call was taken with the following members present: Chairman Donald Tatera; Vice-Chair Valerie Smith; Commissioner Patrick Doran; Commissioner Melissa Moon; Commissioner Richard Cambridge

Absent: None

**PLEDGE OF ALLEGIANCE:** Commissioner Richard Cambridge

**PRESENTATIONS:**

None

**PUBLIC COMMENTS:**

None

**1. Selection of Chairperson and Vice-Chairperson**

Commissioner Richard Cambridge motioned to keep the current Chairpersons as currently appointed. Melissa Moon seconded the motion.

Motion carried by a 5-0-0-0 vote.

**2. Approval of the Parks and Recreation Minutes for January 11, 2018 Meeting**

Commissioner Richard Cambridge motioned to approve the meeting minutes, Vice-Chair, Valerie Smith seconded the motion.

Motion carried by a 5-0-0-0 vote.

**3. Approval of Parks and Recreation Monthly Reports for November and December 2017**

Commissioner Melissa Moon motioned to approve the monthly reports, commissioner Patrick Doran seconded the motion.

Motion carried by a 5-0-0-0 vote.

#### **4. Selection of a date for the CIP Workshop**

Parks and Recreation Manager, Ralph Wright advised the commission that they needed to discuss and select a date for the upcoming CIP Workshop meeting. Mr. Wright had availability on March 1<sup>st</sup>. It was the consensus of the commission to approve the March 1<sup>st</sup> date for the first CIP Workshop meeting.

#### **5. Discussion regarding potential CDBG projects**

Parks and Recreation Manager, Ralph Wright discussed with the Commission the options for upcoming CDBG projects that are needed at some of the parks. He advised the commission of four different projects. 1) Resurface the James Woody parking lot 2) Permanent restroom at Mendel Park 3) Security cameras at James Woody Community Center 4) New Playground equipment at Corwin Park. The commission were all in favor of these particular items and plan to discuss additional projects at future meetings.

#### **6. Discussion regarding policy and court etiquette for the Town Tennis Courts**

Parks and Recreation Manager, Ralph Wright provided the commission with a copy of tennis court etiquette rules for the Apple Valley Golf Course Tennis Courts. Ralph Wright advised the commission of several disagreements that have occurred, and he believed having this policy in force will help resolve those issues. The commission provided several ideas that may also assist with the uncertainties of court etiquette.

Commissioner Richard Cambridge motioned to approve the policy and Commissioner Melissa Moon seconded the motion.

Motion carried a 5-0-0-0 vote.

#### **7. Update on the Etrak Recreation Management software**

Parks and Recreation Manager, Ralph Wright provided the commission with statistics on internet registrations versus in office registrations. He also discussed the positives that the system has made for the department; and he will continue to advise and update the commission with statistics and progress that the system has made for the department going forward.

### **PARK AND RECREATION COMMISSIONER COMMENTS**

Chairman, Donald Tatera discussed the CERT class hosted by Emergency Officer, Joseph Ramos. Chairman Tatera stated that he would like to have Joseph Ramos come in to speak and discuss the CERT training class. He also discussed that he participated in the CERT Class and advised the commission that the class has very helpful and provided a lot of knowledge if you are in an emergency situation.

## **PARK AND RECREATION MANAGER'S REPORT**

Ralph Wright, Parks and Recreation Manager advised the Commission of upcoming events that the department will be hosting. He discussed the Basketball league's success and the process of reorganizing the responsibilities of the department due to changes in staff. Ralph also requested the Commission's consensus on receiving their agendas at the meeting rather than mailing the hard copy. The commission agreed to email and then provide the hard copies at the Parks & Recreation Commission Meeting.

## **SUGGESTED ITEMS FOR FUTURE AGENDAS**

No suggestions for future agenda items.

## **ADJOURNMENT**

Motion by Chairman Donald Tatera and carried by those in attendance to adjourn the meeting at 6:58 p.m.

---

CHAIRMAN

---

TOWN CLERK



# TOWN OF APPLE VALLEY PARKS AND RECREATION COMMISSION STAFF REPORT

---

**To:** Parks and Recreation Commission      **Date:** April 5, 2018  
**From:** Ralph Wright  
Parks and Recreation Manager      **Item No:**   2    
**Subject:** APPROVAL OF PARKS AND RECREATION DEPARTMENT  
MONTHLY REPORTS

**T.M. Approval:** \_\_\_\_\_      **Budgeted Item:**  Yes  No  N/A

---

## RECOMMENDED ACTION:

Approve the monthly reports for the months of January and February of 2018.

## SUMMARY:

Monthly Report for the Parks and Recreation Department highlighting service levels for the months of January and February in FY 17/18.

## BACKGROUND:

N/A

## FISCAL IMPACT:

N/A



\*Fiscal Year \*  
2017/2018



(Right) Performers at the Hafla Belly dancing performance.

## Contents

Parks Maintenance

**P.1**

Parks Usage **P.2**

Facility Usage **P.3**

Sports **P.4**

Classes & Programs

**P.5**

Aquatics **P.6**

Special Events **P.7**

Volunteers/Instructors

**P.8**

User Groups **P.9**

## Park and Facility Maintenance

Total park acreage maintained: 196 acres • Total facility square footage maintained: 153,267 sq ft

	Monthly		Year-to-Date	
	2016-2017	2017-2018	2016-2017	2017-2018
# of trees PLANTED	0	0	6	5
# of trees REMOVED	0	6	6	31
# of trees TRIMMED	17	38	134	325
Service requests completed by Parks & Facilities	38	51	280	384
Vandalism incidents repaired	0	5	4	14
Graffiti incidents repaired	6	4	51	47

<i>Non Paid Labor Sources</i>	Monthly		Year-to-Date	
	2016-2017	2017-2018	2016-2017	2017-2018
Weekend Workers	304	408	2368	2784
Weekday Workers	512	536	4304	3315
<b>TOTAL non paid labor hours</b>	<b>816</b>	<b>944</b>	<b>6672</b>	<b>6099</b>

### Park & Facility Projects Completed


- Painted the interior lobby at Town Hall
- Replaced rubber mulch at Norm Schmidt Park
- Replaced rubber mulch at Mendel Park

# Park Usage

# 2

January 2018

## Corwin Park



Picnic Area Usage (scheduled)	# of uses	Monthly		Year-to-Date	
		2016-2017	2017-2018	2016-2017	2017-2018
Corwin Park		0	1	16	20
James Woody Park		0	0	2	2
Mendel Park		0	0	6	7
Sycamore Rocks Park		0	0	0	2
Thunderbird Park		0	0	0	2
Virginia Park		0	0	0	1
<b>TOTAL</b>		<b>0</b>	<b>1</b>	<b>24</b>	<b>34</b>



## James Woody Park

Park/Field Usage	# of uses	Monthly		Year-to-Date	
		2016-2017	2017-2018	2016-2017	2017-2018
Lenny Brewster Sports Center		141	223	1525	1366
Corwin Park		0	0	58	120
James Woody Park		6	4	1023	847
Lions Park		0	0	75	77
Mendel Park		0	0	92	81
Norm Schmidt Park		0	0	50	69
Sycamore Rocks Park		2	4	136	86
Thunderbird Park		1	10	79	190
Virginia Park		4	8	98	170
Yucca Loma Park		0	0	26	64
<b>TOTAL</b>		<b>154</b>	<b>249</b>	<b>3162</b>	<b>3070</b>



## Horsemen's Center

Horsemen's Center Usage	# of uses	Monthly		Year-to-Date	
		2016-2017	2017-2018	2016-2017	2017-2018
BMX		17	12	107	113
Horseshows		0	0	4	6
Picnics/Camping/Day use		6	12	66	102
<b>TOTAL</b>		<b>23</b>	<b>24</b>	<b>177</b>	<b>221</b>



## Civic Center Park

Civic Center Park Usage	# of uses	Monthly		Year-to-Date	
		2016-2017	2017-2018	2016-2017	2017-2018
Aquatic Center		50	41	748	756
Amphitheatre		0	0	11	14
<b>TOTAL</b>		<b>50</b>	<b>41</b>	<b>759</b>	<b>770</b>



# Facility Usage

# 3

January 2018



Town Hall	# of uses	Monthly		Year-to-Date	
		2016-2017	2017-2018	2016-2017	2017-2018
Recreation Center - Room 1		1	8	61	59
Recreation Center - Room 2		2	7	47	56
Recreation Center - Room 3		9	19	43	104
Recreation Center - Room 4		9	19	43	104
Recreation Center - Room 5		14	10	119	68
Full Conference Center		1	3	27	42
Conference Center - North Room		6	15	81	64
Conference Center - South Room		22	14	82	57
Development Services Conf Room 1		19	10	184	142
<b>TOTAL</b>		<b>83</b>	<b>105</b>	<b>687</b>	<b>696</b>

James A. Woody Community Center	# of uses	Monthly		Year-to-Date	
		2016-2017	2017-2018	2016-2017	2017-2018
Auditorium		47	47	273	279
Arts and Crafts Room		48	46	276	309
Kitchen		2	5	27	39
Mini-Gym		17	25	109	158
Gymnasium		49	57	292	339
<b>TOTAL</b>		<b>163</b>	<b>180</b>	<b>977</b>	<b>1124</b>

n/a - Figures not available

# Sports Participation

# 4

January 2018



(Left) Participants and coaches showing off their trophies at the end of the season basketball party.

Youth Basketball had incorrect number reported in December 2017. This has been corrected and reflects accordingly.

Pee Wee Sports	# of Participants	# of Participants	# of Teams	Facility Visits
	Monthly 2017-2018	Year to Date 2017-2018	Year-to-Date 2017-2018	Year To Date 2017-2018
Pee Wee Basketball - Summer/Winter	37	75	8	223
Adventures in Pee Wee Sports	0	30	0	81
<b>TOTAL</b>	<b>37</b>	<b>105</b>	<b>8</b>	<b>304</b>

Youth Sports	# of Participants	# of Participants	# of Teams	Facility Visits
	Monthly 2017-2018	Year to Date 2017-2018	Year-to-Date 2017-2018	Year To Date 2017-2018
Youth Volleyball	0	0	0	0
Youth Basketball - Summer/Winter	340	494	52	4782
Hot Shots Basketball	54	87	8	315
<b>TOTAL</b>	<b>394</b>	<b>581</b>	<b>60</b>	<b>5097</b>

Adult Sports	# of Participants	# of Participants	# of Teams	Facility Visits
	Monthly 2017-2018	Year to Date 2017-2018	Year-to-Date 2017-2018	Year To Date 2017-2018
Adult Softball	0	256	16	1920
Adult Basketball	0	216	16	1872
<b>TOTAL</b>	<b>0</b>	<b>472</b>	<b>32</b>	<b>3792</b>

Apple Valley Golf Course	Monthly		Year-to-Date	
	2016-2017	2017-2018	2016-2017	2017-2018
Total Golf Rounds Played	1851	2303	16455	16346



# Classes and Programs Participation

# 5

January 2018



(Left) Baton twirling class with their instructor, Ms. Taylor.

Classes/Programs	# of Participants		Facility Visits
	Monthly	Year to Date	Year To Date
	2017-2018	2017-2018	2017-2018
Adult Programs/Classes	91	588	2352
Youth Programs/Classes	112	698	2792
Day Camp	0	308	4135
Open Gym Basketball	155	2418	2418
Open Gym Pickleball	150	1138	1138
Therapeutic Recreation	5	65	65
<b>TOTAL</b>	<b>513</b>	<b>5215</b>	<b>12900</b>

The ASAP numbers previously reported were based on one registration per month. Children register weekly for the program resulting in different numbers than originally reported. This information has been corrected for the 2017-2018 fiscal year.

After School Program	# of Participants		Facility Visits
	Monthly	Year to Date	Year To Date
	2017-2018	2017-2018	2017-2018
Rio Vista Elementary School	144	744	16360
AAE	212	969	18585
Sitting Bull Academy (K-4)	180	918	14970
Sitting Bull Academy (5-8)	52	286	5330
Vanguard Preparatory (K-4)	144	648	12120
Vanguard Preparatory (5-8)	76	364	6800
Sycamore Rocks	48	160	2800
<b>Total</b>	<b>856</b>	<b>4089</b>	<b>76965</b>



# Aquatics

# 6

January 2018

## Water Aerobics



January	Monthly Registered 2017-2018	Monthly Visits 2017-2018	Year to Date Registered 2017-2018	Yearly Visits 2017-2018
100 Mile Swim Club:	11	154	128	1986
AV Swim Club:	8	160	116	2320
Jr. Lifeguard Training:			0	0
Lifeguard Training:			0	0
<b>Pool Special Events:</b>			0	0
Cardboard Boat Regatta:			106	106
Dive-In Movies:			305	305
Overnight Pool Party:			147	147
Summer Send-Off:			240	240
Water Festival:			0	0
Reverse Triathlon:			564	564
SCUBA			3	15
Swim Lessons - General:			444	4440
Swim Lessons - Private:			303	1818
Water Aerobics - Aqua Fitness:	17	272	227	2930
Lap Swim - Evening;			212	212
Lap Swim - Lunchtime:			84	84
Lap Swim - Morning:	166	166	1877	1877
Public Swim - Afternoon:			7856	7856
Public Swim - Evening:			1659	1659
AVUSD Practice:	40	880	240	4480
AVUSD Games:	155	465	775	2790
Pool Rentals:			0	0
<b>TOTAL</b>	<b>397</b>	<b>2,097</b>	<b>15,286</b>	<b>33,829</b>

We currently have 3 instructors for our Water Aerobics class.

- ◆ Elizabeth Fratt
- ◆ Cierra Berger
- ◆ Jordan Lunasco

The class is at capacity most days and our patrons love the class.

# Special Events

# 7

January 2018



(Left) Participants performing at our annual Hafla, held at the James Woody Community Center.

Special Events	Year-to-Date		
	# Participants/Attendees	2016-2017	2017-2018
Firecracker Run		224	230
Freedom Festival		12000	12000
Movie Night in the Park		150	150
Concerts in the Park		6000	6000
Gift of Sight		386	564
Reverse Triathlon		618	564
Cross Country Meet		201	118
Trunk or Treat		NO	1100
Holiday Craft Fair		1500	2100
Turkey Run		384	353
Christmas Tree Lighting		1500	1500
Hafla		185	35
<b>Total:</b>		<b>23148</b>	<b>24714</b>

n/a - Figures not applicable    min - Minimum participation not met    NO - Not offered





## Volunteers

# 8

January 2018

*(Left) Teen Zone members were recognized by the Town Council for volunteering 100 hours or more.*

	# of Volunteers Monthly 2017-2018	# of Volunteers Year-to-Date 2017-2018	# of Hours Year-to-Date 2017-2018
<b>Volunteens/Volunteers</b>	34	277	893.50
<b>Coaches</b>	40	94	575
<b>TOTAL</b>	<b>74</b>	<b>371</b>	<b>1468.5</b>

## Instructor Spotlight

**Jayne Faytol**

**Zumba ® Fitness Instructor**



- I've been a Licensed Zumba ® Fitness instructor since 2004. Trained by the creator Beto Perez, himself. One of the first in So Cal and the first in the High Desert.
- I am still as passionate and in Love with Zumba ® Fitness and it's Feel Good , Life Changing format since my first day teaching.
- Some of the accomplishments I am proud of being the first instructor to introduce new fitness formats to our community such as R.I.P.P.E.D, U-Jam Fitness, Bolly X and soon to come GROOV3! I believe knowledge will make a better instructor/individual, so I also hold certifications in Group Fitness and Personal Training.
- All this being said, I Love what I do and to share my passion for Music and Dance. I am humbled and appreciative that I hopefully can Strengthen Physically, Enlighten Mentally, and Uplift Emotionally those who I have met throughout the years.
- Fun Fact #1- EVERYONE has rhythm and Can Dance to the Beat, even if it's to your own ....that's the Best beat to follow!
- Fun Fact #2- My classes are a No judgment/No intimidation zone, just a 100% Fun Zone.
- Fun Fact #3- I am Silly, Nerdy, and at times Very Loud in class.
- I would Love if you come Dance with me! See you on the Dance Floor!





# User Group Participation

9

January 2018

	Year-to-Date	Monthly	Year to Date
	# of Participants	Facility Visits	Facility Visits
	2017-2018	2017-2018	2017-2018

Youth Baseball	1254	600	45368
Youth Football	377	0	21281
Youth Soccer	1012	9008	51038

User Group Usage	Reserved Uses	
	Monthly	Year To Date
	2017-2018	2017-2018
Youth Baseball	20	1107
Youth Football	0	206
Youth Soccer	114	969
<b>TOTAL</b>	<b>134</b>	<b>2282</b>



\*Fiscal Year \*  
2017/2018



(Right) Participants at the Heart Games finish line.

## Contents

Parks Maintenance **P.1**  
 Parks Usage **P.2**  
 Facility Usage **P.3**  
 Sports **P.4**  
 Classes & Programs **P.5**  
 Aquatics **P.6**  
 Special Events **P.7**  
 Volunteers/Instructors **P.8**  
 User Groups **P.9**

## Park and Facility Maintenance

Total park acreage maintained: 196 acres ● Total facility square footage maintained: 153,267 sq ft


	Monthly		Year-to-Date	
	2016-2017	2017-2018	2016-2017	2017-2018
# of trees PLANTED	0	1	6	6
# of trees REMOVED	1	1	7	32
# of trees TRIMMED	24	54	158	379
Service requests completed by Parks & Facilities	40	46	320	430
Vandalism incidents repaired	0	6	4	20
Graffiti incidents repaired	0	9	51	56

Non Paid Labor Sources	Monthly		Year-to-Date	
	2016-2017	2017-2018	2016-2017	2017-2018
Weekend Workers	240	320	2608	3104
Weekday Workers	408	224	4712	3539
<b>TOTAL non paid labor hours</b>	<b>648</b>	<b>544</b>	<b>7320</b>	<b>6643</b>

### Park & Facility Projects Completed

- ◆ Replaced Rubber Mulch at Civic Center Park
- ◆ Replaced Rubber Mulch at Corwin Park
- ◆ Replaced Rubber Mulch at Mendel Park
- ◆ Replaced damaged tiles at the Aquatic Center.

\*The Monthly Reports are based on a fiscal year\*  
July 1, 2017 - June 30, 2018




# Park Usage

# 2

February 2018

## Corwin Park



Picnic Area Usage (scheduled)	# of uses	Monthly		Year-to-Date	
		2016-2017	2017-2018	2016-2017	2017-2018
Corwin Park		1	2	17	22
James Woody Park		0	0	2	2
Mendel Park		0	0	6	7
Sycamore Rocks Park		0	0	0	2
Thunderbird Park		0	0	0	2
Virginia Park		0	0	0	1
<b>TOTAL</b>		<b>1</b>	<b>2</b>	<b>25</b>	<b>36</b>



## James Woody Park

Park/Field Usage	# of uses	Monthly		Year-to-Date	
		2016-2017	2017-2018	2016-2017	2017-2018
Lenny Brewster Sports Center		103	188	1628	1554
Corwin Park		34	26	92	146
James Woody Park		196	193	1219	1040
Lions Park		34	26	109	103
Mendel Park		13	8	105	89
Norm Schmidt Park		17	18	67	87
Sycamore Rocks Park		35	26	171	112
Thunderbird Park		36	34	115	224
Virginia Park		36	32	134	202
Yucca Loma Park		17	14	43	78
<b>TOTAL</b>		<b>521</b>	<b>565</b>	<b>3683</b>	<b>3635</b>



## Horsemen's Center

Horsemen's Center Usage	# of uses	Monthly		Year-to-Date	
		2016-2017	2017-2018	2016-2017	2017-2018
BMX		16	4	123	117
Horseshows		0	2	4	8
Picnics/Camping/Day use		3	5	69	107
<b>TOTAL</b>		<b>19</b>	<b>11</b>	<b>196</b>	<b>232</b>



## Civic Center Park

Civic Center Park Usage	# of uses	Monthly		Year-to-Date	
		2016-2017	2017-2018	2016-2017	2017-2018
Aquatic Center		46	49	794	805
Amphitheatre		1	1	12	15
<b>TOTAL</b>		<b>47</b>	<b>50</b>	<b>806</b>	<b>820</b>





# Facility Usage

# 3

February 2018



Town Hall	# of uses	Monthly		Year-to-Date	
		2016-2017	2017-2018	2016-2017	2017-2018
Recreation Center - Room 1		2	4	63	63
Recreation Center - Room 2		3	3	50	59
Recreation Center - Room 3		14	21	57	125
Recreation Center - Room 4		14	21	57	125
Recreation Center - Room 5		15	11	134	79
Full Conference Center		4	5	31	47
Conference Center - North Room		7	13	88	77
Conference Center - South Room		20	13	102	70
Development Services Conf Room 1		19	20	203	162
<b>TOTAL</b>		<b>98</b>	<b>111</b>	<b>785</b>	<b>807</b>

James A. Woody Community Center	# of uses	Monthly		Year-to-Date	
		2016-2017	2017-2018	2016-2017	2017-2018
Auditorium		44	23	317	302
Arts and Crafts Room		45	38	321	347
Kitchen		2	2	29	41
Mini-Gym		14	37	123	195
Gymnasium		43	22	335	361
<b>TOTAL</b>		<b>148</b>	<b>122</b>	<b>1125</b>	<b>1246</b>

n/a - Figures not available

# Sports Participation

# 4

February 2018



(Left) Pee Wee Basketball players trying to make a basket!!

Pee Wee Sports	# of Participants	# of Participants	# of Teams	Facility Visits
	Monthly 2017-2018	Year to Date 2017-2018	Year-to-Date 2017-2018	Year To Date 2017-2018
Pee Wee Basketball - Summer/Winter	37	75	8	297
Adventures in Pee Wee Sports	0	30	0	81
<b>TOTAL</b>	<b>37</b>	<b>105</b>	<b>8</b>	<b>378</b>

Youth Sports	# of Participants	# of Participants	# of Teams	Facility Visits
	Monthly 2017-2018	Year to Date 2017-2018	Year-to-Date 2017-2018	Year To Date 2017-2018
Youth Volleyball	0	0	0	0
Youth Basketball - Summer/Winter	340	494	52	7502
Hot Shots Basketball	54	87	8	477
<b>TOTAL</b>	<b>394</b>	<b>581</b>	<b>60</b>	<b>7979</b>

Adult Sports	# of Participants	# of Participants	# of Teams	Facility Visits
	Monthly 2017-2018	Year to Date 2017-2018	Year-to-Date 2017-2018	Year To Date 2017-2018
Adult Softball	0	256	16	1920
Adult Basketball	0	216	16	1872
<b>TOTAL</b>	<b>0</b>	<b>472</b>	<b>32</b>	<b>3792</b>

Apple Valley Golf Course	Monthly		Year-to-Date	
	2016-2017	2017-2018	2016-2017	2017-2018
Total Golf Rounds Played	2024	1799	18479	18145

# Classes and Programs Participation

# 5

February 2018



(Left) Ms. Olivia's Pre-school class, painting and having fun while learning!

Classes/Programs	# of Participants		Facility Visits
	Monthly	Year to Date	Year To Date
	2017-2018	2017-2018	2017-2018
Adult Programs/Classes	103	691	2764
Youth Programs/Classes	168	866	3464
Day Camp	0	308	4135
Open Gym Basketball	113	2531	2531
Open Gym Pickleball	151	1289	1289
Therapeutic Recreation	30	95	95
<b>TOTAL</b>	<b>565</b>	<b>5780</b>	<b>14278</b>

Please view our programs & classes  
online at  
[AVRecreation.org](http://AVRecreation.org)

After School Program	# of Participants		Facility Visits
	Monthly	Year to Date	Year To Date
	2017-2018	2017-2018	2017-2018
Rio Vista Elementary School	144	888	19240
AAE	212	1227	22825
Sitting Bull Academy (K-4)	180	1098	18570
Sitting Bull Academy (5-8)	52	338	6370
Vanguard Preparatory (K-4)	144	716	15000
Vanguard Preparatory (5-8)	76	440	8320
Sycamore Rocks	48	208	3840
<b>Total</b>	<b>856</b>	<b>4915</b>	<b>94165</b>

n/a - Figures not applicable    min - Minimum participation not met    NO - Not offered



# Aquatics

# 6

February 2018

## Water Aerobics



February	Monthly Registered 2017-2018	Monthly Visits 2017-2018	Year to Date Registered 2017-2018	Yearly Visits 2017-2018
100 Mile Swim Club:	11	176	139	2162
AV Swim Club:	13	260	129	2580
Jr. Lifeguard Training:			0	0
Lifeguard Training:			0	0
<b>Pool Special Events:</b>			0	0
Cardboard Boat Regatta:			106	106
Dive-In Movies:			305	305
Overnight Pool Party:			147	147
Summer Send-Off:			240	240
Water Festival:			0	0
Reverse Triathlon:			564	564
SCUBA			3	15
Swim Lessons - General:			444	4440
Swim Lessons - Private:			303	1818
Water Aerobics - Aqua Fitness:	12	192	239	3122
Water Aerobics - Drop In:	7	7	7	7
Lap Swim - Evening;			212	212
Lap Swim - Lunchtime:			84	84
Lap Swim - Morning:	180	180	2057	2057
Public Swim - Afternoon:			7856	7856
Public Swim - Evening:			1659	1659
AVUSD Practice:	110	2200	350	6680
AVUSD Games:	0	0	775	2790
Pool Rentals:	25	50	25	50
<b>TOTAL</b>	<b>358</b>	<b>3,065</b>	<b>15,644</b>	<b>36,894</b>

We currently have 3 instructors for our Water Aerobics class.

- ◆ Elizabeth Fratt
- ◆ Cierra Berger
- ◆ Jordan Lunasco

The class is at capacity most days and our patrons love the class.



# Special Events

# 7

February 2018



(Left) The top 3 winners at the 2018 Heart Games after receiving their medals.

Special Events	Year-to-Date		
	# Participants/Attendees	2016-2017	2017-2018
Firecracker Run		224	230
Freedom Festival		12000	12000
Movie Night in the Park		150	150
Concerts in the Park		6000	6000
Gift of Sight		386	564
Reverse Triathlon		618	564
Cross Country Meet		201	118
Trunk or Treat		NO	1100
Holiday Craft Fair		1500	2100
Turkey Run		384	353
Christmas Tree Lighting		1500	1500
Hafla		185	35
Heart Games		250	125
<b>Total:</b>		<b>23398</b>	<b>24839</b>





## Volunteers

# 8

February 2018

*(Left) Teen Zone members volunteering at the Annual Heart Games Event. .*

	# of Volunteers Monthly 2017-2018	# of Volunteers Year-to-Date 2017-2018	# of Hours Year-to-Date 2017-2018
<b>Volunteens/Volunteers</b>	40	317	1022.5
<b>Coaches</b>	40	134	847
<b>TOTAL</b>	<b>80</b>	<b>451</b>	<b>1869.5</b>

## Instructor Spotlight

### Neil Allen Garcia Guitar Instructor



- I enjoy showing people how to play recognizable songs they can show to friends and families.
- I make sure to check on each student individually and tailor learning sessions to what they want.
- Guitar including learning chords, scales, songs, and how to read music notation.
- I have played music live and recorded professionally for over ten years, and continue to do so.
- I have been a guitar instructor with Apple Valley Recreation since 2008.
- The goal of the Guitar program is to advance students' mastery of the guitar and musical knowledge, whatever their skill level.
- classes cover a variety of topics,



# User Group Participation

9

February 2018

	Year-to-Date	Monthly	Year to Date
	# of Participants	Facility Visits	Facility Visits
	2017-2018	2017-2018	2017-2018

Youth Baseball	2109	4220	65808
Youth Football	377	0	21281
Youth Soccer	1012	9008	60046

User Group Usage	Reserved Uses	
	Monthly	Year To Date
	2017-2018	2017-2018
Youth Baseball	398	1345
Youth Football	0	206
Youth Soccer	119	1088
<b>TOTAL</b>	<b>517</b>	<b>2639</b>





# TOWN OF APPLE VALLEY PARKS AND RECREATION COMMISSION STAFF REPORT

---

**To:** Parks and Recreation Commission      **Date:** April 5, 2018  
**From:** Ralph Wright  
Parks and Recreation Manager      **Item No:**   3    
**Subject:** UPDATE ON THE DEPARTMENT'S ONLINE REGISTRATION  
NUMBERS FOR THE MONTHS OF JANUARY AND FEBRUARY

**T.M. Approval:** \_\_\_\_\_      **Budgeted Item:**  Yes  No  N/A

---

## RECOMMENDED ACTION:

Receive and File

## SUMMARY:

Our citizens continue to use our online registration platform at a greater percentage Each month. Our new Recreation Management software, which included the online registration capabilities was implemented beginning August of 2017. Online registrations for the month of January and February 2018 continue to trend positively in the overall migration online.

### January

740 – Total registrations & payments made  
553 – Office – 74.73%  
187 – Internet – 25.27%

### February

801 – Total registrations & payments made  
552 – Office – 68.91%  
249 – Internet – 31.09%

## BACKGROUND:

N/A

## FISCAL IMPACT:

N/A



# TOWN OF APPLE VALLEY PARKS AND RECREATION COMMISSION STAFF REPORT

---

**To:** Parks and Recreation Commission      **Date:** April 5, 2018  
**From:** Ralph Wright  
Parks and Recreation Manager      **Item No:**   4    
**Subject:** REVIEW OF THE PARKS AND RECREATION BUDGET FOR FISCAL  
YEARS 2017-18 Ending January 31, 2018

**T.M. Approval:** \_\_\_\_\_      **Budgeted Item:**  Yes  No  N/A

---

## RECOMMENDED ACTION:

Receive and File.

## SUMMARY:

Staff will review the adopted 2017-18 budget through January 31, 2018.

## BACKGROUND:

N/A

## FISCAL IMPACT:

N/A

Town of Apple Valley  
**Parks & Recreation Fund**  
 Schedule of Revenues, Expenditures and Changes in Fund Balance  
 For the Month Ended January 31, 2018

	Budget	Current Month	Fiscal Year-to-date	Prior Fiscal Year-to-date
<b>Revenue - General</b>				
Property Taxes	\$ 1,600,000	\$ 90,809	\$ 1,013,860	\$ 947,239
Cell Tower Rents	80,000	6,602	39,073	52,975
Grants	140,520			
Other - General	2,200	(1,901)	(3,441)	10,916
<b>Total Revenue - General</b>	<b>1,822,720</b>	<b>95,510</b>	<b>1,049,492</b>	<b>1,011,130</b>
<b>Expenditures - General</b>				
Interest Expense	-	19,585	24,586	14,301
<b>Total Expenditures - General</b>	<b>-</b>	<b>19,585</b>	<b>24,586</b>	<b>14,301</b>
<b>General Revenue Over (Under) Expenditures</b>	<b>1,822,720</b>	<b>75,925</b>	<b>1,024,906</b>	<b>996,829</b>
<b>Recreation:</b>				
Revenues <sup>1</sup>	958,115	108,486	500,638	475,311
Expenditures <sup>1</sup>	1,628,531	99,988	868,287	827,306
<b>Recreation Rev. Over (Under) Expenditures</b>	<b>(670,416)</b>	<b>8,498</b>	<b>(367,648)</b>	<b>(351,995)</b>
<b>Parks:</b>				
Parks Grounds Expenditures	1,580,632	125,773	1,128,238	996,232
Facilities Maintenance Expenditures	262,853	17,175	120,639	144,987
<b>Total Parks Expenditures</b>	<b>(1,843,485)</b>	<b>(142,948)</b>	<b>(1,248,877)</b>	<b>(1,141,219)</b>
<b>Other Revenue (Expenditure) Items</b>				
Transfer(s) (to) From Other Funds	691,181	-	-	-
<b>Net change in Fund Balance</b>	<b>\$ -</b>	<b>\$ (58,524)</b>	<b>\$ (591,620)</b>	<b>\$ (496,385)</b>
<b>Fund Balance - beginning</b>	<b>(6,599,565)</b>		<b>(6,599,565)</b>	<b>(6,637,633)</b>
<b>Fund Balance - ending</b>	<b>\$ (6,599,565)</b>		<b>\$ (7,191,185)</b>	<b>\$ (7,134,018)</b>

<sup>1</sup> See attached list by program

Programs:	Budget	Current Month	Fiscal Year-to-date	Prior Fiscal Year-to-date
Adult Sports - Revenue	27,787	1,616	17,339	10,689
Adult Sports - Expenditures	45,738	2,210	25,471	20,745
<b>Total - Adult Sports</b>	<b>(17,951)</b>	<b>(594)</b>	<b>(8,132)</b>	<b>(10,056)</b>
Aquatic Complex - Revenue	237,623	19,272	97,779	104,854
Aquatic Complex - Expenditures	452,937	23,479	231,808	217,794
<b>Total - Aquatic Complex</b>	<b>(215,314)</b>	<b>(4,207)</b>	<b>(134,029)</b>	<b>(112,940)</b>
ASAP - Revenue	280,000	33,925	155,759	144,628
ASAP - Expenditures	285,915	15,551	150,783	121,515
<b>Total - ASAP</b>	<b>(5,915)</b>	<b>18,375</b>	<b>4,975</b>	<b>23,113</b>
Day Camp - Revenue	38,500	228	13,152	13,406
Day Camp - Expenditures	63,058	5,157	36,848	33,966
<b>Total - Day Camp</b>	<b>(24,558)</b>	<b>(4,930)</b>	<b>(23,696)</b>	<b>(20,560)</b>
Instructor Classes - Revenue	139,383	11,827	63,207	76,800
Instructor Classes - Expenditures	171,235	7,217	62,660	72,168
<b>Total - Instructor Classes</b>	<b>(31,852)</b>	<b>4,610</b>	<b>547</b>	<b>4,632</b>
PIO Events - Revenue	13,500	4,057	11,319	8,734
PIO Events - Expenditures	164,207	3,235	115,267	123,345
<b>Total - PIO Events</b>	<b>(150,707)</b>	<b>822</b>	<b>(103,948)</b>	<b>(114,611)</b>
Recreation - Revenue	14,335	120	7,346	7,427
Recreation - Expenditures	222,689	19,562	133,902	129,121
<b>Total - Recreation</b>	<b>(208,354)</b>	<b>(19,442)</b>	<b>(126,555)</b>	<b>(121,694)</b>
Rentals - Revenue	134,000	35,739	99,397	68,998
Rentals - Expenditures	82,908	8,674	49,367	46,261
<b>Total - Rentals</b>	<b>51,092</b>	<b>27,065</b>	<b>50,030</b>	<b>22,738</b>
Skate Park - Revenue	-	-	-	-
Skate Park - Expenditures	5,000	-	-	-
<b>Total - Skate Park</b>	<b>(5,000)</b>	<b>-</b>	<b>-</b>	<b>-</b>

Programs:	Budget	Current Month	Fiscal Year-to-date	Prior Fiscal Year-to-date
User Groups - Revenue	27,500	-	10,587	10,782
User Groups - Expenditures	<u>37,716</u>	<u>2,237</u>	<u>13,995</u>	<u>13,255</u>
Total - User Groups	<u>(10,216)</u>	<u>(2,237)</u>	<u>(3,408)</u>	<u>(2,473)</u>
Youth Sports - Revenue	45,487	1,702	24,753	28,992
Youth Sports - Expenditures	<u>97,128</u>	<u>12,666</u>	<u>48,186</u>	<u>49,135</u>
Total - Youth Sports	<u>(51,641)</u>	<u>(10,964)</u>	<u>(23,433)</u>	<u>(20,143)</u>
Total Revenue	958,115	108,486	500,638	475,311
Total Expenditures	<u>1,628,531</u>	<u>99,988</u>	<u>868,287</u>	<u>827,306</u>
Net - ALL	<u>(670,416)</u>	<u>8,498</u>	<u>(367,648)</u>	<u>(351,995)</u>

	Current Year Budget	Current Month	Year-to-date	Last Year-to- date
Parks:				
Tire Grant	140,520	-	130,600	-
Brewster	298,625	28,355	231,044	208,940
Civic Center Park	239,955	10,460	181,693	125,311
Corwin Park	61,709	7,912	48,437	32,553
Grounds Operations	109,050	5,133	48,726	263,333
Horsemen's Center	73,694	5,330	64,075	46,041
James Woody Park	243,153	41,352	178,199	120,763
Lion's Park	37,872	1,912	29,423	20,305
Mendel	56,266	3,231	22,352	21,696
Schmidt	81,523	3,226	35,354	34,358
Sycamore Rocks	36,681	7,055	26,149	16,071
3 Diamond Skate	5,961	2,621	4,725	1,163
Thunderbird	72,926	2,347	55,307	48,263
Virginia	63,159	2,703	46,406	31,716
Yucca Loma	59,538	4,138	25,748	25,721
	<u>1,580,632</u>	<u>125,773</u>	<u>1,128,238</u>	<u>996,232</u>



	Current Year Budget	Current Month	Year-to-date	Last Year-to- date
Facilities:				
Facilities Operations	27,651	1,746	11,912	12,593
Brewster Facilities	5,299	517	2,534	4,845
Amphitheater Facilities	6,149	328	3,534	3,363
Corwin Facilities	4,799	186	1,615	3,742
Thunderbird Facilities	2,941	391	963	-
Horsemen's Facilities	5,299	305	1,869	4,116
James Woody Auditorium	103,182	7,504	51,745	58,999
James Woody Gym	88,839	5,253	39,333	47,950
James Woody Pal Center	5,960	266	1,892	1,395
James Woody Restroom	12,734	679	5,242	7,984
	<u>262,853</u>	<u>17,175</u>	<u>120,639</u>	<u>144,987</u>



# TOWN OF APPLE VALLEY PARKS AND RECREATION COMMISSION STAFF REPORT

---

**To:** Parks and Recreation Commission **Date:** April 5, 2018

**From:** Ralph Wright  
Parks and Recreation Manager **Item No:** 5

**Subject:** REVIEW AND APPROVAL OF PROGRAM FEES

**T.M. Approval:** \_\_\_\_\_ **Budgeted Item:**  Yes  No  N/A

---

## RECOMMENDED ACTION:

1. Review and Discuss
2. Approve Program Fees

## SUMMARY:

The Recreation Department consistently evaluates the program fees to ensure the adopted fee is properly designed to cover the associated direct costs of each program. As a guide, the department's pricing policy sets fees that ensures that all of the directly attributable costs(variable costs) plus an additional 10% for youth sports and 20% for adult sports is the baseline for the fee establishment.

Due to seasonal staffing cost increases aligned with the increase in minimum wage, there is a need to propose a fee increase for those programs with heavy staffing requirements. The proposed fee increases to our After School Activities Program(ASAP), Day Camps, Pee Wee Sports, Running events, Swim lessons and Youth Sports offerings are reasonable and will allow us to recover direct variable program costs. The proposed fee increase is not expected to negatively impact the participation level in any of the programs.

Additionally, in a effort to minimize the impact on our participants in our Pee Wee and Youth Sports programs, as part of the increase, participants will receive a nominal picture package included with their program registration. In the past, participants were required to purchase pictures if they were so inclined. The existing fees, proposed new fees and anticipated registration numbers for each program are listed on Exhibit A.

The entire adopted program fee schedule for FY 17-18 is also attached as exhibit B

**FISCAL IMPACT:**

The recreation program fees are currently designed to recover all direct variable program costs as well as a percentage of the indirect staffing and operational costs for the Department. The proposed changes will ensure that the respective fees continue to do so. These proposed increases would be put in place for FY 18-19 Budget and would increase the revenue for the programs by a little over \$32,000 mirroring the anticipated staffing cost increases for the same programs.

**ATTACHMENTS:**

Exhibit A – Proposed Fee Changes

Exhibit B – Current Adopted program fee schedule

## EXHIBIT A -

Recreation Program Fees				
Program	Current Fee	proposed new fee	Anticipated participation	
After School Activities Program(ASAP)	\$42.00	\$45.00	7220	
<b>Day Camp</b>				
Full time - 55 hours per week	\$100.00	\$107.00	230	
Part Time - 27.5 hours per week	\$53.00	\$57.00	180	
3 Day - 33 hours - per week	\$61.00	\$65.00	180	
<b>Pee Wee Sports</b>				
basketball, soccer & T-ball	\$48.00	\$52.00	220	
<b>Youth Sports programs</b>				
Basketball, Flag Football and volleyball	\$60.00	\$65.00	590	
<b>Running Events</b>				
Pre-registration	\$19.00	\$20.00	400	
On-site registration	\$23.00	\$25.00	150	
<b>Swim Lessons</b>				
Group Lessons				
10 lessons	\$36.00	\$38.00	1550	
6 lessons	\$26.00	\$27.00		
Private and Semi Private Lessons - Summer Rates				
Private 10 lessons	\$91.00	\$96.00	170	
Private 6 lessons	\$68.00	\$71.00		
<b>Semi-Private 10 lessons</b>				
2 children	\$57.00	\$60.00	170	
3 children	\$52.00	\$55.00		
4 children	\$46.00	\$48.00		
<b>Semi-Private 6 lessons</b>				
2 children	\$39.00	\$41.00		
3 children	\$36.00	\$38.00		
4 children	\$32.00	\$34.00		



# Schedule C

---

Parks and Recreation

This page intentionally left blank.



Town of Apple Valley

<b>PROGRAM FEES</b>	<b>STANDARD FEES</b>
<b>Youth Programs</b>	
After School Program	\$42.00
ASAP Phone In Registration Fee	\$2.00
Birthday Party Package with food	\$135.00
Birthday Party Package without food	\$100.00
Face Painting for Party Package	\$15.00
Skate Park Birthday Party Package	\$135.00
Day Camp/Program Full Time	\$100.00
Day Camp/Program Part Time	\$53.00
Day Camp/Program 3 days/week	\$61.00
Teen Nights Admission	\$5.00/session/person
Teen Events	\$5.00/session/person
Teen Team Nights	\$11.00/team
Toddler Olympics	\$5.00/session/person
Family Olympics	\$55.00/team
Parent's Night Out	\$12.00/session/person
<b>Adult Programs</b>	
Excursions	Actual Cost
<b>Adult Sports</b>	
Adult Soccer	\$345.00/team
Adult Softball	\$355.00/team
Adult Flag Football	\$316.00/team
Adult Basketball	\$365.00/team
Adult Volleyball	\$137.00/team
Adult 3 on 3 Basketball Tournament	\$43.00/team
Softball Tournament	\$210.00/team
Open Gym Adult	\$3.00/ session/person
Adult Kickball	\$258.00/team
<b>Youth Sports</b>	
Pee Wee & Hot Shot Sports	\$48.00/session/person
Winter Youth Basketball	\$60.00/session/person
Summer Youth Basketball	\$60.00/session/person
Pee Wee Soccer	\$48.00/session/person
Pee Wee T-Ball	\$48.00/session/person
Adventures in Pee Wee Sports	\$48.00/session/person
Youth Flag Football	\$60.00/session/person
Youth Coed Volleyball	\$60.00/session/person
Youth 3 on 3 soccer tournament	\$35.00/session/team
Open Gym Youth	\$2.00/session/person
Youth Basketball Tournament	\$180.00/team
Participation Fee – Youth User Groups	\$10.00/person

<b>PROGRAM FEES</b>	<b>STANDARD FEES</b>
<b>Special Events - Participation</b>	
5K/10K Runs Pre-registration	\$19.00 /person
5K/10K Runs On-site registration	\$23.00 /person
Recreation Special Event Fee	\$2.00/session/person
Recreation Special Event Fee	\$3.00/session/person
Recreation Special Event Fee	\$4.00/session/person
Recreation Special Event Fee	\$5.00/session/person
Haunted House Admission	\$4.00/session/person
Haunted House (repeat visits)	\$1.00/session/person
Most Talented Kid Group Fee	\$10.00/session/group
Most Talented Kid Individual Fee	\$5.00/session/person
AV Idol Participant Fee	\$5.00/session/person
Mud Fest	\$45.00/session/team
Campfire Programs	\$7.00/session/person
Family Camping Event	\$9.00/session/person
Father/Son Tournament	\$35.00/team/tournament
Mother's Day Tea Party	\$18.10/event/person
Special Apples – Craft/Sports	\$3.00/session/person
Special Apples – Dance	\$5.00/person
Open Skate/BMX	\$3.10/session/person
Open Skate/BMX Pass	\$32.10/pass/person
Skate Demo Day	\$3.10/session/person
BMX Demo Day	\$3.10/session/person
Skate Competition	\$5.15/session/person
BMX Competition	\$5.15/session/person
<b>Special Events - Vendors</b>	
Freedom Festival – Single	\$90.00
Freedom Festival – Double	\$150.00
Flea Market – Regular	\$20.00
Flea Market – Non-Profit/Civic	\$10.00
Sunset Concert	\$75.00
Holiday Craft Fair – Single Inside	\$60.00
Holiday Craft Fair – Single Outside	\$20.00
<b>Aquatics</b>	
Recreation Swim – Adult	\$3.00/session/person
Recreation Swim - Child	\$2.00/session/person
Rec Swim Season Pass – Adult	\$150.00/person
Rec Swim Season Pass – Child	\$100.00/person
Lap Swim Daily Summer	\$4.00/session/person
Lap Swim Monthly Summer	\$68.00/session/person
Lap Swim Daily Winter	\$5.00/session/person
Lap Swim Monthly Winter	\$78.00/session/person
Pool Pass Replacement	\$10.60/pass



<b>PROGRAM FEES</b>	<b>STANDARD FEES</b>
<b>Aquatics - Continued</b>	
Special Events/Pool	\$6.20/event/person
Pool Party 50-100 people (during rec swim hours)	\$69.00 plus \$2/person
Pool Party 26-49 people (during rec swim hours)	\$49.00 plus \$2/person
Pool Party under 25 people (during rec swim hours)	\$32.00 plus \$2/person
Pool Party Package – Exclusive Pool Use	\$148.00/2 hour session
Pool Rental Package – Lifeguard Fees	\$50 - \$150
Private Swim Lessons Summer	\$91.00/person
Private Swim Lessons Winter	\$100.00/person
Semi-Private Swim Lessons Summer	\$57.00/person
Semi-Private Swim Lessons Winter	\$62.00/person
Swim Lessons Weekdays	\$36.00/session/person
Swim Lessons Saturdays	\$26.00/session/person
Youth Swim Meet	\$2.00/session/person
Lifeguard Training	\$200.00/session/person
Guard Start	\$40.00/session/person
Community Water Safety	\$30.00/session/person
Apple Valley Swim Club 3 day/week	\$45.00/month/person
Apple Valley Swim Club 4 days/week	\$55.00/person
Apple Valley Swim Club 5 days/week	\$65.00/person
Basic Water Rescue	\$50.00/session/person
CPRO Review	\$44.00/session/person

## **COMMERCIAL RATES**

This rate applies to anyone promoting or operating for-profit activities. Standard rates, as listed above, will apply. In addition, a minimum of 10% of projected revenue will be charged, along with any other applicable Town of Apple Valley fees (i.e., business licenses, seller's permits, etc.). \*These fees will only be assessed to those groups unable to provide their own set-up and take down. N/A - Means the fee and service was previously not offered.

## **NON-PROFIT FEES ESTABLISHED**

Non-profit rates are available only to approved Park and Recreation Department or Town-based non-profit, tax-exempt groups whose services or activities are provided to local residents (open to the public). Any group qualifying for this rate must fall within the same public scrutiny as the Town of Apple Valley, and the following shall apply:

1. All groups qualifying for this rate must submit proof of non-profit status.
2. All meetings are public and must comply with the Brown Act,
3. All groups qualifying for this rate must submit a financial summary to the Town, upon request. All records (i.e., minutes, board of directors' home numbers, etc.) must be made available to the general public.

## **PRIORITY USES ESTABLISHED**

Town Parks and Facilities are to be used for activities, programs and/or special events, which provide optimum use and benefit to the residents of the Town of Apple Valley. Facility uses shall be granted in the following order:

1. Town-sponsored events, programs and activities.
2. Other Town-based agencies that reciprocate equally with the Town for park and facility uses on a straight exchange basis.
3. Programs/activities conducted by Town-based, non-profit community serving groups, serving the Town of Apple Valley community-at-large.
4. All others.

## **TOWN ASSISTED ORGANIZATIONS**

1. All meetings must be open to the public and comply with the Brown Act.
2. All records (minutes, financial reports, etc.) must be made available to the general public.
3. Town assisted groups may be required to provide their organization's volunteer labor and/or service in exchange for free usage of facilities and parks.

## **ADDITIONAL REQUIREMENTS AND INFORMATION:**

1. Damage deposits, insurance, security guards, portable restrooms, trash receptacles/dumpsters and any other requirements deemed necessary by the Town Manager, or designee, may be required depending on the type of activity and the number of people attending.
2. Facility usage may be denied for uses if determined by the Town Manager, or designee, to constitute a monopoly.
3. Additional fees for special services or for rental equipment such as tables, chairs, portable sound system, sports equipment, etc., may be required,
4. Exceptions may occasionally be made to the established rates for special circumstances or events, which are deemed to be in the best interest of the Town, by the Town Manager, or designee.



# TOWN OF APPLE VALLEY PARKS AND RECREATION COMMISSION STAFF REPORT

---

**To:** Parks and Recreation Commission

**Date:** April 5, 2018

**From:** Ralph Wright  
Parks and Recreation Manager

**Item No:** 6

**Subject:** Update on Park and Facility Projects

**T.M. Approval:** \_\_\_\_\_

**Budgeted Item:**  Yes  No  N/A

---

## RECOMMENDED ACTION:

Receive and File.

## SUMMARY:

Staff will update the Commission on current and upcoming projects

## BACKGROUND:

N/A

## FISCAL IMPACT:

N/A