



Town of
Apple Valley

Town of Apple Valley

**CONSOLIDATED ANNUAL
PERFORMANCE AND
EVALUATION REPORT (CAPER)**

Program Year 2017-2018

DRAFT – September 25, 2018

This page intentionally left blank.

Table of Contents

CR-05 - Goals and Outcomes	1
CR-10 Racial and Ethnic Composition of (person/households/families) Assisted	6
CR-15 Resources and Investments.....	7
CR-20 Affordable Housing.....	13
CR-25 Homeless and Other Special Needs	16
CR-30 Public Housing	21
CR-35 Other Actions.....	24
CR-40 Monitoring.....	32
CR-45 CDBG.....	34
CR-50 HOME.....	36

Appendices

Appendix A – Public Notices	A
Appendix B – Summary of Citizen Participation Comments.....	B
Appendix C – IDIS Reports	C

This page intentionally left blank.

CR-05 - Goals and Outcomes

Progress the jurisdiction has made in carrying out its strategic plan and its action plan. 91.520(a)

This could be an overview that includes major initiatives and highlights that were proposed and executed throughout the program year.

This 2017-2018 Consolidated Annual Performance and Evaluation Report (CAPER) is the Town of Apple Valley's report to the U.S. Department of Housing and Urban Development (HUD) describing the use of federal Community Development Block Grant (CDBG) and HOME Investment Partnerships (HOME) funds during the first program year of the 2017-2021 Consolidated Plan period, covering July 1, 2017 to June 30, 2018. HOME funds received by the Town are funds award to the Consortia between the Town of Apple Valley and the City of Victorville in which the Town is identified as the lead agency.

The Town receives CDBG and HOME funds from HUD on a formula basis each year, and in turn, implements projects and also awards grants and loans to nonprofit, for-profit or public organizations for projects in furtherance of the adopted Consolidated Plan. The CDBG and HOME programs generally provide for a wide range of eligible activities for the benefit of low- and moderate-income Apple Valley residents.

During the 2017-2018 program year, the Town received \$541,977 of CDBG funds and \$535,113 in HOME funds. The investment of CDBG and HOME funds was a catalyst for positive change in the community. Together with other federal, state and local investments, HUD resources allowed the Town and its partners to:

- Provide Suitable Living Environments to residents by:
 - Providing clothing kits to a total of 427 unduplicated residents
 - Providing shelter and shelter services to a total of 49 unduplicated residents
 - Providing literacy services to a total of _____ unduplicated at-risk youths
 - Providing shelter and transitional shelter services to a total of 83 unduplicated residents suffering or fleeing from domestic violence
 - Providing adult literacy services to a total of 17 unduplicated residents
 - Providing minor home repairs related to health and safety issues for a total of 51 unduplicated seniors and/or disabled adults
 - Providing counseling and supportive services to a total of _____ unduplicated child abuse victims
 - Providing resources and referrals to a total of 408 unduplicated single mothers
 - By issuing a total of _____ code enforcement citations in an effort to address health and safety concerns
- Providing Affordable Housing assistance to residents by:
 - Providing a total of _____ owner occupied eligible households with financial assistance in the form of loans to rehabilitate their single-family residence under

- the Town's Residential Rehabilitation Loan Program (RRLP)
- Providing a total of _____ owner occupied eligible senior households with financial assistance in the form of grants to rehabilitate their single-family residence under the City of Victorville's Senior Home Repair Program (SHRP)
- CHDO projects (TBD)
- Expand Economic Opportunities for residents through job creation and/or retention and businesses through business assistance and/or retention:
 - By commencing the preparation of program guidelines for the Town's Small Business ADA Rehabilitation Loan Program
- Further Fair Housing Objectives in Consortia by providing fair housing services to a total of 60 unduplicated residents.

Table 1 provides a summary of the five-year and first-year accomplishments for the period ending June 30, 2018, arranged by each of the Strategic Plan Goals included in the 2017-2021 Strategic Plan of the Consolidated Plan.

Comparison of the proposed versus actual outcomes for each outcome measure submitted with the consolidated plan and explain, if applicable, why progress was not made toward meeting goals and objectives. 91.520(g)

Categories, priority levels, funding sources and amounts, outcomes/objectives, goal outcome indicators, units of measure, targets, actual outcomes/outputs, and percentage completed for each of the grantee’s program year goals.

Goal	Category	Source / Amount	Indicator	Unit of Measure	Expected Strategic Plan	Actual Strategic Plan	Percent Complete	Expected Program Year	Actual Program Year	Percent Complete
Provide Suitable Living Environments	Homeless/ Non-Homeless/ Special Needs	CDBG: \$1,495,512 HOME: \$552,880	Public services activities for Low/Moderate Income Housing Benefit	Households Assisted	150	0	0.00%	1,399	0	0.00%
				Persons Assisted	0	1,035	1,035%	0	1,035	1,035%
			Housing Code Enforcement/Foreclosed Property Care	Households Assisted	0	0	0.00%	875	0	0.00%
			Public Facility Infrastructure Activities other than Low/Moderate Income Housing Benefit	Persons Assisted	0	0	0.00%	600	0	0.00%
Affordable Housing	Affordable Housing	CDBG: \$373,878 HOME: \$18,474	Public service activities for Low/Moderate Income Housing Benefit	Households Assisted	450	0	0.00%	11	0	0.00%

Goal	Category	Source / Amount	Indicator	Unit of Measure	Expected Strategic Plan	Actual Strategic Plan	Percent Complete	Expected Program Year	Actual Program Year	Percent Complete
Expand Economic Opportunities	Non-Housing Community Development	CDBG: \$373,878	Jobs created/retained	Jobs	150	0	0.00%	0	0	0.00%
			Businesses assisted	Businesses Assisted	0	0	0.00%	8	0	0.00%
Further Fair Housing Objectives in Consortia	Non-Homeless Special Needs	CDBG: \$249,252 HOME: \$118,474	Public service activities other than Low/Moderate Income Housing Benefit	Persons Assisted	250	60	24%	0	60	60%
				Households Assisted	0	0	0.00%	400	0	0.00%

Table 1 - Accomplishments – Program Year & Strategic Plan to Date

Assess how the jurisdiction’s use of funds, particularly CDBG, addresses the priorities and specific objectives identified in the plan, giving special attention to the highest priority activities identified.

During the program year, the Town and its housing and community development partners made progress on several 2017-2018 activities as well as some multi-year activities that continued during the program year. All CDBG funded activities addressed specific high priority objectives identified in the 2017-2021 Consolidated Plan.

The ten CDBG-funded Public Service activities served approximately 1,095 residents throughout the program year. These services included, but were not limited to, fair housing services, homeless shelter, domestic violence services, senior/disabled adult services, youth services and other public services. Secondly, the Town elected to revise its RRLP guidelines increasing the maximum assistance from \$20,000 to \$25,000 to help address the need in the community. This increase in assistance proved to be a success during the program year with a total of XX housing rehabilitation activities being completed. Lastly, the Town made great strides at preparing program guidelines for the Town’s Small Business ADA Rehabilitation Loan Program. The program is anticipated to commence in full effect during the second quarter of the 2018-2019 program year.

A majority of CDBG and HOME funds were allocated to Community Development housing programs, more specifically RRLP activities to benefit low- and moderate-income residents and provide housing preservation that directly supports affordable housing. Through the combination of CDBG and HOME funds, the Town was able to provide housing rehabilitation assistance to a total of XXX households.

Each of the activities that were underway during the 2017-2018 program year are listed in **Figure 1**, including the amount of CDBG funds allocated to the activity and the amount spent as of June 30, 2018. **Figure 2** provides the numeric accomplishment goal and the amount accomplished as of June 30, 2018.

Figure 1 – Use of CDBG and HOME Funds

Figure 1 to be inserted

Figure 2 – Program Year Accomplishments by Strategic Plan Goal

Figure 2 to be inserted

CR-10 - Racial and Ethnic composition of families assisted

Describe the families assisted (including the racial and ethnic status of families assisted).
91.520(a)

	CDBG	HOME
White	475	195
Black or African American	185	109
Asian	7	0
American Indian or American Native	3	5
Native Hawaiian or Other Pacific Islander	4	4
Total	674	313
Hispanic	272	58
Not Hispanic	402	255

Table 2 – Table of assistance to racial and ethnic population by source of funds

Narrative

Table 2 provides an aggregate of race and ethnicity data for persons and households served during the program year based on accomplishment data from all CDBG and HOME activities reported in HUD’s Integrated Disbursement and Information System (IDIS). For more detailed demographic information by project or activity for CDBG, refer to report PR-03 in **Appendix C**.

Based on the information in **Table 2**, a diverse array of persons and households benefitted from CDBG and HOME funded housing, public facilities and public service activities during the program year.

CR-15 - Resources and Investments 91.520(a)

Identify the resources made available

Source of Funds	Source	Resources Made Available	Amount Expended During Program Year
CDBG	CDBG	\$768,131.48	TBD
HOME	HOME	\$632,358.57	TBD

Table 2 - Resources Made Available

Narrative

The federal, state, local and private resources available for the implementation of projects during the 2017-2018 program year are identified in **Table 3**. The CDBG resources include \$541,977 of formula grant funds and \$226,154.48 in program income. The HOME resources include \$535,113 of formula grant funds and \$97,245.57 in program income to be allocated to projects in the 2017-2018 Action Plan.

Identify the geographic distribution and location of investments

Target Area	Planned Percentage of Allocation	Actual Percentage of Allocation	Narrative Description
Townwide	11.1%	11.1%	James Woody Park Playground Structure Project

Table 3 – Identify the geographic distribution and location of investments

Narrative

For the 2017-2018 program year, the Town allocated \$60,000 of CDBG funds to the James Woody Park Playground Structure activity designed to benefit the Low-and Moderate-Income Areas, representing 11.1 percent of the Town’s total CDBG investment for the 2017-2018 program year. This project is anticipated to commence during the beginning of the second quarter of the 2018-2019 program year.

Leveraging

Explain how federal funds leveraged additional resources (private, state and local funds), including a description of how matching requirements were satisfied, as well as how any publicly owned land or property located within the jurisdiction that were used to address the needs identified in the plan.

To address housing and community development needs in Apple Valley, the Town leverages its CDBG and HOME entitlement grants with a variety of funding resources in order to maximize the effectiveness of available funds such as appropriate state, local and private resources.

The Town and its subrecipients were able to leverage approximately \$_____ of CDBG and HOME funds to address identified needs in the plan. The Town of Apple Valley, as part of a Consortia, has been identified by HUD as a fiscally distressed jurisdiction and has been granted a 100-percent match reduction for the 2017-2018 program year.

Other examples of funds that were leveraged but difficult to account include but are not limited to those listed below:

Federal Resources

- Continuum of Care (CoC) Program
- HUD Veterans Affairs supportive Housing (HUD-VASH)
- Supportive Housing for the Elderly (Section 202)
- Supportive Housing for Persons with Disabilities (Section 811)
- Housing Opportunities for Persons with AIDS (HOPWA)
- Youthbuild
- Federal Low-Income Housing Tax Credit Program
- Department of Transportation Grants
- Department of Energy Grants
- Federal Highway Administration

State Resources

- State Low-Income Housing Tax Credit Program
- Building Equity and Growth in Neighborhoods Program (BEGIN)
- CalHome Program
- Multifamily Housing Program (MHP)
- Housing Related Parks Grant
- CalHFA Single and Multi-Family Program

- Mental Health Service Act (MHSA) Funding
- Prop 47 – Board of State & Community Corrections
- Justice Assistance Grant (JAG) Program

Local Resources

- San Bernardino County Homeless Partnership (SBCHP)
- Housing Authority of the County of San Bernardino (HACSB)
- Southern California Home Financing Authority (SCHFA) Funding
- San Bernardino County Continuum of Care Program

Private Resources

- Federal Home Loan Bank Affordable Housing Program (AHP)
- Community Reinvestment Act Programs
- United Way Funding
- Private Contributions

Matching Requirements

The HOME Program requires a 25-percent match based on funding expenditures. The HOME statute allows for a reduction of the match contribution requirement under three conditions: 1) Fiscal distress; 2) Severe fiscal distress; and 3) Presidentially-declared major disasters covered under the Stafford Act. The Town of Apple Valley, as part of a Consortia, has been identified by HUD as a fiscally distressed jurisdiction and has therefore been granted a 100-percent match reduction for the 2017-2018 program year.

Fiscal Year Summary – HOME Match	
1. Excess match from prior Federal fiscal year	\$0.00
2. Match contributed during current Federal fiscal year	\$0.00
3. Total match available for current Federal fiscal year (Line 1 plus Line 2)	\$0.00
4. Match liability for current Federal fiscal year	\$0.00
5. Excess match carried over to next Federal fiscal year (Line 3 minus Line 4)	\$0.00

Table 4 – Fiscal Year Summary - HOME Match Report

Match Contribution for the Federal Fiscal Year								
Project No. or Other ID	Date of Contribution	Cash (non-Federal sources)	Foregone Taxes, Fees, Charges	Appraised Land/Real Property	Required Infrastructure	Site Preparation, Construction Materials, Donated labor	Bond Financing	Total Match
N/A	N/A	\$0.00	\$0.00	\$0.00	\$0.00	\$0.00	\$0.00	\$0.00

Table 5 – Match Contribution for the Federal Fiscal Year

HOME MBE/WBE report

Program Income				
Balance on hand at beginning of reporting period \$	Amount received during reporting period \$	Total amount expended during reporting period \$	Amount expended for TBRA \$	Balance on hand at end of reporting period \$
\$69,216.13	\$97,245.57	\$69,216.13	\$0.00	\$97,245.57

Table 6 – Program Income

Minority Business Enterprises and Women Business Enterprises						
	Total	Minority Business Enterprises				White Non-Hispanic
		Alaskan Native or American Indian	Asian or Pacific Islander	Black Non-Hispanic	Hispanic	
Contracts						
Number	TBD	TBD	TBD	TBD	TBD	TBD
Dollar Amount	TBD	TBD	TBD	TBD	TBD	TBD
Sub-Contracts						
Number	TBD	TBD	TBD	TBD	TBD	TBD
Dollar Amount	TBD	TBD	TBD	TBD	TBD	TBD
	Total	Women Business Enterprises	Male			
Contracts						
Number	TBD	TBD	TBD			
Dollar Amount	TBD	TBD	TBD			
Sub-Contracts						
Number	TBD	TBD	TBD			
Dollar Amount	TBD	TBD	TBD			

Table 7 - Minority Business and Women Business Enterprises

Minority Owners of Rental Property						
	Total	Minority Property Owners				White Non-Hispanic
		Alaskan Native or American Indian	Asian or Pacific Islander	Black Non-Hispanic	Hispanic	
Number	0	0	0	0	0	0
Dollar Amount	\$0.00	\$0.00	\$0.00	\$0.00	\$0.00	\$0.00

Table 8 – Minority Owners of Rental Property

Relocation and Real Property Acquisition						
Parcels Acquired		0		0		
Businesses Displaced		0		0		
Nonprofit Organizations Displaced		0		0		
Households Temporarily Relocated, not Displaced		0		0		
Households Displaced	Total	Minority Property Enterprises				White Non-Hispanic
		Alaskan Native or American Indian	Asian or Pacific Islander	Black Non-Hispanic	Hispanic	
Number	0	0	0	0	0	0
Cost	\$0.00	\$0.00	\$0.00	\$0.00	\$0.00	\$0.00

Table 9 – Relocation and Real Property Acquisition

CR-20 - Affordable Housing 91.520(b)

Evaluation of the jurisdiction's progress in providing affordable housing, including the number and types of families served, the number of extremely low-income, low-income, moderate-income, and middle-income persons served.

	One-Year Goal	Actual
Number of Homeless households to be provided affordable housing units	0	0
Number of Non-Homeless households to be provided affordable housing units	11	TBD
Number of Special-Needs households to be provided affordable housing units	0	0
Total	11	TBD

Table 10 – Number of Households

	One-Year Goal	Actual
Number of households supported through Rental Assistance	0	0
Number of households supported through The Production of New Units	0	0
Number of households supported through Rehab of Existing Units	11	TBD
Number of households supported through Acquisition of Existing Units	0	0
Total	11	TBD

Table 11 – Number of Households Supported

Discuss the difference between goals and outcomes and problems encountered in meeting these goals.

In the 2017-2018 Action Plan adopted in April 2017, the Town of Apple Valley established a one-year goal of completing a total of 11 rehabilitation loans through the Residential Rehabilitation Loan Program (RRLP). During the 2017-2018 program year, the Town successfully completed a total of XX housing rehabilitations through its RRLP.

Secondly, the Town also established a one-year goal of assisting a total of eight (8) businesses through its Small Business ADA Rehabilitation Loan Program and Small Business/Entrepreneur Incubator Space Small Business Start Up Program. The Town commenced the preparation of the program guidelines for the Small Business ADA Rehabilitation Loan Program during the 2017-2018 program year and anticipates the commencement of the program to take place during the second quarter of the 2018-2019 program year.

Lastly, the Town established a one-year goal to complete the James Woody Park Playground Structure Project. Unfortunately, due to efforts being directed to other urgent needs, the Town was unable to commence the project. However, the project is anticipated to commence during the second quarter of the 2018-2019 program year with completion scheduled for the end of the 2018 calendar year.

Discuss how these outcomes will impact future annual action plans.

The Town of Apple Valley successfully completed XX RRLPs, meeting XX% of its five-year goal for housing preservation. The Town will continue to work toward its five-year goals in housing preservation through the use of CDBG and HOME funds. The Town will continue to work diligently on the completion of the Small Business ADA Rehabilitation Loan Program guidelines for implementation of program during the second quarter of the 2018-2019 program year.

Upon completion of the Town’s timeliness test in May 2018, the Town was required to complete a CDBG Workout Plan to be implemented during the 2018-2019 program year. This plan will help ensure that the Town is successful in meeting its timeliness test in May 2019. During the preparation of this plan, the Town identified the need to fund activities that are able to drawdown funds in a timely manner. For this reason, the Town will be looking at programming additional funds for Park Improvement Projects, Commercial Rehabilitation Programs, with an emphasis on ADA improvements, and Infrastructure type improvements to include but not be limited to street and sidewalk projects in CDBG eligible areas.

Lastly, the Town will continue to allocate HOME funds to its RRLP and CHDO fund activities to help address the high need for housing preservation and to provide its residents with affordable housing opportunities.

Include the number of extremely low-income, low-income, and moderate-income persons served by each activity where information on income by family size is required to determine the eligibility of the activity.

Number of Households Served	CDBG Actual	HOME Actual
Extremely Low-income	785	TBD
Low-income	241	TBD
Moderate-income	76	TBD
Non-Low-Moderate Income	5	TBD
Total	1,107	TBD

Table 12 – Number of Households Served

Narrative Information

The 2017-2021 Consolidated Plan - Strategic Plan identified high priority affordable housing needs including transitional shelters; affordable housing for multi-family, single family, veterans; rehabilitation; owner occupied and rental; down payment assistance; code enforcement activity

to improve neighborhood aesthetics and values; reduce overcrowding in occupied properties; considering establishing rent control for affordability; encouraging collaboration between public agencies, developers, investors and other stakeholders to develop a wide-range of housing development.

During the 2017-2018 program year, the Town of Apple Valley invested CDBG and HOME funds in an effort to rehabilitate XX properties of which a total of XX fell below 50% of the area median income (AMI) level.

CR-25 - Homeless and Other Special Needs 91.220(d, e); 91.320(d, e); 91.520(c)

Evaluate the jurisdiction's progress in meeting its specific objectives for reducing and ending homelessness through:

Reaching out to homeless persons (especially unsheltered persons) and assessing their individual needs

Preventing and ending homelessness is a HUD priority addressed nationally through coordination of regional strategies carried out locally by government agencies and a wide variety of community-based organizations and faith-based groups. Consistent with this approach, the Town of Apple Valley supports the efforts of San Bernardino County Continuum of Care (CoC) and its member organizations that address homelessness throughout San Bernardino County and HUD's collaboration with other federal, state and local agencies implementation of the "Opening Doors: Federal Strategic Plan to Prevent and End Homelessness". In alignment with these strategies, the Town allocated CDBG dollars to support local service providers, Family Assistance Program, High Desert Homeless Service, Inc. and Victor Valley Domestic Violence dba "A Better Way", who provided shelter and shelter services to prevent homelessness and to preserve the supply of affordable housing for low- and moderate-income residents.

By order of the Board of Supervisors in September 2007, the San Bernardino County Homeless Partnership (SBCHP) was formed to provide a more focused approach to issues of homelessness within the County. SBCHP was developed to promote a strong collaboration between agencies to direct the planning, development, and implementation of the County's 10-year Strategy to end chronic homelessness. According to the Ten-Year Plan to End Homelessness in San Bernardino County adopted in June 2009 (Ten-Year Plan) and the three-year evaluation of the 2009-2019 Ten-Year Strategy adopted April 2013, the CoC has been implementing several regional strategies that will enhance local coordination to more effectively assist people in need with an emphasis on "Housing First" and "Opening Doors". To more rapidly identify and assess people experiencing homelessness, the CoC has created a regional homeless access center, the Coordinated Entry System (CES) that offers fully coordinated systems of outreach and helps facilitate universal assessment, intake, referral and transportation to resources. The CoC has also developed resources of information (such as 2-1-1) to better serve individuals who are homeless or at risk of becoming homeless. In addition, the CoC is working to implement a database using real time information from intake and assessment that is housed in the Homeless Management Information System (HMIS). Collectively these strategies will help minimize duplication of effort and better connect the most vulnerable individuals and families, chronically homeless, and people at risk of becoming homeless to appropriate resources.

Since the adoption of the Ten-Year Plan in 2009, the CoC has taken initial steps toward fully coordinated systems of outreach and assessment. The CoC completed the inventory of existing access centers in San Bernardino County noting the locations of each access center. The CoC also conducts informational outreach presentations concerning homelessness in San Bernardino County throughout the community. In August 2009 the 10-Year Strategy to End Homelessness established the Interagency Council on Homelessness (ICH) as a policy making body for the Homeless Provider Network (HPN). ICH, HPN and the Office of Homeless Services work together to ensure that the recommendations listed in the County's 10-Year Strategy to End Homelessness are realized.

Released in 2010 and later amended in 2015, "Opening Doors: Federal Strategic Plan to Prevent and End Homelessness" is a comprehensive agenda to prevent and end homelessness, with four core goals as its focal point: 1) finish the job of ending chronic homelessness by 2017; 2) prevent and end homelessness among veterans by 2015; 3) prevent and end homelessness for families, youth, and children by 2020; and 4) set a path to ending all types of homelessness.

As a testament of all the efforts completed by the County and HUD, the number of individuals experiencing chronic homelessness declined by 27 percent; veteran homelessness decreased by 47 percent; family homelessness decreased by 23 percent and an overall decrease in homelessness of 14 percent and unsheltered homelessness of 25 percent between 2010 and 2016, according to HUD's 2016 Annual Homelessness Assessment Report (AHAR) to Congress.

Addressing the emergency shelter and transitional housing needs of homeless persons

The ultimate solution to ending homelessness is transitional to permanent housing closely aligned with supportive services that ensure housing stability can be maintained. However, because the demand for affordable housing far outpaces the region's supply, the CoC continues to rely on its emergency and transitional housing system in order to address the immediate needs of San Bernardino County's homeless population.

Under the Ten-Year Plan, the CoC is improving the efficacy of emergency shelters and the access system including their seasonal emergency shelters and the County's three (3) Cold Weather Shelter facilities, the closest being located in the City of Victorville. In 2013, the CoC and County identified \$4.5 million in local funds to support the development of year-round emergency shelters and multi-service centers in San Bernardino County.

For transitional housing, the Ten-Year Plan recognizes a need to maintain a level of transitional housing for the target populations that benefit most from a staged approach to housing, such as mentally ill and chronically homeless individuals. While the CoC continues to support transitional housing in special circumstances, the CoC is currently examining ways to shorten stays in

emergency shelters and transitional housing so that resources may be more directed towards programs providing assistance with the emphasis of the “Housing First” model and low barrier approach for chronically homeless individuals and families and rapid rehousing and low barrier approach for non-chronic homeless individuals and families to help obtain and maintain permanent affordable housing. The County further stresses the importance of increasing the number of permanent supportive housing units in order to meet the needs of those homeless persons with disabling conditions.

The Town of Apple Valley will continue to work jointly with the San Bernardino County’s Continuum of Care (COC). The City of Victorville, as a part of the Consortia with the Town of Apple Valley, commits staff to the COC planning and implementation process, and provides the COC Steering Committee critical information regarding the types of resources and programs provided to assist the homeless.

In addition, the Town will continue to look at the use of CDBG and HOME funds for local homeless facilities, as funding needs are analyzed. The Town modified the zoning designations as a program in a previous cycle to include Single-Room Occupancy, Homeless Shelters and Transitional/Supportive Housing in Ordinance No. 405 adopted on April 27, 2010. In addition to this modification, Apple Valley recently added the Village Commercial zone, in addition to the Service Commercial zone, as zones that would allow homeless shelters with approval of a SUP in Ordinance No. 425 adopted on November 8, 2011.

Helping low-income individuals and families avoid becoming homeless, especially extremely low-income individuals and families and those who are: likely to become homeless after being discharged from publicly funded institutions and systems of care (such as health care facilities, mental health facilities, foster care and other youth facilities, and corrections programs and institutions); and, receiving assistance from public or private agencies that address housing, health, social services, employment, education, or youth needs

An individual or family is considered to be at-risk of becoming homeless if it experiences extreme difficulty maintaining their housing and has no reasonable alternatives for obtaining subsequent housing. Homelessness often results from a complex set of circumstances that require people to choose between food, shelter and other basic needs. Examples of common circumstances that can cause homelessness include eviction, loss of income, insufficient income, disability, increase in the cost of housing, discharge from an institution, irreparable damage or deterioration to housing, and fleeing from family violence.

The most effective and cost-efficient means to address homelessness is to prevent episodes of homelessness from occurring in the first place. San Bernardino County’s current CoC system encourages services aimed at reducing incidences of homelessness, including:

- Emergency Rental (Rapid Rehousing assistance) and Utility Assistance: Short-term financial assistance to prevent eviction and utility shut-off.
- Credit Counseling: Financial counseling and advocacy to assist households to repair credit history.
- Legal/Mediation Services: Tenant-landlord legal/mediation services to prevent eviction.
- Food Banks and Pantries: Direct provision of food, toiletries and other necessities.
- Transportation Assistance: Direct provision of bus vouchers and other forms of transportation assistance.
- Clothing Assistance: Direct provision of clothing for needy families and individuals.
- Prescription/Medical/Dental Services: Direct provision of prescription, medical and dental services.
- Workforce Development: Direct provision of job training services designed to develop and enhance employment skills, as well as to help clients secure and retain living wage jobs.
- Information & Referral Services: Direct provision of 24-hour/7-days-a-week call center services to provide health and human service information to at-risk populations.
- Recuperative care for homeless individuals who become ill or injured.

The Town of Apple Valley will continue to work with and refer residents to the County's Department of Behavioral Health to ensure residents are provided the immediate attention and services they require in an effort to prevent homelessness and encourage self-sufficiency.

Helping homeless persons (especially chronically homeless individuals and families, families with children, veterans and their families, and unaccompanied youth) make the transition to permanent housing and independent living, including shortening the period of time that individuals and families experience homelessness, facilitating access for homeless individuals and families to affordable housing units, and preventing individuals and families who were recently homeless from becoming homeless again

The Town participates in the San Bernardino County's Continuum of Care. (COC), which provides funding and a network of resources for homeless abatement. The COC provides emergency shelter, supportive services, transitional housing and permanent housing. Victorville, as part of the Consortia with the Town of Apple Valley, commits staff to the COC planning and implementation process, and provides the COC Steering Committee critical information regarding the types of resources and programs the Town (Consortia) currently funds that assist the homeless.

Locally, the Town works with High Desert Homeless Services, Inc. (HDHS), Family Assistance Program and Victor Valley Domestic Violence dba "A Better Way". These organizations are non-profit 501(c) (3) organizations, located in Victorville that have been assisting homeless persons

or those individuals fleeing domestic violence in the Town for decades. The mission of these agencies is to assist residents of the Victor Valley and High Desert area of San Bernardino County who are fleeing domestic violence, have been displaced from long-term housing due to natural disaster or loss of income, and to assist non-residents by providing short-term emergency shelter. The Town will also leverage CDBG and HOME funds throughout the 2017-2021 Consolidated Plan period to preserve the supply of affordable housing through RRLP and CHDO funded activities.

Lastly, efforts are also underway at the regional level to shorten the period of time that individuals and families experience homelessness and to prevent individuals and families who were recently homeless from becoming homeless again. The 2-1-1 regularly works with public service agencies to analyze the resources and funding being used to operate transitional housing programs and consider how these resources could be used more in alignment with the best practices (i.e. rapid re-housing and permanent housing) for ending homelessness with the emphasis of the “Housing First” model. Many transitional housing providers are working to End Homelessness, to evaluate strategies to lower program threshold requirements, and improve outcomes including shorter shelter stays and more rapid transitions to permanent housing. The County also encourages the importance of increasing the number of permanent supportive housing units within its jurisdiction and increase in rapid rehousing assistance which helps individuals and families quickly exit homelessness to permanent housing without any preconditions for obtaining assistance (such as employment, income, absence of criminal record, or sobriety).

CR-30 - Public Housing 91.220(h); 91.320(j)

Actions taken to address the needs of public housing

The Town of Apple Valley does not administer Section 8 vouchers and does not own HUD Public Housing units; however, the Town is within the service area of the Housing Authority of the County of San Bernardino (HACSB) for the purposes of Section 8 and Public Housing. The HACSB manages a total of 646 units of public housing which are owned and managed by the HACSB through its offices in Barstow, Chino, Colton, Redlands, and two in San Bernardino.

During the 2017-2018 program year, HACSB continued providing housing and public services to existing residents of HUD Public Housing units and HACSB-owned affordable housing units. HACSB was able to assist a total of 343 families through its Voucher Rental Assistance Program. To enhance the quality of HUD Public Housing units, HACSB has been working towards converting existing HUD Public Housing units currently under HACSB's management and control to Section 8 units as part of HUD's Rental Assistance Demonstration (RAD) program. In 2016, 552 public housing units were converted under RAD and the remaining 354 public housing units are anticipated to be converted by the end of March 2018 (HACSB 2017 Annual Report).

In 2017, HACSB partnered with the Upland Housing Authority (UHA) and requested permission from HUD to transfer the UHA's Housing Choice Voucher and Public Housing Programs. As of July 1, 2017, HUD approved all housing assistance services provided by UHA to be transferred to HACSB.

HACSB continues to maintain and expand the supply of affordable housing units throughout San Bernardino County through its partnerships with the State of California, San Bernardino County Department of Community Development and Housing, and other cities throughout the county.

In the fall of 2017, HACSB celebrated the grand opening of the Olive Meadow Affordable Housing Community, consisting of 62 high-quality affordable homes representing the first phase of the Waterman Gardens Affordable Housing site revitalization.

In January 2018, HACSB and various partners applied for \$20 million in funding to support the completion of the one-for-one replacement of all of the original 252 public housing units located within Arrowhead Grove Neighborhood Revitalization effort.

In January 2018, HACSB and various partners applied for \$20 million in funding to support the completion of the one-for-one replacement of all of the original 252 public housing units located within Arrowhead Grove Neighborhood Revitalization effort.

During 2018, HACSB anticipates the completion of a 77-unit affordable housing development adjacent to the Veterans Affairs hospital in Loma Linda. The Housing Authority is collaborating with Meta Housing and Housing Partners I Inc. to deploy 50-project-based Veterans Affairs Supportive Housing (VASH) vouchers and 27-project-based vouchers supporting homeless veterans.

During 2018, HACSB anticipates the completion of a 77-unit affordable housing development adjacent to the Veterans Affairs hospital in Loma Linda. The Housing Authority is collaborating with Meta Housing and Housing Partners I Inc. to deploy 50-project-based Veterans Affairs Supportive Housing (VASH) vouchers and 27-project-based vouchers supporting homeless veterans.

During 2018, HACSB will continue partnering with Related Companies and Housing Partners I to complete construction of the Sierra Family Apartments project in Fontana. The Housing Authority is providing 8 project-based vouchers to assist in the development of 70 new affordable family housing units.

Lastly, during 2018, HACSB anticipates completing the rehabilitation of Golden Apartments in San Bernardino which will convert 21 existing two-story, two-bedroom apartments to 38 one-bedroom flats.

Actions taken to encourage public housing residents to become more involved in management and participate in homeownership

HACSB encourages residents to be actively involved in the community and in the management of public housing developments through resident councils and numerous opportunities for feedback such as community meetings and surveys. The HACSB and the Town of Apple Valley also actively encourage and promote public housing residents to explore homeownership opportunities and programs through HACSB's Homeownership Assistance Program targeted at current residents. HACSB also encourages and supports residents in participating in homebuyer counseling programs and recommends residents use the family self-sufficiency escrow account to save money towards homeownership. Under the Family Self-Sufficiency Program (FSS) participants develop a five-year training and service plan that outlines the steps to become employed, increase their earnings, and become independent of government assistance. Upon graduation of the FSS program, graduates are allowed to use the escrow account funds towards a homeownership.

Under the Housing Authorities Homeownership Assistance Program, families are provided mortgage assistance for up to 15 years for working families and up to 30 years for disabled families. A total of 232 families have become homeowners through the program since 2002.

The Town of Apple Valley also provides a number of resources on services for foreclosure prevention and counseling.

Actions taken to provide assistance to troubled PHAs

Not applicable. HACSB is considered a High Performing PHA.

CR-35 - Other Actions 91.220(j)-(k); 91.320(i)-(j)

Actions taken to remove or ameliorate the negative effects of public policies that serve as barriers to affordable housing such as land use controls, tax policies affecting land, zoning ordinances, building codes, fees and charges, growth limitations, and policies affecting the return on residential investment. 91.220 (j); 91.320 (i)

The State of California requires the Town of Apple Valley, through its Housing Element, to provide an analysis of potential and actual governmental constraints (public policy) upon the maintenance, improvement, or development of housing for all income levels and for persons with disabilities, including land use controls, building codes and their enforcement, site improvements, fees and other exactions required of developers, and local processing and permit procedures. Based on the review of the Town's most recent Housing Elements, the Town does not have any negative effects of public policies on affordable housing and residential investment.

State law requires that the Housing Element be updated every four (4) to eight (8) years. The Housing Element, upon each update, is reviewed by the California Department of Housing and Community Development (HCD) for consistency with state law. Since the update of the Town's Housing Element is due during the implementation of this Five-Year Consolidated Plan, the Town will include in its Annual Action Plan an update of any negative effects of public policies on affordable housing and residential investment.

The Town of Apple Valley has prepared the following strategy to remove or ameliorate barriers to affordable housing:

- By 2021, in line with the Town of Apple Valley's Housing Element goals, the Town will continue to implement a comprehensive strategy to accommodate the Town's estimated RHNA of over 3,000 dwelling units.
- Maintain the Down Payment Assistance and Rehabilitation Loan Programs as a tool to increase affordable homeownership opportunities for low and moderate-income persons. By FYE 2022, the Town through its Consortia with the City of Victorville shall preserve and expand its affordable housing in low income neighborhoods by assisting at least 50 low and moderate-income households.
- The Apple Valley Land Use Element includes several residential land use densities. As governed by Measure N, single family home lots are allowed at densities ranging from over 5 acres to 2 per acre. The Land Use Element also includes the Medium Density Residential land use designation, which allows 4 to 20 units per acre; and a new designation created with the General Plan Update of 2009, Mixed Use, which allows densities of 4 to 30 units per acre. The Mixed-Use designation also requires that both

commercial and residential components be integrated into all proposed projects in the designation, thereby assuring that higher density residential development will occur within commercial projects. This land use designation has been applied primarily along major transportation and employment corridors, including Bear Valley Road, Highway 18, and Dale Evans Parkway.

- The Town works with local agencies and organizations in providing shelter and transitional housing for the homeless. The Town's efforts will continue to look at the use of CDBG and HOME funds for local homeless facilities, as funding needs are analyzed. The Town modified the zoning designations as a program for the previous cycle to include Single-Room Occupancy, Homeless Shelters and Transitional/Supportive Housing in Ordinance No. 405 adopted on April 27, 2010. In addition to this modification, the Town recently added the Village Commercial zone, in addition to the Service Commercial zone, as zones that would allow homeless shelters with approval of a SUP in Ordinance No. 425 adopted on November 8, 2011.
- By FYE 2022, identify target populations for various housing programs, i.e. senior, disabled, veterans, large families, etc.
- Prohibit practices that arbitrarily direct buyers and renters to certain neighborhoods or types of housing.
- By FYE 2022, increase the production of fair housing literature and information at town hall, libraries, senior centers, and local places of worship to inform both landlords and tenants of their rights and responsibilities by hosting at the minimum two (2) fair housing educational workshops during each fiscal year. The information shall direct landlords and tenants to the San Bernardino Housing Authority and Inland Fair Housing and Mediation Board, which have an established dispute resolution program.
- Each agency will maintain a brochure which describes the improvements eligible for each respective Rehabilitation Loan Program, including energy conservation measures, and shall distribute the brochure at community locations where they can be available to the community at large.
- By 2021, in line with the Apple Valley's Housing Element goals, Apple Valley will promote development and financing of senior housing through density bonuses, reduced parking requirements, and other development incentives. Development of housing projects for the elderly, low and moderate-income housing shall be expedited. All fees shall be waived for shelters and transitional housing projects.

- By the end of 2022, increase the availability or production of transitional shelters or projects, affordable housing for multi-family, single family, veterans and disabled persons through funding non-profit service providers and organizations.
- Expedite development of housing projects for the elderly, low and moderate-income persons. All fees shall be waived for shelters and transitional housing projects.
- Continue to promote the removal of architectural barriers to provide barrier-free housing for handicapped or disabled persons. Enforce the handicapped accessibility requirements of Federal fair housing law that apply
- As projects are reviewed by staff, distribution of Low/Mod housing shall be promoted to blend in with the existing residential neighborhoods and shall not be concentrated in any single area of the Town or City. Anticipated Impact: Integration of all income
- To preserve and expand opportunities and special needs services to integrate all persons of a protected class within the community.

Actions taken to address obstacles to meeting underserved needs. 91.220(k); 91.320(j)

A major obstacle for the Town of Apple Valley in meeting underserved needs is the lack of adequate financial resources to meet the growing needs of low and moderate-income persons.

To address this obstacle, the Town invested CDBG and HOME funds through the 2017-2018 Action Plan in projects that provide loans to low- and moderate-income homeowners for home improvements, projects that provide public and neighborhood services to low- and moderate-income people and those with special needs, and projects that prevent homelessness. To address underserved needs, the Town allocated 100 percent of its non-administrative CDBG percent of its investments for program year 2017-2018 to projects and activities that benefit low- and moderate-income people.

The Town will continue to expand its housing programs to meet the growing need for affordable housing. In addition, the Town will continue to use CDBG funding to support public service agencies that address the special needs of the underserved, including the homeless, the potential homeless, the youth, seniors, female-headed families, victims of domestic violence, and the disabled. Apple Valley is also proactively seeking additional resources to meet the underserved needs. Federal, state, and local resources are expected to be made available to address the needs identified in the Consolidated Plan.

Actions taken to reduce lead-based paint hazards. 91.220(k); 91.320(j)

The Residential Lead Based Paint Hazard Reduction Act of 1992 (Title X) emphasizes prevention of childhood lead poisoning through housing-based approaches. This strategy requires the Town to implement programs that protect children living in older housing from lead hazards. In addition, the County administers the Childhood Lead Poisoning Prevention Program (CLPPP) that seeks to eliminate childhood lead-based paint (LBP) poisoning by caring for lead-poisoned children and identifying and eliminating sources of lead exposure. Services provided include nursing, case management for children, as well as education to health care providers, communities and families. In addition, the CLPPP maintains an electronic surveillance system that enables collection, analysis and dissemination of information about childhood lead poisoning. Laboratory, case management and environmental data are collected which provide the basis for case and exposure source evaluation and summary statistics.

Types of housing not covered include: a) housing built after January 1, 1978, when LBP was banned for residential use; b) housing exclusively for seniors or people with disabilities, unless a child under age six is expected to reside there; c) zero-bedroom dwellings, including efficiency apartments, single-room occupancy housing, dormitories or military barracks; d) property that has been found to be free of LBP by a certified ILBP inspector; e) property where all LBP has been removed; f) unoccupied housing that will remain vacant until it is demolished; g) non-residential property; h) any rehabilitation or housing improvement that does not disturb a painted surface; and, i) emergency homeless assistance, unless the assistance lasts more than 100 days, in which case the rule does apply.

The Town's RRRLP states that properties constructed prior to 1978 may require a LBP testing. LBP notification and information will be given to occupants. All properties will be inspected for defective paint surfaces and if test results show defective paint surfaces found, the homeowner will be required to properly abate such surfaces. Abatement of such hazards are eligible under the Town's RRLP.

The Town will continue to maintain policies and procedures to increase access to housing without LBP hazards. Funding is not provided until it is determined properties are free of LBP hazards. Types of properties covered include: a) federally-owned housing being sold; b) housing receiving a federal subsidy that is associated with the property, rather than with the occupants (project based assistance); c) public housing; d) housing occupied by a family (with a child) receiving a tenant-based subsidy (such as a voucher or certificate); e) multifamily housing for which mortgage insurance is being sought; and, f) housing receiving federal assistance for rehabilitation, reducing homelessness, and other special needs.

To reduce LBP hazards, the Town takes the following actions:

- Include lead testing and abatement procedures if necessary in all residential rehabilitation activities for units built prior to January 1, 1978.
- Monitor the lead-poisoning data maintained by the San Bernardino County Department of Public Health (SBDPS).
- Educate residents on the health hazards of LBP through the use of brochures and encourage screening children for elevated blood-lead levels.
- Disseminate brochures about lead hazards through organizations such as Inland Fair Housing and Mediation Board (IFHMB) and the Town's residential rehabilitation program.

Actions taken to reduce the number of poverty-level families. 91.220(k); 91.320(j)

The Town of Apple Valley's anti-poverty strategy utilizes existing County job training and social service programs to increase employment marketability, household income, and housing options. Below are the Goals, Programs and Policies for reducing the number of Poverty-Level Families within the Town and Consortia with Victorville:

Goal: To reduce poverty level percentage below 2013 levels by the end of 2021.

Policy #1: To continue to support and coordinate with public and private efforts aimed at preventing and reducing poverty level incomes.

Policy #2: To conduct outreach with public and private agencies whose mission is to reduce poverty level incomes.

Program: The Consortia will implement the above policies by increasing job opportunity through education and job training programs; collaborating with state, county and local agencies that offer trade skills training and basic job search techniques; encouraging local education facilities to offer education and training that will lead to employment opportunities in the community; and supporting job creation through business-friendly policies and practices.

In addition to these local efforts, mainstream state and federal resources also contribute to reducing the number of individuals and families in poverty. Federal programs such as the Earned Income Tax Credit and Head Start provide a pathway out of poverty for families who are ready to pursue employment and educational opportunities. Additionally, in California, the primary programs that assist families in poverty are CalWORKs, CalFresh (formerly food stamps) and Medi-Cal. Together, these programs provide individuals and families with employment assistance, subsidy for food, medical care, childcare and cash payments to meet basic needs such as housing, nutrition and transportation. Other services are available to assist persons suffering from substance abuse, domestic violence and mental illness.

Actions taken to develop institutional structure. 91.220(k); 91.320(j)

The institutional delivery system in Apple Valley is high-functioning and collaborative—particularly the relationship between local government and the nonprofit sector comprised of a network of capable non-profit organizations that are delivering a full range of services to residents. Strong Town departments anchor the administration of HUD grant programs and the housing and community activities that are implemented in the Town. Listed below are specific actions that the Town of Apple Valley as part of a Consortia with the City of Victorville plans to take to develop institutional structure:

- The Town will continue to foster and maintain relationships with other agencies to establish an institutional structure that maximizes its resources. The Town’s institutional structure will consist of public agencies, for-profit agencies, and non-profit organizations.
- To address housing needs, the Town will continue to partner with Victorville in a Consortia to receive HOME funds.
- The Town will continue to work with the County of San Bernardino to provide affordable housing opportunities to extremely low and low-income renters in Victorville.
- The Town will continue to work with the San Bernardino Office of Homeless Services, as well as Victor Valley Domestic Violence, Family Assistance Program, and High Desert Homeless Services to address homeless needs.
- The Town will also work with the agencies and internal departments to bridge any identified gaps in the service delivery system. The Town receives quarterly reports from each funded agency and internal department(s) about ongoing services they provide.
- The Town anticipates holding public meetings to solicit input regarding needs of the community.

These efforts provide for regional collaboration to better serve our community and enhances coordination between public and private housing and social service agencies

Actions taken to enhance coordination between public and private housing and social service agencies. 91.220(k); 91.320(j)

To enhance coordination between public and private housing and social service agencies, the Town will continue consulting with and inviting the participation of a wide variety of agencies and organizations involved in the delivery of housing and supportive services to low- and moderate-income residents —particularly the CDBG Target Areas.

The Housing Authority of the County San Bernardino (HACSB) is the principle provider of public and assisted housing within the jurisdiction. To enhance coordination between the agency, the Town within the Consortia developed an 18-question housing authority questionnaire, with the purpose of assessing the public housing needs of the jurisdiction as well as the service needs of current public assisted residents. The questionnaire and responses are contained as an attachment to the 2017-2021 Consolidated Plan.

Per the HACSB's questionnaire, the most immediate needs of residents of public housing or Housing Choice Vouchers is the need for additional funding to assist wait listed residents, as evidenced by the over 40,000 families on Housing Choice Voucher and Public Housing waiting lists combined. The Town will continue to coordinate with the HACSB to provide public housing assistance for its below moderate residents.

Lastly, the Town is committed to enhancing coordination among private and governmental health, mental health and services agencies. The jurisdictions will also continue to coordinate with health social service agencies through the provision of technical assistance workshops during the Request for Funding stages of the Consolidated and Action Plan Process.

Identify actions taken to overcome the effects of any impediments identified in the jurisdictions analysis of impediments to fair housing choice. 91.520(a)

The Town's adopted 2017 Assessment of Fair Housing (AFH) Plan included two (2) high priority and one (1) moderate fair housing issues:

- Evidence of illegal discrimination or violations of civil rights laws, regulations, guidance, especially for individuals with disabilities who were disproportionately discriminated higher than other protected groups (high priority).
- Racially or ethnically concentrated areas of poverty (R/ECAPs) in the jurisdiction and region of which within these neighborhoods, Hispanics experienced highest rate of housing cost burden, overcrowding, and substandard housing when compared to other groups in the Consortia (high priority).
- Segregation and significant disparities in access to opportunities for Hispanics in the Consortia's eastern and higher opportunity neighborhoods existed (moderate).

During the 2017-2018 program year, the Town worked directly with its fair housing service provider, Inland Fair Housing and Mediation Board (IFHMB) on the high priority fair housing issues to affirmatively further fair housing choice through the implementation of recommendations contained within the AFH Plan. The Town will be allocation additional funds to IFHMB during the 2018-2019 program year, doubling the agencies CDBG funding from past years, to allow for landlord tenant mediation services to ensure that resources are readily available to the Town's residents and aid in the analysis and data collecting of the Town's fair housing issues. Secondly, the Town has increased its advertising and promoting of events that

provide fair housing services on the Town's Webpage Events Calendar as well as makes Fair Housing brochures readily accessibility at Town Hall. Through its fair housing workshops, IFHMB has been able to successfully educate tenants and landlords of their rights and responsibilities. Thirdly, the Town will continue to allocate funds for its RRLP which stresses improvements to be made to address health and safety concerns as well as be in compliance with the Americans with Disabilities Act (ADA). Lastly, the RRLP will allow those cost burden home owners access to financial assistance to rehabilitate their homes and help improve their living environment.

CR-40 - Monitoring 91.220 and 91.230

Describe the standards and procedures used to monitor activities carried out in furtherance of the plan and used to ensure long-term compliance with requirements of the programs involved, including minority business outreach and the comprehensive planning requirements

Each jurisdiction is responsible for overall program monitoring and compliance of CDBG programs. As the lead agency of the Consortia, the Town is responsible for monitoring HOME funded activities.

Staff monitors each newly funded agency or department during the program year, conducts a desktop audit of each sub-recipient contract file annually, and conducts an on-site monitoring visit with each sub-recipient and Town department at least once every two years.

Each monitoring visit is followed up with a formal letter with the results of the monitoring visit. If concerns or findings are found, the sub-recipient or department is given 30 days to either correct the problem or provide a corrective action plan. Executive management is provided with a summary of the results of the monitoring visits.

Each jurisdiction also ensures compliance with all Federal and Town contracting regulations, including procurement, Federal Labor Standards, Davis- Bacon, equal opportunity, et al. While construction projects are underway, weekly on-site compliance interviews with the workers are conducted.

In addition, the Town will ensure compliance with the United States Office of Management and Budget (OMB) requirements for conducting single audits as well as complying with the HUD reporting requirements for accomplishments in the Integrated Disbursement and Information System (IDIS).

Citizen Participation Plan 91.105(d); 91.115(d)

Describe the efforts to provide citizens with reasonable notice and an opportunity to comment on performance reports.

In accordance with the Town’s adopted Citizen Participation Plan, a public notice was published in the Daily Press on August 30, 2018 notifying the public of the availability of the Consolidated Annual Performance and Evaluation Report for a 15-day public review and comment period. A copy of the public notice is included in **Appendix A**.

The draft CAPER was available on the Town website and at the following locations:

Facility	Address
Apple Valley- Development Services Building	14975 Dale Evans Parkway
SB County Library - Apple Valley Branch	14901 Dale Evans Parkway
Town of Apple Valley Town Clerk’s Office	14955 Dale Evans Parkway
Apple Valley Animal Services Building	22121 Powhattan Rd
Victor Valley Museum	11873 Apple Valley Rd
Apple Valley Fire Protection District - Station 331	22400 Headquarters Dr.
Town of Apple Valley Website	www.applevalley.org

A summary of any written or oral comments received during the public hearing are included in **Appendix B**.

CR-45 - CDBG 91.520(c)

Specify the nature of, and reasons for, any changes in the jurisdiction's program objectives and indications of how the jurisdiction would change its programs as a result of its experiences.

CDBG and HOME funds are making a significant impact on strategies to address the high priority needs identified in the 2017-2021 Consolidated Plan – Strategic Plan. As shown in **Figure 1** in section CR-05 of this document, CDBG funds contributed to three (3) of the four (4) Strategic Plan goals.

Provide Suitable Living Environments

To support the Town's initiative for Public Services for Low-income residents, CDBG funds were awarded to 10 agencies that provided different public services for the residents of Apple Valley. Such services ranged from senior/disabled adult services, emergency shelters, adult literacy services, domestic violence services, youth services and other various public services. In total, the agencies provided public service assistance to 1,095 primarily low- and moderate-income residents.

Affordable Housing

To support the Town's vision of housing preservation, CDBG and HOME funds were awarded to the Town's RRLP and City of Victorville Senior Minor Home Repair Program. Through the successful execution of administering these programs, the Town and Victorville were able to make great strides in meeting the proposed goal of 11 housing units by completing the rehabilitation of XX housing units.

Expand Economic Opportunities

Economic Development initiatives are time consuming to implement. For this reason, the Town focused its attention during the 2017-2018 program year on the preparation of program guidelines for its Small Business ADA Rehabilitation Loan Program. The Town is optimistic that full implementation of program will commence during the second quarter of the 2018-2019 program year.

Further Fair Housing Objectives in Consortia

For the implementation of the Town's Fair Housing Services, the Town funded Inland Fair Housing and Mediation Board in the amount of \$10,000. The funds were used for the provision of fair housing outreach, education and enforcement activities. During the program year, this activity served a total of 60 unduplicated residents.

Does this Jurisdiction have any open Brownfields Economic Development Initiative (BEDI) grants?

The Town of Apple Valley does not have any open Brownfield Economic Development Initiative (BEDI) grants.

[BEDI grantees] Describe accomplishments and program outcomes during the last year.

Not applicable, as the Town does not have any BEDI grants.

CR-50 - HOME 91.520(d)


Include the results of on-site inspections of affordable rental housing assisted under the program to determine compliance with housing codes and other applicable regulations

Please list those projects that should have been inspected on-site this program year based upon the schedule in §92.504(d). Indicate which of these were inspected and a summary of issues that were detected during the inspection. For those that were not inspected, please indicate the reason and how you will remedy the situation.

Provide an assessment of the jurisdiction's affirmative marketing actions for HOME units. 92.351(b)

Refer to IDIS reports to describe the amount and use of program income for projects, including the number of projects and owner and tenant characteristics

Describe other actions taken to foster and maintain affordable housing. 91.220(k) (STATES ONLY: Including the coordination of LIHTC with the development of affordable housing). 91.320(j)



2017/2018
CONSOLIDATED ANNUAL PERFORMANCE AND EVALUATION REPORT
JULY 1, 2017 THROUGH JUNE 30, 2018

APPENDIX A
Public Notices

**TOWN OF APPLE VALLEY
NOTICE OF 15-DAY PUBLIC REVIEW PERIOD
COMMUNITY DEVELOPMENT DEPARTMENT
DRAFT CONSOLIDATED ANNUAL PERFORMANCE
AND EVALUATION REPORT (CAPER)
FOR FISCAL YEAR 2017-2018**

NOTICE IS HEREBY GIVEN that the Draft Consolidated Annual Performance and Evaluation Report (CAPER) covering the 2017-2018 fiscal year (July 1, 2017 - June 30, 2018) Community Development Block Grant (CDBG) and HOME Investment Partnerships (HOME) programs will be available for review for comments prior to submission to HUD beginning September 3, 2018 and ending September 20, 2018.

BACKGROUND

COMMUNITY DEVELOPMENT BLOCK GRANT (CDBG)

The Federal Housing and Community Development Act of 1974, as amended, provides Federal CDBG funds for projects that promote the development of viable, urban communities by providing decent housing, suitable living environments and expanded economic activities, principally for persons of low- and moderate-income.

During the 2017-2018 fiscal year, the Town of Apple Valley ("Town") qualified to receive CDBG funds directly from the U.S. Department of Housing and Urban Development (HUD). The Town prepared the 2017-2018 First-Year Annual Action Plan, which was subsequently approved by HUD.

During the past fiscal year, the Town has allocated funds to the following CDBG activities pursuant to the Action Plan: Assistance League of Victor Valley - Operation School Bell, High Desert Homeless Services - Shelter and Shelter Services, Church For Whosoever - Literacy Center, Victor Valley Domestic Violence - Shelter and Outreach, San Bernardino County Library - Adult Literacy Services, Victor Valley Community Services Council - Senior and Adult Disabled Needs, Family Assistance Program - Transitional Housing, Lutheran Social Services – Our Children Project, Inland Fair Housing and Mediation Board - Fair Housing Services, Moses House Ministries - Resources and Referrals for Families, Code Enforcement, Small Business ADA Rehabilitation Loan Program, Small Business/Entrepreneur Incubator Space, James Woody Park Playground Structure, Residential Rehabilitation Administration 14H, Residential Rehabilitation Loan Program and Program Administration.

HOME INVESTMENT PARTNERSHIPS PROGRAM (HOME)

HOME is authorized under Title II of the Cranston-Gonzales National Affordable Housing Act of 1990, as amended. HOME funds may be used to develop and support affordable rental housing and homeownership affordability through acquisition (including assistance to homebuyers), new construction, reconstruction, or rehabilitation of non-luxury housing with suitable amenities; and to provide for the payment of operating expenses of Community Housing Development Organizations (CHDOs).

The Town of Apple Valley and City of Victorville Consortium has met and maintains the threshold for obtaining HOME entitlement status with HUD. The Consortium identifies the Town of Apple Valley as the lead agency and the City of Victorville as a participating jurisdiction. The successful formation has resulted in an annual allocation of HOME funds to both communities.

During the past fiscal year, the Town carried out the following HOME activities pursuant to the Action Plan: Residential Rehabilitation Loan Program (RRLP), Program Administration, Community Housing Development Organization (CHDO) and Real Estate Recovery Mission Homeless Veterans Program.

During the past fiscal year, the City of Victorville carried out the following HOME activities pursuant to the Action Plan: Senior Home Repair Program (SHRP), Program Administration and Community Housing Development Organization (CHDO).

ANNUAL PERFORMANCE REVIEW

At the end of September 2018, the Town is required to submit detailed reviews to HUD covering the past year's activities, accomplishments and expenditures. A draft copy of the fiscal year 2017-2018 CAPER will be available for public review during the public comment period at the following locations:

- Apple Valley- Development Services Building 14975 Dale Evans Parkway
- SB County Library - Apple Valley Branch 14901 Dale Evans Parkway
- Town of Apple Valley Town Clerk's Office 14955 Dale Evans Parkway
- Apple Valley Animal Services Building 22121 Powhattan Rd
- Victor Valley Museum 11873 Apple Valley Rd
- Apple Valley Fire Protection District - Station 331 22400 Headquarters Dr.
- Town of Apple Valley Website www.applevalley.org

For a minimum period of fifteen (15) calendar days beginning on September 3, 2018, and ending on September 20, 2018, the public is invited to submit written comments on the 2017-2018 CAPER. Those individuals wishing to express their views on the CAPER may submit their written comments to the Town Clerk, 14955 Dale Evans Parkway, Apple Valley, CA 92307 or by email at townclerk@applevalley.org. Written comments will be forwarded to HUD as part of the final CAPER. Comments received after September 20, 2018, will not be considered in the preparation of the final CAPER to HUD.

It is the objective of the Town is to comply with Section 504 of the Rehabilitation Act of 1973, as amended, the Americans with Disabilities Act (ADA) of 1990 and the ADA Amendment Act of 2008, the Fair Housing Act, and the Architectural Barriers Act in all respects. If you require public documents in an accessible format, the Town will make reasonable efforts to accommodate your request. If you require a disability-related accommodation, please contact the Town Clerk's Office (760) 240-7000 ext. 7800.

Questions regarding the 2017-2018 CAPER may be directed to Silvia Urenda, Housing & Community Development Specialist at (760) 240-7000, Extension 7910 or via email at SUrenda@applevalley.org.

Published in the Daily Press, August 30, 2018



Town of
Apple Valley

2017/2018

**CONSOLIDATED ANNUAL PERFORMANCE AND EVALUATION REPORT
JULY 1, 2017 THROUGH JUNE 30, 2018**

APPENDIX B

Summary of Citizen Participation Comments

Comments received during the review period will be inserted here prior to submittal of the final Consolidated Annual Performance and Evaluation Report (CAPER) to the U. S. Department of Housing and Urban Development (HUD).



Town of
Apple Valley

2017/2018

**CONSOLIDATED ANNUAL PERFORMANCE AND EVALUATION REPORT
JULY 1, 2017 THROUGH JUNE 30, 2018**

**APPENDIX C
IDIS Reports**



Town of Apple Valley

IDIS Report – PR 01

HUD Grants and Program Income

U.S. DEPARTMENT OF HOUSING AND URBAN
DEVELOPMENT
OFFICE OF COMMUNITY PLANNING AND DEVELOPMENT
PR01 - HUD Grants and Program Income

DATE: 9/3/2018
TIME: 6:27:43 PM
PAGE: 1/2

IDIS

Program	Fund Type	Grantee Name	Grantee State Code	Grant Number	Authorized Amount	Suballocated Amount	Amount Committed to Activities	Net Drawn Amount	FY YTD Net Draw Amount	Available to Commit	Available to Draw	Recapture Amount				
CDBG	EN	APPLE VALLEY	CA	B97MC060588	\$582,000.00	\$0.00	\$582,000.00	\$582,000.00	\$0.00	\$0.00	\$0.00	\$0.00				
				B98MC060588	\$569,000.00	\$0.00	\$569,000.00	\$569,000.00	\$0.00	\$0.00	\$0.00	\$0.00	\$0.00			
				B99MC060588	\$572,000.00	\$0.00	\$572,000.00	\$572,000.00	\$0.00	\$0.00	\$0.00	\$0.00	\$0.00	\$0.00		
				B00MC060588	\$573,000.00	\$0.00	\$573,000.00	\$573,000.00	\$0.00	\$0.00	\$0.00	\$0.00	\$0.00	\$0.00		
				B01MC060588	\$596,000.00	\$0.00	\$596,000.00	\$596,000.00	\$0.00	\$0.00	\$0.00	\$0.00	\$0.00	\$0.00		
				B02MC060588	\$569,000.00	\$0.00	\$569,000.00	\$569,000.00	\$0.00	\$0.00	\$0.00	\$0.00	\$0.00	\$0.00		
				B03MC060588	\$759,000.00	\$0.00	\$759,000.00	\$759,000.00	\$0.00	\$0.00	\$0.00	\$0.00	\$0.00	\$0.00		
				B04MC060588	\$747,000.00	\$0.00	\$747,000.00	\$747,000.00	\$0.00	\$0.00	\$0.00	\$0.00	\$0.00	\$0.00		
				B05MC060588	\$711,348.00	\$0.00	\$711,348.00	\$711,348.00	\$0.00	\$0.00	\$0.00	\$0.00	\$0.00	\$0.00		
				B06MC060588	\$644,250.00	\$0.00	\$644,250.00	\$644,250.00	\$0.00	\$0.00	\$0.00	\$0.00	\$0.00	\$0.00		
				B07MC060588	\$647,156.00	\$0.00	\$647,156.00	\$647,156.00	\$0.00	\$0.00	\$0.00	\$0.00	\$0.00	\$0.00		
				B08MC060588	\$630,805.00	\$0.00	\$630,805.00	\$630,805.00	\$0.00	\$0.00	\$0.00	\$0.00	\$0.00	\$0.00		
				B09MC060588	\$640,161.00	\$0.00	\$640,161.00	\$640,161.00	\$0.00	\$0.00	\$0.00	\$0.00	\$0.00	\$0.00		
				B10MC060588	\$690,825.00	\$0.00	\$690,825.00	\$690,825.00	\$0.00	\$0.00	\$0.00	\$0.00	\$0.00	\$0.00		
				B11MC060588	\$575,099.00	\$0.00	\$575,099.00	\$575,099.00	\$0.00	\$0.00	\$0.00	\$0.00	\$0.00	\$0.00		
				B12MC060588	\$581,334.00	\$0.00	\$581,334.00	\$581,334.00	\$0.00	\$0.00	\$0.00	\$0.00	\$0.00	\$0.00		
				B13MC060588	\$578,801.00	\$0.00	\$578,801.00	\$578,801.00	\$0.00	\$0.00	\$0.00	\$0.00	\$0.00	\$0.00		
				B14MC060588	\$531,056.00	\$0.00	\$424,510.95	\$399,148.93	\$36,087.94	\$106,545.05	\$131,907.07	\$0.00	\$0.00	\$0.00		
				B15MC060588	\$564,460.00	\$0.00	\$442,286.56	\$430,122.40	\$13,112.61	\$122,173.44	\$134,337.60	\$0.00	\$0.00	\$0.00		
				B16MC060588	\$559,270.00	\$0.00	\$375,428.79	\$338,091.93	\$43,696.11	\$183,841.21	\$221,178.07	\$0.00	\$0.00	\$0.00		
B17MC060588	\$541,977.00	\$0.00	\$411,504.25	\$119,447.63	\$119,447.63	\$130,472.75	\$422,529.37	\$0.00	\$0.00	\$0.00						
APPLE VALLEY Subtotal:					\$12,863,542.00	\$0.00	\$12,320,509.55	\$11,953,589.89	\$212,344.29	\$543,032.45	\$909,952.11	\$0.00				
EN Subtotal:					\$12,863,542.00	\$0.00	\$12,320,509.55	\$11,953,589.89	\$212,344.29	\$543,032.45	\$909,952.11	\$0.00				
PI	APPLE VALLEY	CA	B06MC060588	\$10,063.84	\$0.00	\$10,063.84	\$10,063.84	\$0.00	\$0.00	\$0.00	\$0.00	\$0.00				
			B09MC060588	\$20,888.69	\$0.00	\$20,888.69	\$20,888.69	\$0.00	\$0.00	\$0.00	\$0.00	\$0.00				
			B12MC060588	\$18,947.00	\$0.00	\$18,947.00	\$18,947.00	\$0.00	\$0.00	\$0.00	\$0.00	\$0.00				
			B14MC060588	\$77,416.07	\$0.00	\$77,416.07	\$77,416.07	\$0.00	\$0.00	\$0.00	\$0.00	\$0.00				
			B16MC060588	\$67,535.86	\$0.00	\$67,535.86	\$67,535.86	\$0.00	\$0.00	\$0.00	\$0.00	\$0.00				
			B17MC060588	\$226,154.48	\$0.00	\$181,084.33	\$181,084.33	\$85,898.02	\$45,070.15	\$45,070.15	\$0.00	\$0.00				
			B18MC060588	\$27,467.39	\$0.00	\$0.00	\$0.00	\$0.00	\$27,467.39	\$27,467.39	\$0.00	\$0.00				
			APPLE VALLEY Subtotal:					\$448,473.33	\$0.00	\$375,935.79	\$375,935.79	\$85,898.02	\$72,537.54	\$72,537.54	\$0.00	
PI Subtotal:					\$448,473.33	\$0.00	\$375,935.79	\$375,935.79	\$85,898.02	\$72,537.54	\$72,537.54	\$0.00				
HOME	EN	APPLE VALLEY	CA	M04DC060563	\$724,008.00	\$181,002.00	\$543,006.00	\$543,006.00	\$0.00	\$0.00	\$0.00	\$0.00				
				M05DC060563	\$686,669.00	\$171,667.25	\$515,001.75	\$515,001.75	\$0.00	\$0.00	\$0.00	\$0.00				
				M06DC060563	\$650,460.00	\$162,615.00	\$487,845.00	\$487,845.00	\$0.00	\$0.00	\$0.00	\$0.00				
				M07DC060563	\$656,951.00	\$122,654.14	\$534,296.86	\$534,296.86	\$0.00	\$0.00	\$0.00	\$0.00				
				M08DC060563	\$629,517.00	\$156,379.00	\$473,138.00	\$473,138.00	\$0.00	\$0.00	\$0.00	\$0.00				
				M09DC060563	\$695,537.00	\$173,884.25	\$521,652.75	\$521,652.75	\$0.00	\$0.00	\$0.00	\$0.00				
				M10DC060563	\$689,961.00	\$172,490.25	\$517,470.75	\$517,470.75	\$0.00	\$0.00	\$0.00	\$0.00				
				M11DC060563	\$606,834.00	\$151,708.50	\$455,125.50	\$455,125.50	\$0.00	\$0.00	\$0.00	\$0.00				
				M12DC060563	\$513,588.00	\$128,397.00	\$385,191.00	\$385,191.00	\$0.00	\$0.00	\$0.00	\$0.00				
				M13DC060563	\$483,072.00	\$483,072.00	\$0.00	\$0.00	\$0.00	\$0.00	\$0.00	\$0.00				
				M14DC060563	\$504,484.00	\$337,701.30	\$166,782.70	\$165,444.86	\$0.00	\$0.00	\$1,337.84	\$0.00				
				M15DC060563	\$501,578.00	\$475,877.80	\$25,700.20	\$22,123.78	\$0.00	\$0.00	\$3,576.42	\$0.00				
				M16DC060563	\$538,365.00	\$134,591.25	\$403,773.75	\$376,646.31	\$119,418.75	\$0.00	\$27,127.44	\$0.00				
				M17DC060563	\$535,113.00	\$133,778.25	\$185,266.95	\$91,226.10	\$91,226.10	\$216,067.80	\$310,108.65	\$0.00				
				APPLE VALLEY Subtotal:					\$8,416,137.00	\$2,985,817.99	\$5,214,251.21	\$5,088,168.66	\$210,644.85	\$216,067.80	\$342,150.35	\$0.00
				EN Subtotal:					\$8,416,137.00	\$2,985,817.99	\$5,214,251.21	\$5,088,168.66	\$210,644.85	\$216,067.80	\$342,150.35	\$0.00
				PI	APPLE VALLEY	CA	M06DC060563	\$18,745.54	\$0.00	\$18,745.54	\$18,745.54	\$0.00	\$0.00	\$0.00	\$0.00	\$0.00
M09DC060563	\$18,655.00	\$0.00	\$18,655.00				\$18,655.00	\$0.00	\$0.00	\$0.00	\$0.00	\$0.00				

U.S. DEPARTMENT OF HOUSING AND URBAN
DEVELOPMENT
OFFICE OF COMMUNITY PLANNING AND DEVELOPMENT
PR01 - HUD Grants and Program Income

DATE: 9/3/2018
TIME: 6:27:43 PM
PAGE: 2/2

IDIS

Program	Fund Type	Grantee Name	Grantee State Code	Grant Number	Authorized Amount	Suballocated Amount	Amount Committed to Activities	Net Drawn Amount	FY YTD Net Draw Amount	Available to Commit	Available to Draw	Recapture Amount
HOME	PI	APPLE VALLEY	CA	M10DC060563	\$19,800.00	\$0.00	\$19,800.00	\$19,800.00	\$0.00	\$0.00	\$0.00	\$0.00
				M13DC060563	\$9,377.00	\$0.00	\$9,377.00	\$9,377.00	\$0.00	\$0.00	\$0.00	\$0.00
				M14DC060563	\$12,570.00	\$0.00	\$12,570.00	\$12,570.00	\$0.00	\$0.00	\$0.00	\$0.00
				M16DC060563	\$496,391.45	\$403,101.00	\$93,290.45	\$496,391.45	\$69,216.13	\$403,101.00	\$0.00	\$0.00
				M17DC060563	\$97,245.57	\$0.00	\$0.00	\$0.00	\$0.00	\$97,245.57	\$97,245.57	\$0.00
				APPLE VALLEY Subtotal:	\$672,784.56	\$403,101.00	\$172,437.99	\$575,538.99	\$69,216.13	\$500,346.57	\$97,245.57	\$0.00
		PI Subtotal:			\$672,784.56	\$403,101.00	\$172,437.99	\$575,538.99	\$69,216.13	\$500,346.57	\$97,245.57	\$0.00
GRANTEE					\$22,400,936.89	\$3,388,918.99	\$18,083,134.54	\$17,993,233.33	\$578,103.29	\$1,331,984.36	\$1,421,885.57	\$0.00



Town of Apple Valley

IDIS Report – PR 02

List of Activities by Program Year and Project

U.S. Department of Housing and Urban Development
 Office of Community Planning and Development
 Integrated Disbursement and Information System
 List of Activities By Program Year And Project
 APPLE VALLEY,CA

REPORT FOR CPD PROGRAM CDBG, HOME
 PGM YR ALL

Funding Agency: CALIFORNIA

Plan Year	IDIS Project	Project	IDIS Activity ID	Activity Name	Activity Status	Program	Funded Amount	Draw Amount	Balance
1995	1	CONVERTED HOME ACTIVITIES	11018	TOWN OF APPLE VALLEY	Completed	HOME	\$15,386.00	\$15,386.00	\$0.00
			11019	TOWN OF APPLE VALLEY	Completed	HOME	\$10,136.00	\$10,136.00	\$0.00
			11168	TOWN OF APPLE VALLEY	Completed	HOME	\$14,665.00	\$14,665.00	\$0.00
			11169	TOWN OF APPLE VALLEY	Completed	HOME	\$11,218.00	\$11,218.00	\$0.00
			Project Total						\$51,405.00
Program Total					HOME	\$51,405.00	\$51,405.00	\$0.00	
1995 Total						\$51,405.00	\$51,405.00	\$0.00	
1999	79	HOME-CALIF-ACTIVITIES	9711	TOWN OF APPLE VALLEY	Completed	HOME	\$9,084.00	\$9,084.00	\$0.00
			9713	TOWN OF APPLE VALLEY	Completed	HOME	\$8,980.00	\$8,980.00	\$0.00
			9715	TOWN OF APPLE VALLEY	Completed	HOME	\$7,911.00	\$7,911.00	\$0.00
			9726	TOWN OF APPLE VALLEY	Completed	HOME	\$9,084.00	\$9,084.00	\$0.00
			10315	APPLE VALLEY	Completed	HOME	\$6,552.00	\$6,552.00	\$0.00
			10316	APPLE VALLEY	Completed	HOME	\$9,057.00	\$9,057.00	\$0.00
			10317	APPLE VALLEY	Completed	HOME	\$8,723.00	\$8,723.00	\$0.00
			10318	APPLE VALLEY	Completed	HOME	\$9,216.00	\$9,216.00	\$0.00
			10319	APPLE VALLEY	Completed	HOME	\$9,332.00	\$9,332.00	\$0.00
			10320	APPLE VALLEY	Completed	HOME	\$9,608.00	\$9,608.00	\$0.00
			10330	APPLE VALLEY	Completed	HOME	\$7,484.00	\$7,484.00	\$0.00
			10331	APPLE VALLEY	Completed	HOME	\$9,045.00	\$9,045.00	\$0.00
			10332	APPLE VALLEY	Completed	HOME	\$9,056.00	\$9,056.00	\$0.00
			10333	APPLE VALLEY	Completed	HOME	\$8,900.00	\$8,900.00	\$0.00
			10334	APPLE VALLEY	Completed	HOME	\$6,786.00	\$6,786.00	\$0.00
			10335	APPLE VALLEY	Completed	HOME	\$10,170.00	\$10,170.00	\$0.00
			10336	APPLE VALLEY	Completed	HOME	\$8,707.00	\$8,707.00	\$0.00
			11136	TOWN OF APPLE VALLEY	Completed	HOME	\$11,759.00	\$11,759.00	\$0.00
			11137	TOWN OF APPLE VALLEY	Completed	HOME	\$7,267.00	\$7,267.00	\$0.00
			Project Total						\$166,721.00
Program Total					HOME	\$166,721.00	\$166,721.00	\$0.00	
1999 Total						\$166,721.00	\$166,721.00	\$0.00	
2000	241	CALIF-HOME-ACTIVITIES	11135	TOWN OF APPLE VALLEY	Completed	HOME	\$10,964.00	\$10,964.00	\$0.00
			Project Total				\$10,964.00	\$10,964.00	\$0.00
			Program Total			HOME	\$10,964.00	\$10,964.00	\$0.00
2000 Total						\$10,964.00	\$10,964.00	\$0.00	

U.S. Department of Housing and Urban Development
 Office of Community Planning and Development
 Integrated Disbursement and Information System
 List of Activities By Program Year And Project
 APPLE VALLEY,CA

Funding Agency: CALIFORNIA

Plan Year	IDIS Project	Project	IDIS Activity ID	Activity Name	Activity Status	Program	Funded Amount	Draw Amount	Balance
2002	34	HOME-CALIF-ACTIVITIES-2002	11519	TOWN OF APPLE VALLEY	Completed	HOME	\$11,152.00	\$11,152.00	\$0.00
			11520	TOWN OF APPLE VALLEY	Completed	HOME	\$11,364.00	\$11,364.00	\$0.00
			11521	TOWN OF APPLE VALLEY	Completed	HOME	\$8,767.00	\$8,767.00	\$0.00
			11539	TOWN OF APPLE VALLEY	Completed	HOME	\$10,301.00	\$10,301.00	\$0.00
			11540	TOWN OF APPLE VALLEY	Completed	HOME	\$11,422.00	\$11,422.00	\$0.00
			11541	TOWN OF APPLE VALLEY	Completed	HOME	\$11,744.00	\$11,744.00	\$0.00
			11542	TOWN OF APPLE VALLEY	Completed	HOME	\$8,235.00	\$8,235.00	\$0.00
			11867	TOWN OF APPLE VALLEY	Completed	HOME	\$9,551.00	\$9,551.00	\$0.00
			11868	TOWN OF APPLE VALLEY	Completed	HOME	\$10,546.00	\$10,546.00	\$0.00
			11869	TOWN OF APPLE VALLEY	Completed	HOME	\$8,503.00	\$8,503.00	\$0.00
			11870	TOWN OF APPLE VALLEY	Completed	HOME	\$10,992.00	\$10,992.00	\$0.00
			11992	TOWN OF APPLE VALLEY	Completed	HOME	\$11,813.00	\$11,813.00	\$0.00
			12092	TOWN OF APPLE VALLEY	Completed	HOME	\$10,898.00	\$10,898.00	\$0.00
			12258	TOWN OF APPLE VALLEY	Completed	HOME	\$8,707.00	\$8,707.00	\$0.00
			12259	TOWN OF APPLE VALLEY	Completed	HOME	\$9,188.00	\$9,188.00	\$0.00
			12261	TOWN OF APPLE VALLEY	Completed	HOME	\$5,540.00	\$5,540.00	\$0.00
			15963	TOWN OF APPLE VALLEY	Completed	HOME	\$21,518.00	\$21,518.00	\$0.00
			15964	TOWN OF APPLE VALLEY	Completed	HOME	\$12,346.00	\$12,346.00	\$0.00
			15986	TOWN OF APPLE VALLEY	Canceled	HOME	\$0.00	\$0.00	\$0.00
			16266	TOWN OF APPLE VALLEY	Completed	HOME	\$22,603.00	\$22,603.00	\$0.00
		Project Total					\$215,190.00	\$215,190.00	\$0.00
		Program Total				HOME	\$215,190.00	\$215,190.00	\$0.00
		2002 Total					\$215,190.00	\$215,190.00	\$0.00
2003	1	HOME-CALIF-ACTIVITIES-2003	12843	TOWN OF APPLE VALLEY	Completed	HOME	\$10,796.00	\$10,796.00	\$0.00
			12844	TOWN OF APPLE VALLEY	Completed	HOME	\$9,157.00	\$9,157.00	\$0.00
			12845	TOWN OF APPLE VALLEY	Completed	HOME	\$9,091.00	\$9,091.00	\$0.00
			12846	TOWN OF APPLE VALLEY	Completed	HOME	\$11,364.00	\$11,364.00	\$0.00
			12847	TOWN OF APPLE VALLEY	Completed	HOME	\$11,182.00	\$11,182.00	\$0.00
			12848	TOWN OF APPLE VALLEY	Completed	HOME	\$6,816.00	\$6,816.00	\$0.00
			13716	TOWN OF APPLE VALLEY	Completed	HOME	\$11,364.00	\$11,364.00	\$0.00
			13767	TOWN OF APPLE VALLEY	Canceled	HOME	\$0.00	\$0.00	\$0.00
			14487	TOWN OF APPLE VALLEY	Completed	HOME	\$12,127.00	\$12,127.00	\$0.00
			14855	TOWN OF APPLE VALLEY	Canceled	HOME	\$0.00	\$0.00	\$0.00
			14856	TOWN OF APPLE VALLEY	Completed	HOME	\$11,384.00	\$11,384.00	\$0.00
			14857	TOWN OF APPLE VALLEY	Completed	HOME	\$11,544.00	\$11,544.00	\$0.00
			14858	TOWN OF APPLE VALLEY	Completed	HOME	\$11,559.00	\$11,559.00	\$0.00
			15948	TOWN OF APPLE VALLEY	Completed	HOME	\$21,636.00	\$21,636.00	\$0.00

U.S. Department of Housing and Urban Development
 Office of Community Planning and Development
 Integrated Disbursement and Information System
 List of Activities By Program Year And Project
 APPLE VALLEY,CA

Funding Agency: CALIFORNIA

Plan Year	IDIS Project	Project	IDIS Activity ID	Activity Name	Activity Status	Program	Funded Amount	Draw Amount	Balance
2003	1	HOME-CALIF-ACTIVITIES-2003	15949	TOWN OF APPLE VALLEY	Canceled	HOME	\$0.00	\$0.00	\$0.00
			15957	TOWN OF APPLE VALLEY	Completed	HOME	\$21,934.00	\$21,934.00	\$0.00
			15965	TOWN OF APPLE VALLEY	Canceled	HOME	\$0.00	\$0.00	\$0.00
		Project Total					\$159,954.00	\$159,954.00	\$0.00
		Program Total				HOME	\$159,954.00	\$159,954.00	\$0.00
		2003 Total					\$159,954.00	\$159,954.00	\$0.00
2004	1	HOME-CALIF-ACTIVITIES 2004	14115	TOWN OF APPLE VALLEY	Completed	HOME	\$3,338.00	\$3,338.00	\$0.00
			14116	TOWN OF APPLE VALLEY	Completed	HOME	\$5,405.00	\$5,405.00	\$0.00
			14315	TOWN OF APPLE VALLEY	Completed	HOME	\$12,025.00	\$12,025.00	\$0.00
			14854	TOWN OF APPLE VALLEY	Completed	HOME	\$6,972.00	\$6,972.00	\$0.00
			15238	TOWN OF APPLE VALLEY	Completed	HOME	\$11,185.00	\$11,185.00	\$0.00
			15239	TOWN OF APPLE VALLEY	Completed	HOME	\$11,897.00	\$11,897.00	\$0.00
		Project Total					\$50,822.00	\$50,822.00	\$0.00
		Program Total				HOME	\$50,822.00	\$50,822.00	\$0.00
		2004 Total					\$50,822.00	\$50,822.00	\$0.00
2005	1	HOME - CALIF - ACTIVITIES - 2005	15737	CARLA HEALD	Completed	HOME	\$11,729.00	\$11,729.00	\$0.00
			15778	TOWN OF APPLE VALLEY	Completed	HOME	\$8,025.00	\$8,025.00	\$0.00
			15779	TOWN OF APPLE VALLEY	Canceled	HOME	\$0.00	\$0.00	\$0.00
			15780	TOWN OF APPLE VALLEY	Canceled	HOME	\$0.00	\$0.00	\$0.00
			15799	TOWN OF APPLE VALLEY	Completed	HOME	\$10,111.00	\$10,111.00	\$0.00
			15928	TOWN OF APPLE VALLEY	Completed	HOME	\$9,814.00	\$9,814.00	\$0.00
			16865	TOWN OF APPLE VALLEY	Canceled	HOME	\$0.00	\$0.00	\$0.00
			17100	TOWN OF APPLE VALLEY	Canceled	HOME	\$0.00	\$0.00	\$0.00
			17118	TOWN OF APPLE VALLEY	Canceled	HOME	\$0.00	\$0.00	\$0.00
			17141	TOWN OF APPLE VALLEY	Canceled	HOME	\$0.00	\$0.00	\$0.00
			17142	TOWN OF APPLE VALLEY	Canceled	HOME	\$0.00	\$0.00	\$0.00
			17143	TOWN OF APPLE VALLEY	Canceled	HOME	\$0.00	\$0.00	\$0.00
		Project Total					\$39,679.00	\$39,679.00	\$0.00
		Program Total				HOME	\$39,679.00	\$39,679.00	\$0.00
		2005 Total					\$39,679.00	\$39,679.00	\$0.00
2007	4	HOME-STATE RECIPIENT ACTIVITIES 2007	17865	TOWN OF APPLE VALLEY	Completed	HOME	\$16,958.00	\$16,958.00	\$0.00
			17866	TOWN OF APPLE VALLEY	Completed	HOME	\$15,086.00	\$15,086.00	\$0.00
			17869	TOWN OF APPLE VALLEY	Completed	HOME	\$13,583.00	\$13,583.00	\$0.00
			17873	TOWN OF APPLE VALLEY	Completed	HOME	\$12,346.00	\$12,346.00	\$0.00
			17874	TOWN OF APPLE VALLEY	Completed	HOME	\$10,000.00	\$10,000.00	\$0.00
			17877	TOWN OF APPLE VALLEY	Completed	HOME	\$5,062.00	\$5,062.00	\$0.00

U.S. Department of Housing and Urban Development
 Office of Community Planning and Development
 Integrated Disbursement and Information System
 List of Activities By Program Year And Project
 APPLE VALLEY,CA

Funding Agency: CALIFORNIA

Plan Year	IDIS Project	Project	IDIS Activity ID	Activity Name	Activity Status	Program	Funded Amount	Draw Amount	Balance
2007	4	HOME-STATE RECIPIENT ACTIVITIES 2007	17878	TOWN OF APPLE VALLEY	Completed	HOME	\$8,983.00	\$8,983.00	\$0.00
			17890	TOWN OF APPLE VALLEY	Completed	HOME	\$10,000.00	\$10,000.00	\$0.00
			17891	TOWN OF APPLE VALLEY	Completed	HOME	\$10,000.00	\$10,000.00	\$0.00
			17893	TOWN OF APPLE VALLEY	Completed	HOME	\$10,000.00	\$10,000.00	\$0.00
			17953	TOWN OF APPLE VALLEY	Completed	HOME	\$2,927.00	\$2,927.00	\$0.00
			18349	TOWN OF APPLE VALLEY	Completed	HOME	\$65,000.00	\$65,000.00	\$0.00
			18350	TOWN OF APPLE VALLEY	Completed	HOME	\$33,393.00	\$33,393.00	\$0.00
		Project Total					\$213,338.00	\$213,338.00	\$0.00
		Program Total				HOME	\$213,338.00	\$213,338.00	\$0.00
		2007 Total					\$213,338.00	\$213,338.00	\$0.00
		Program Grand Total				HOME	\$908,073.00	\$908,073.00	\$0.00
		Grand Total					\$908,073.00	\$908,073.00	\$0.00
Plan Year	IDIS Project	Project	IDIS Activity ID	Activity Name	Activity Status	Program	Funded Amount	Draw Amount	Balance
1997	1	Aztec Road/Thunderbird Road Street Widening	5	STREET IMPROVEMENTS	Canceled	CDBG	\$0.00	\$0.00	\$0.00
			6	STREET IMPROVEMENTS	Canceled	CDBG	\$0.00	\$0.00	\$0.00
			7	STREET IMPROVEMENTS	Canceled	CDBG	\$0.00	\$0.00	\$0.00
			8	STREET IMPROVEMENTS	Canceled	CDBG	\$0.00	\$0.00	\$0.00
			9	STREET IMPROVEMENTS	Canceled	CDBG	\$0.00	\$0.00	\$0.00
			10	STREET IMPROVEMENTS	Canceled	CDBG	\$0.00	\$0.00	\$0.00
			11	TARGET AREA 1 STREET IMPROVEMENTS	Completed	CDBG	\$119,332.00	\$119,332.00	\$0.00
		Project Total					\$119,332.00	\$119,332.00	\$0.00
	2	Proactive Code Enforcement Program (TSIP)	12	PROACTIVE CODE ENFORCEMENT PROGRAM	Completed	CDBG	\$40,125.00	\$40,125.00	\$0.00
		Project Total					\$40,125.00	\$40,125.00	\$0.00
	3	Graffiti Removal Program (TSIP)	13	GRAFFITI REMOVAL PROGRAM (TSIP)	Completed	CDBG	\$18,639.45	\$18,639.45	\$0.00
		Project Total					\$18,639.45	\$18,639.45	\$0.00
	4	Community Enhancement Program (TSIP)	14	COMMUNITY ENHANCEMENT PROGRAM (TSI))	Completed	CDBG	\$9,000.00	\$9,000.00	\$0.00
		Project Total					\$9,000.00	\$9,000.00	\$0.00
	5	Business Assistance Program (BAP)	15	RESPONSIVE INTERNET SYSTEMS (RIS)	Completed	CDBG	\$34,000.00	\$34,000.00	\$0.00
		Project Total					\$34,000.00	\$34,000.00	\$0.00
	6	P.O.P. Code Enforcement Program (TSIP)	16	P.O.P. CODE ENFORCEMENT PROGRAM	Completed	CDBG	\$61,000.00	\$61,000.00	\$0.00
		Project Total					\$61,000.00	\$61,000.00	\$0.00
	7	Fair Housing	17	FAIR HOUSING SERVICES	Completed	CDBG	\$5,759.93	\$5,759.93	\$0.00
			26	ANALYSIS OF IMPEDIMENTS TO FAIR HOUSING	Completed	CDBG	\$10,000.00	\$10,000.00	\$0.00
		Project Total					\$15,759.93	\$15,759.93	\$0.00
	8	Program Administration	18	PROGRAM ADMINISTRATION	Completed	CDBG	\$106,400.00	\$106,400.00	\$0.00

U.S. Department of Housing and Urban Development
 Office of Community Planning and Development
 Integrated Disbursement and Information System
 List of Activities By Program Year And Project
 APPLE VALLEY,CA

Plan Year	IDIS Project	Project	IDIS Activity ID	Activity Name	Activity Status	Program	Funded Amount	Draw Amount	Balance
1997	8	Project Total					\$106,400.00	\$106,400.00	\$0.00
		Program Total				CDBG	\$404,256.38	\$404,256.38	\$0.00
		1997 Total					\$404,256.38	\$404,256.38	\$0.00
1998	9	Program Administration	19	PROGRAM ADMINISTRATION	Completed	CDBG	\$113,606.00	\$113,606.00	\$0.00
		Project Total					\$113,606.00	\$113,606.00	\$0.00
	10	Target Area 2 Blight Removal Street Improvement (TSIP)	20	TARGET AREA 2 BLIGHT REMOVAL STREET IMPR	Completed	CDBG	\$122,000.00	\$122,000.00	\$0.00
		Project Total					\$122,000.00	\$122,000.00	\$0.00
	11	Target Area 2 Residential Street Improvements (TSIP)	21	TARGET AREA 2 RESIDENTIAL STREET IMPROVE	Completed	CDBG	\$195,805.69	\$195,805.69	\$0.00
		Project Total					\$195,805.69	\$195,805.69	\$0.00
	12	Proactive Code Enforcement (TSIP)	22	PROACTIVE CODE ENFORCEMENT (TSIP)	Completed	CDBG	\$41,000.00	\$41,000.00	\$0.00
		Project Total					\$41,000.00	\$41,000.00	\$0.00
	13	Community Enhancement Program (TSIP)	23	COMMUNITY ENHANCEMENT PROGRAM (TSIP)	Completed	CDBG	\$9,000.00	\$9,000.00	\$0.00
		Project Total					\$9,000.00	\$9,000.00	\$0.00
	14	P.O.P. Code Enforcement (TSIP)	24	P.O.P. CODE ENFORCEMENT (TSIP)	Completed	CDBG	\$61,000.00	\$61,000.00	\$0.00
		Project Total					\$61,000.00	\$61,000.00	\$0.00
	15	Fair Housing	25	FAIR HOUSING SERVICES	Completed	CDBG	\$7,944.39	\$7,944.39	\$0.00
		Project Total					\$7,944.39	\$7,944.39	\$0.00
		Program Total				CDBG	\$550,356.08	\$550,356.08	\$0.00
		1998 Total					\$550,356.08	\$550,356.08	\$0.00
1999	1	Program Administration	32	PROGRAM ADMINISTRATION	Completed	CDBG	\$114,400.00	\$114,400.00	\$0.00
		Project Total					\$114,400.00	\$114,400.00	\$0.00
	2	Target Area 2 Blight Removal Street Improvement (TSIP)	33	TARGET AREA 2 BLIGHT REMOVAL STREET IMPR	Completed	CDBG	\$97,000.00	\$97,000.00	\$0.00
		Project Total					\$97,000.00	\$97,000.00	\$0.00
	3	Target Area 2 Residential Street Improvements (TSIP)	34	TARGET AREA 2 RESIDENTIAL STREET IMPROV	Completed	CDBG	\$118,394.31	\$118,394.31	\$0.00
		Project Total					\$118,394.31	\$118,394.31	\$0.00
	4	Proactive Code Enforcement (TSIP)	27	PROACTIVE CODE ENFORCEMENT	Completed	CDBG	\$41,000.00	\$41,000.00	\$0.00
		Project Total					\$41,000.00	\$41,000.00	\$0.00
	5	COMMUNITY ENHANCEMENT PROGRAM	28	COMMUNITY ENHANCEMENT PROGRAM	Completed	CDBG	\$6,843.53	\$6,843.53	\$0.00
		Project Total					\$6,843.53	\$6,843.53	\$0.00
	6	P.O.P. CODE ENFORCMENT	29	P.O.P. CODE ENFOCEMENT (TSIP)	Completed	CDBG	\$61,000.00	\$61,000.00	\$0.00
		Project Total					\$61,000.00	\$61,000.00	\$0.00
	7	FAIR HOUSING	30	FAIR HOUSING	Completed	CDBG	\$9,291.00	\$9,291.00	\$0.00
		Project Total					\$9,291.00	\$9,291.00	\$0.00
	8	BUSINESS ATTRACTION PROGRAM	31	BUSINESS ATTRACTION PROGRAM	Canceled	CDBG	\$0.00	\$0.00	\$0.00
		Project Total					\$0.00	\$0.00	\$0.00

U.S. Department of Housing and Urban Development
 Office of Community Planning and Development
 Integrated Disbursement and Information System
 List of Activities By Program Year And Project
 APPLE VALLEY,CA

Plan Year	IDIS Project	Project	IDIS Activity ID	Activity Name	Activity Status	Program	Funded Amount	Draw Amount	Balance
1999	Program Total					CDBG	\$447,928.84	\$447,928.84	\$0.00
	1999 Total						\$447,928.84	\$447,928.84	\$0.00
2000	1	Proactive Code Enforcement (TSIP)	35	PROACTIVE CODE ENFORCEMENT (TSIP)	Completed	CDBG	\$132,050.00	\$132,050.00	\$0.00
		Project Total					\$132,050.00	\$132,050.00	\$0.00
	2	Community Enhancement Program (TSIP)	36	COMMUNITY ENHANCEMENT PROGRAM	Completed	CDBG	\$8,715.01	\$8,715.01	\$0.00
		Project Total					\$8,715.01	\$8,715.01	\$0.00
	3	P.O.P. Code Enforcement (TSIP)	37	P.O.P. CODE ENFORCEMENT (TSIP)	Completed	CDBG	\$67,429.44	\$67,429.44	\$0.00
		Project Total					\$67,429.44	\$67,429.44	\$0.00
	4	Operation School Bell	38	OPERATION SCHOOL	Completed	CDBG	\$7,000.00	\$7,000.00	\$0.00
		Project Total					\$7,000.00	\$7,000.00	\$0.00
	5	Yucca Loma Park Development Project	39	YUCCA LOMA PARK PLAYGROUND	Completed	CDBG	\$31,358.69	\$31,358.69	\$0.00
		Project Total					\$31,358.69	\$31,358.69	\$0.00
	6	Demolition Program (TSIP)	40	DEMOLITION PROGRAM (TSIP)	Completed	CDBG	\$15,395.00	\$15,395.00	\$0.00
		Project Total					\$15,395.00	\$15,395.00	\$0.00
	7	Repayment of Section 108 Loan Principal	41	SILVERADO PROJECT	Canceled	CDBG	\$0.00	\$0.00	\$0.00
		Project Total					\$0.00	\$0.00	\$0.00
	8	High Desert Domestic Violence Program	42	COMMUNITY OUTREACH AND ADVOCACY	Completed	CDBG	\$9,805.00	\$9,805.00	\$0.00
		Project Total					\$9,805.00	\$9,805.00	\$0.00
	9	Landlord/Tenant Mediation Services	43	LANDLORD TENANT MEDIATION SERVICES	Completed	CDBG	\$3,524.00	\$3,524.00	\$0.00
		Project Total					\$3,524.00	\$3,524.00	\$0.00
	10	Fair Housing Services	44	FAIR HOUSING SERVICES	Completed	CDBG	\$8,686.37	\$8,686.37	\$0.00
		Project Total					\$8,686.37	\$8,686.37	\$0.00
	11	High Desert Homeless Services	45	HIGH DESERT HOMELESS SERVICES	Completed	CDBG	\$16,000.00	\$16,000.00	\$0.00
		Project Total					\$16,000.00	\$16,000.00	\$0.00
	12	Hi-Desert Meals on Wheels	46	HI-DESERT MEALS ON WHEELS	Completed	CDBG	\$12,500.00	\$12,500.00	\$0.00
		Project Total					\$12,500.00	\$12,500.00	\$0.00
	13	Help End Abuse Response Team (HEART)	47	HELP END ABUSE RESPONSE TEAM	Completed	CDBG	\$3,456.00	\$3,456.00	\$0.00
		Project Total					\$3,456.00	\$3,456.00	\$0.00
	14	Mohave Deaf Services	48	MOJAVE DEAF SERVICES	Completed	CDBG	\$1,500.00	\$1,500.00	\$0.00
		Project Total					\$1,500.00	\$1,500.00	\$0.00
	15	First Call For Help	49	FIRST CALL FOR HELP	Completed	CDBG	\$4,646.00	\$4,646.00	\$0.00
		Project Total					\$4,646.00	\$4,646.00	\$0.00
	16	Target Area 1 Neighborhood Park Development Project	50	TARGET AREA 1 NEIGHBORHOOD PARK	Completed	CDBG	\$60,215.00	\$60,215.00	\$0.00
		Project Total					\$60,215.00	\$60,215.00	\$0.00
	17	Lady B Ranch Therapeutic Riding Program	51	LADY B RANCH THERAPEUTIC RIDING PROGRAM	Canceled	CDBG	\$0.00	\$0.00	\$0.00
		Project Total					\$0.00	\$0.00	\$0.00
	Program Total					CDBG	\$382,280.51	\$382,280.51	\$0.00

U.S. Department of Housing and Urban Development
 Office of Community Planning and Development
 Integrated Disbursement and Information System
 List of Activities By Program Year And Project
 APPLE VALLEY,CA

Plan Year	IDIS Project	Project	IDIS Activity ID	Activity Name	Activity Status	Program	Funded Amount	Draw Amount	Balance
2000	2000 Total						\$382,280.51	\$382,280.51	\$0.00
2001	1	Proactive Code Enforcement (TSIP)	64	TOAV PROACTIVE CODE ENFORCEMENT	Completed	CDBG	\$95,530.00	\$95,530.00	\$0.00
		Project Total					\$95,530.00	\$95,530.00	\$0.00
	3	P.O.P. Code Enforcement (TSIP)	63	TOAV POP CODE ENFORCEMENT	Completed	CDBG	\$61,000.00	\$61,000.00	\$0.00
		Project Total					\$61,000.00	\$61,000.00	\$0.00
	4	Operation School Bell	52	OPERATION SCHOOL BELL	Completed	CDBG	\$9,000.00	\$9,000.00	\$0.00
			55	ASSISTANCE LEAGUE OF VICTOR VALLEY	Canceled	CDBG	\$0.00	\$0.00	\$0.00
		Project Total					\$9,000.00	\$9,000.00	\$0.00
	7	Repayment of Section 108 Loan Principal	62	TOAV SECTION 108 LOAN REPAYMENT	Canceled	CDBG	\$0.00	\$0.00	\$0.00
		Project Total					\$0.00	\$0.00	\$0.00
	8	High Desert Domestic Violence Program	53	HIGH DESERT DOMESTIC VIOLENCE	Completed	CDBG	\$10,259.00	\$10,259.00	\$0.00
		Project Total					\$10,259.00	\$10,259.00	\$0.00
	9	Landlord/Tenant Mediation Services	65	IFHMB LANDLORD/TENANT	Completed	CDBG	\$2,681.67	\$2,681.67	\$0.00
		Project Total					\$2,681.67	\$2,681.67	\$0.00
	10	Fair Housing Services	59	INLAND FAIR HOUSING & MEDIATION BOARD	Completed	CDBG	\$8,660.74	\$8,660.74	\$0.00
		Project Total					\$8,660.74	\$8,660.74	\$0.00
	11	High Desert Homeless Services	68	HIGH DESERT HOMELESS SERVICES	Completed	CDBG	\$18,000.00	\$18,000.00	\$0.00
		Project Total					\$18,000.00	\$18,000.00	\$0.00
	12	Hi-Desert Meals on Wheels	56	HIGH DESERT MEALS ON WHEELS	Completed	CDBG	\$13,750.00	\$13,750.00	\$0.00
		Project Total					\$13,750.00	\$13,750.00	\$0.00
	13	First Call for Help	67	VCSC FIRST CALL FOR HELP	Completed	CDBG	\$5,200.00	\$5,200.00	\$0.00
		Project Total					\$5,200.00	\$5,200.00	\$0.00
	14	Mojave Deaf Services	57	MOJAVE DEAF SERVICES	Canceled	CDBG	\$0.00	\$0.00	\$0.00
			66	MOJAVE DEAF SERVICES	Completed	CDBG	\$6,000.00	\$6,000.00	\$0.00
		Project Total					\$6,000.00	\$6,000.00	\$0.00
	15	Supporting Teens At Risk	58	ONE TO ONE MENTORS	Completed	CDBG	\$5,000.00	\$5,000.00	\$0.00
		Project Total					\$5,000.00	\$5,000.00	\$0.00
	16	Catholic Charities Emergency Relief Program	54	CATHOLIC CHARITIES EMERGENCY RELIEF	Completed	CDBG	\$4,154.00	\$4,154.00	\$0.00
		Project Total					\$4,154.00	\$4,154.00	\$0.00
	17	Target Area 2 Residential Street Improvements	61	TOAV TARGET AREA 2/STREET IMPROVEMENTS	Completed	CDBG	\$151,070.00	\$151,070.00	\$0.00
		Project Total					\$151,070.00	\$151,070.00	\$0.00
	18	Target Area 1 Neighborhood Park Improvements	60	TOAV TARGET AREA 1/ PARK IMPROVEMENTS	Completed	CDBG	\$59,000.00	\$59,000.00	\$0.00
		Project Total					\$59,000.00	\$59,000.00	\$0.00
	19	CIVIC CENTER NEIGHBORHOOD PARK	69	CIVIC CENTER NEIGHBORHOOD PARK	Completed	CDBG	\$297,081.00	\$297,081.00	\$0.00
		Project Total					\$297,081.00	\$297,081.00	\$0.00
	Program Total					CDBG	\$746,386.41	\$746,386.41	\$0.00
	2001 Total						\$746,386.41	\$746,386.41	\$0.00

U.S. Department of Housing and Urban Development
 Office of Community Planning and Development
 Integrated Disbursement and Information System
 List of Activities By Program Year And Project
 APPLE VALLEY,CA

Plan Year	IDIS Project	Project	IDIS Activity ID	Activity Name	Activity Status	Program	Funded Amount	Draw Amount	Balance
2002	1	Proactive Code Enforcement (TSIP)	78	PROACTIVE CODE ENFORCEMENT (TSIP)	Canceled	CDBG	\$0.00	\$0.00	\$0.00
			83	TOAV PROACTIVE CODE ENFORCEMENT	Completed	CDBG	\$100,000.00	\$100,000.00	\$0.00
			Project Total				\$100,000.00	\$100,000.00	\$0.00
	3	P.O.P. Code Enforcement (TSIP)	81	TOAV POP CODE ENFORCEMENT	Completed	CDBG	\$61,000.00	\$61,000.00	\$0.00
				Project Total			\$61,000.00	\$61,000.00	\$0.00
	4	Operation School Bell	73	ASSISTANCE LEAGUE OF VICTORVILLE	Completed	CDBG	\$9,000.00	\$9,000.00	\$0.00
				Project Total			\$9,000.00	\$9,000.00	\$0.00
	8	High Desert Domestic Violence Program	72	DOMESTIC VIOLENCE OUTREACH CENTER	Completed	CDBG	\$13,750.00	\$13,750.00	\$0.00
				Project Total			\$13,750.00	\$13,750.00	\$0.00
	9	Landlord/Tenant Mediation Services	77	INLAND FAIR HOUSING AND MEDIATION BOARD	Completed	CDBG	\$5,000.00	\$5,000.00	\$0.00
				Project Total			\$5,000.00	\$5,000.00	\$0.00
	10	Fair Housing Services	70	IFHMB	Completed	CDBG	\$11,530.00	\$11,530.00	\$0.00
				Project Total			\$11,530.00	\$11,530.00	\$0.00
	11	High Desert Homeless Services	71	HOMELESS SHELTER PROGRAM	Completed	CDBG	\$18,000.00	\$18,000.00	\$0.00
				Project Total			\$18,000.00	\$18,000.00	\$0.00
	12	Hi-Desert Meals on Wheels	76	MEALS ON WHEELS	Completed	CDBG	\$13,750.00	\$13,750.00	\$0.00
				Project Total			\$13,750.00	\$13,750.00	\$0.00
	13	Victor Valley Community Services Council	74	FIRST CALL FOR HELP	Completed	CDBG	\$5,200.00	\$5,200.00	\$0.00
				Project Total			\$5,200.00	\$5,200.00	\$0.00
	14	Mojave Deaf Services	75	INTERPRETER SERVICES	Completed	CDBG	\$2,694.77	\$2,694.77	\$0.00
			Project Total			\$2,694.77	\$2,694.77	\$0.00	
15	One 2 One Mentors	79	SUPPORTING TEENS AT RISK (STAR)	Completed	CDBG	\$5,000.00	\$5,000.00	\$0.00	
			Project Total			\$5,000.00	\$5,000.00	\$0.00	
16	Residential Rehabilitation Loan Program	84	DELIVERY COSTS AND REHABILITATION	Completed	CDBG	\$50,000.00	\$50,000.00	\$0.00	
			Project Total			\$50,000.00	\$50,000.00	\$0.00	
17	Target Area 2 (Ottawa Road) Residential Street Improvement	80	TOAV TARGET AREA 2-RES. STREET IMPRVMT	Completed	CDBG	\$158,850.00	\$158,850.00	\$0.00	
			Project Total			\$158,850.00	\$158,850.00	\$0.00	
18	Program Administration	82	CDBG PROGRAM ADMINISTRATION	Completed	CDBG	\$113,800.00	\$113,800.00	\$0.00	
		85	CDBG PROGRAM ADMINISTRATION	Canceled	CDBG	\$0.00	\$0.00	\$0.00	
			Project Total			\$113,800.00	\$113,800.00	\$0.00	
	Program Total					\$567,574.77	\$567,574.77	\$0.00	
	2002 Total					\$567,574.77	\$567,574.77	\$0.00	
2003	1	Proactive Code Enforcement (TSIP)	86	TOAV CODE ENFORCEMENT TSIP	Completed	CDBG	\$100,000.00	\$100,000.00	\$0.00
				Project Total			\$100,000.00	\$100,000.00	\$0.00
2	Victor Valley Community Services Council	90	VCSC FIRST CALL FOR HELP	Completed	CDBG	\$5,700.00	\$5,700.00	\$0.00	
			Project Total			\$5,700.00	\$5,700.00	\$0.00	

U.S. Department of Housing and Urban Development
 Office of Community Planning and Development
 Integrated Disbursement and Information System
 List of Activities By Program Year And Project
 APPLE VALLEY,CA

Plan Year	IDIS Project	Project	IDIS Activity ID	Activity Name	Activity Status	Program	Funded Amount	Draw Amount	Balance
2003	3	P.O.P. Code Enforcement (TSIP)	96	POP CODE ENFORCEMENT	Completed	CDBG	\$61,000.00	\$61,000.00	\$0.00
		Project Total					\$61,000.00	\$61,000.00	\$0.00
	4	Operation School Bell	102	ASSISTANCE LEAGUE-OPERATION SCHOOL BELL	Completed	CDBG	\$10,000.00	\$10,000.00	\$0.00
		Project Total					\$10,000.00	\$10,000.00	\$0.00
	6	One 2 One Mentors	94	SUPPORTING TEENS AT RISK (STAR)	Completed	CDBG	\$7,331.25	\$7,331.25	\$0.00
		Project Total					\$7,331.25	\$7,331.25	\$0.00
	7	High Desert Domestic Violence Program	93	SHELTER AND PARENTING CLASSES	Completed	CDBG	\$13,466.00	\$13,466.00	\$0.00
		Project Total					\$13,466.00	\$13,466.00	\$0.00
	8	Landlord/Tenant Mediation Services	88	LANDLORD/TENANT MEDIATION SERVICES	Completed	CDBG	\$4,910.84	\$4,910.84	\$0.00
		Project Total					\$4,910.84	\$4,910.84	\$0.00
	9	Fair Housing Services	87	FAIR HOUSING INLAND FAIR HSG. MEDIATION	Completed	CDBG	\$11,677.00	\$11,677.00	\$0.00
		Project Total					\$11,677.00	\$11,677.00	\$0.00
	10	High Desert Homeless Services	95	HOMELESS SHELTER PROGRAM	Completed	CDBG	\$18,000.00	\$18,000.00	\$0.00
		Project Total					\$18,000.00	\$18,000.00	\$0.00
	11	Hi-Desert Meals on Wheels	91	HI-DESERT MEAL ON WHEELS	Completed	CDBG	\$13,750.00	\$13,750.00	\$0.00
		Project Total					\$13,750.00	\$13,750.00	\$0.00
	12	Residential Rehabilitation Loan Program	97	RESIDENTIAL REHABILITATION LOAN PROGRAM	Completed	CDBG	\$55,044.59	\$55,044.59	\$0.00
		Project Total					\$55,044.59	\$55,044.59	\$0.00
	14	Program Administration	98	PLANNING AND ADMINISTRATION	Completed	CDBG	\$104,263.24	\$104,263.24	\$0.00
			124	ANALYSIS OF IMPEDIMENTS - ADMIN	Canceled	CDBG	\$0.00	\$0.00	\$0.00
		Project Total					\$104,263.24	\$104,263.24	\$0.00
	15	Victor Valley Dental Service Program	104	VICTOR VALLEY DENTAL SERVICE PROGRAM	Canceled	CDBG	\$0.00	\$0.00	\$0.00
		Project Total					\$0.00	\$0.00	\$0.00
	16	San Bernardino County Library Adult Literacy Program	100	LITERACY PROGRAM	Completed	CDBG	\$1,956.75	\$1,956.75	\$0.00
		Project Total					\$1,956.75	\$1,956.75	\$0.00
	17	Catholic Charities Rent and Mortgage Assistance Program	89	EMERGENCY RELIEF - HOUSING ASSISTANCE	Completed	CDBG	\$7,000.00	\$7,000.00	\$0.00
		Project Total					\$7,000.00	\$7,000.00	\$0.00
	18	Yucca Loma Elementary School Lighthouse Project	101	LIGHTHOUSE PROJECT	Completed	CDBG	\$9,599.00	\$9,599.00	\$0.00
		Project Total					\$9,599.00	\$9,599.00	\$0.00
	19	American Red Cross High Desert Chapter	103	FAMILY DISASTER AND RECOVERY PROGRAM	Completed	CDBG	\$360.91	\$360.91	\$0.00
		Project Total					\$360.91	\$360.91	\$0.00
	20	Apple Valley Fire Protection District Safer Homes	92	SAFER HOMES - SMOKE DETECTORS	Completed	CDBG	\$3,000.00	\$3,000.00	\$0.00
		Project Total					\$3,000.00	\$3,000.00	\$0.00
	21	Town of Apple Valley Park and Recreation Department	99	WELL INSTALLATION AND WATER RIGHTS PUR	Completed	CDBG	\$48,000.00	\$48,000.00	\$0.00
		Project Total					\$48,000.00	\$48,000.00	\$0.00
	Program Total					CDBG	\$475,059.58	\$475,059.58	\$0.00

U.S. Department of Housing and Urban Development
 Office of Community Planning and Development
 Integrated Disbursement and Information System
 List of Activities By Program Year And Project
 APPLE VALLEY,CA

Plan Year	IDIS Project	Project	IDIS Activity ID	Activity Name	Activity Status	Program	Funded Amount	Draw Amount	Balance
2003	2003 Total						\$475,059.58	\$475,059.58	\$0.00
2004	1	PUBLIC SERVICE	105	HI DESERT MEALS ON WHEELS	Canceled	CDBG	\$0.00	\$0.00	\$0.00
		Project Total					\$0.00	\$0.00	\$0.00
	2	HI DESERT MEALS ON WHEELS	106	HI DESERT MEALS ON WHEELS	Completed	CDBG	\$12,000.00	\$12,000.00	\$0.00
		Project Total					\$12,000.00	\$12,000.00	\$0.00
	3	OPERATION SCHOOL BELL - ASSISTANCE LEAGUE OF VV	107	OPERATION SCHOOL BELL - ASST. LEAGUE	Completed	CDBG	\$12,000.00	\$12,000.00	\$0.00
		Project Total					\$12,000.00	\$12,000.00	\$0.00
	4	HIGH DESERT HOMELESS SERVICES	108	HIGH DESERT HOMELESS SERVICES	Completed	CDBG	\$20,600.00	\$20,600.00	\$0.00
		Project Total					\$20,600.00	\$20,600.00	\$0.00
	5	HIGH DESERT DOMESTIC VIOLENCE PROGRAM	109	HIGH DESERT DOMESTIC VIOLENCE PROGRAM	Completed	CDBG	\$15,000.00	\$15,000.00	\$0.00
		Project Total					\$15,000.00	\$15,000.00	\$0.00
	6	CATHOLIC CHARITIES SAN BERNARDINO	110	CATHOLIC CHARITIES SAN BERNARDINO	Completed	CDBG	\$12,350.00	\$12,350.00	\$0.00
		Project Total					\$12,350.00	\$12,350.00	\$0.00
	7	AMERICAN RED CROSS HIGH DESERT CHAPTER	111	AMERICAN RED CROSS HIGH DESERT CHAPTER	Completed	CDBG	\$3,000.00	\$3,000.00	\$0.00
		Project Total					\$3,000.00	\$3,000.00	\$0.00
	8	VICTOR VALLEY DOMESTIC VIOLENCE	112	VICTOR VALLEY DOMESTIC VIOLENCE	Completed	CDBG	\$6,166.50	\$6,166.50	\$0.00
		Project Total					\$6,166.50	\$6,166.50	\$0.00
	9	FAIR HOUSING SERVICES-INLAND MEDIATION & FAIR HOUSING BOARD	113	FAIR HOUSING SERVICES - IFHMB	Completed	CDBG	\$11,674.00	\$11,674.00	\$0.00
		Project Total					\$11,674.00	\$11,674.00	\$0.00
	10	LANDLORD/TENANT MEDIATION SERVICES - IFHMB	114	LANDLORD-TENANT MEDIATION SERVICES IFHMB	Completed	CDBG	\$6,109.00	\$6,109.00	\$0.00
		Project Total					\$6,109.00	\$6,109.00	\$0.00
	11	LADY B RANCH	115	LADY B RANCH	Completed	CDBG	\$2,510.00	\$2,510.00	\$0.00
		Project Total					\$2,510.00	\$2,510.00	\$0.00
	12	SAN BERNARDINO SEXUAL ASSAULT SERVICES	116	SAN BERNARDINO SEXUAL ASSAULT SERVICES	Completed	CDBG	\$4,150.00	\$4,150.00	\$0.00
		Project Total					\$4,150.00	\$4,150.00	\$0.00
	13	RESIDENTIAL REHABILITATION LOAN PROGRAM	117	RESIDENTIAL REHABILITATION LOAN PROGRAM	Completed	CDBG	\$100,000.05	\$100,000.05	\$0.00
		Project Total					\$100,000.05	\$100,000.05	\$0.00
	14	PROACTIVE CODE ENFORCEMENT	118	PROACTIVE CODE ENFORCEMENT	Completed	CDBG	\$100,000.00	\$100,000.00	\$0.00
		Project Total					\$100,000.00	\$100,000.00	\$0.00
	15	P.O.P CODE ENFORCEMENT	119	POP CODE ENFORCEMENT	Completed	CDBG	\$61,000.00	\$61,000.00	\$0.00
			120	POP CODE ENFORCEMENT	Canceled	CDBG	\$0.00	\$0.00	\$0.00
		Project Total					\$61,000.00	\$61,000.00	\$0.00
	16	CIVIC CENTER PARK - NEIGHBORHOOD	121	CIVIC CENTER NEIGHBORHOOD PARK	Completed	CDBG	\$395,137.00	\$395,137.00	\$0.00
		Project Total					\$395,137.00	\$395,137.00	\$0.00
	17	CDBG PROGRAM ADMINISTRATION	122	PROGRAM ADMINISTRATION SALARIES	Completed	CDBG	\$145,560.64	\$145,560.64	\$0.00

U.S. Department of Housing and Urban Development
 Office of Community Planning and Development
 Integrated Disbursement and Information System
 List of Activities By Program Year And Project
 APPLE VALLEY,CA

Plan Year	IDIS Project	Project	IDIS Activity ID	Activity Name	Activity Status	Program	Funded Amount	Draw Amount	Balance
2004	17	CDBG PROGRAM ADMINISTRATION	123	CDBG ADMINISTRATION - MISCELLANEOUS	Canceled	CDBG	\$0.00	\$0.00	\$0.00
		Project Total					\$145,560.64	\$145,560.64	\$0.00
	18	HOME PROGRAM ADMINISTRATION	130	HOME PROGRAM ADMINISTRATION	Completed	HOME	\$72,400.80	\$72,400.80	\$0.00
		Project Total					\$72,400.80	\$72,400.80	\$0.00
	19	APPLE VALLEY - DOWNPAYMENT ASSISTANCE PROGRAM (DAP)	163	R. & A. FALLAGO	Completed	HOME	\$10,798.00	\$10,798.00	\$0.00
			189	A. JR. & M. G. PALACIOS	Completed	HOME	\$47,102.00	\$47,102.00	\$0.00
			190	J., S. & J. BARKDULL	Completed	HOME	\$65,000.00	\$65,000.00	\$0.00
			191	D. TAYLOR/D. PRICE	Completed	HOME	\$62,100.00	\$62,100.00	\$0.00
			192	S. HERNANDEZ/J. SHOOP	Completed	HOME	\$65,000.00	\$65,000.00	\$0.00
		Project Total					\$250,000.00	\$250,000.00	\$0.00
	20	APPLE VALLEY - RESIDENTIAL REHABILITATION LOAN PROGRAM RRLP	164	K & G GARRETT - RRLP	Completed	HOME	\$18,689.00	\$18,689.00	\$0.00
			228	PATRICIA AMADO	Canceled	CDBG	\$0.00	\$0.00	\$0.00
		Project Total					\$18,689.00	\$18,689.00	\$0.00
	21	CHDO FUNDS	171	VICTOR VALLEY DOMESTIC VIOLENCE REHAB	Completed	HOME	\$81,070.00	\$81,070.00	\$0.00
		Project Total					\$81,070.00	\$81,070.00	\$0.00
	22	VICTORVILLE - MORTGAGE ASSISTANCE PROGRAM (MAP)	125	VV CHARLENE BUTTS	Completed	HOME	\$9,008.00	\$9,008.00	\$0.00
			126	PAUL AND VERLENE WARREN	Completed	HOME	\$40,000.00	\$40,000.00	\$0.00
			127	ISRAEL AND DANIELLE GUZMAN	Completed	HOME	\$36,000.00	\$36,000.00	\$0.00
			129	JENNIFER FIELDS	Completed	HOME	\$45,000.00	\$45,000.00	\$0.00
			161	ROBERT L. NOWDEN	Completed	HOME	\$37,811.00	\$37,811.00	\$0.00
		Project Total					\$167,819.00	\$167,819.00	\$0.00
	23	VICTORVILLE - SENIOR HOME REPAIR PROGRAM	128	SHARON K. CANDLER	Completed	HOME	\$4,789.70	\$4,789.70	\$0.00
			134	VIRGINIA CORONA	Completed	HOME	\$10,644.94	\$10,644.94	\$0.00
			135	HELEN KEEVILLE	Completed	HOME	\$6,540.00	\$6,540.00	\$0.00
			136	MARTHA LATIMER	Completed	HOME	\$4,950.00	\$4,950.00	\$0.00
			137	JOSE CERDEIRAS	Completed	HOME	\$7,010.76	\$7,010.76	\$0.00
			138	ELIZA HAW	Completed	HOME	\$5,846.00	\$5,846.00	\$0.00
			139	RAMON NAVARRO	Completed	HOME	\$7,000.00	\$7,000.00	\$0.00
			140	MILDRED BJORNBERG	Completed	HOME	\$6,680.00	\$6,680.00	\$0.00
			141	HILDA O'LARNEY	Completed	HOME	\$7,188.90	\$7,188.90	\$0.00
			142	JOY BURNELL	Completed	HOME	\$7,000.00	\$7,000.00	\$0.00
			143	SHIRLEY STANIFER	Completed	HOME	\$4,362.00	\$4,362.00	\$0.00
			144	CLODOMIRO ROA	Completed	HOME	\$6,380.00	\$6,380.00	\$0.00
			145	EDNA FERNANDEZ	Completed	HOME	\$7,140.00	\$7,140.00	\$0.00
			146	CALVIN WORTHEN	Completed	HOME	\$7,515.57	\$7,515.57	\$0.00
			147	ROBERT SLATER	Completed	HOME	\$6,952.13	\$6,952.13	\$0.00
		Project Total					\$100,000.00	\$100,000.00	\$0.00
	24	HPI ACQUISITION FOR AFFORDABLE HOUSING	266	HPI ACQUISITON FOR AFFORDABLE HOUSING	Completed	HOME	\$27,531.20	\$27,531.20	\$0.00

U.S. Department of Housing and Urban Development
 Office of Community Planning and Development
 Integrated Disbursement and Information System
 List of Activities By Program Year And Project
 APPLE VALLEY,CA

Plan Year	IDIS Project	Project	IDIS Activity ID	Activity Name	Activity Status	Program	Funded Amount	Draw Amount	Balance
2004	24	Project Total					\$27,531.20	\$27,531.20	\$0.00
	25	Residential Rehabilitation Loan Program	297	RRLP Raymond	Canceled	CDBG	\$0.00	\$0.00	\$0.00
		Project Total					\$0.00	\$0.00	\$0.00
		Program Total				CDBG	\$907,257.19	\$907,257.19	\$0.00
						HOME	\$717,510.00	\$717,510.00	\$0.00
	2004 Total					\$1,624,767.19	\$1,624,767.19	\$0.00	
2005	1	FAIR HOUSING - IFHMB	131	FAIR HOUSING - IFHMB	Completed	CDBG	\$11,990.00	\$11,990.00	\$0.00
		Project Total					\$11,990.00	\$11,990.00	\$0.00
	2	LANLORD/TENANT SERVICES - IFHMB	132	LANDLORD/TENANT MEDIATION - IFHMB	Completed	CDBG	\$6,707.00	\$6,707.00	\$0.00
		Project Total					\$6,707.00	\$6,707.00	\$0.00
	3	HI DESERT MEALS ON WHEELS	133	HI DESERT MEALS ON WHEELS	Completed	CDBG	\$12,000.00	\$12,000.00	\$0.00
		Project Total					\$12,000.00	\$12,000.00	\$0.00
	4	OPERATION SCHOOL BELL - ASSISTANCE LEAGUE OF VICTOR VALLEY	152	OPERATION SCHOOL BELL-ASSISTANCE LEAGUE	Completed	CDBG	\$12,000.00	\$12,000.00	\$0.00
		Project Total					\$12,000.00	\$12,000.00	\$0.00
	5	HIGH DESERT HOMELESS SERVICES	157	HIGH DESERT HOMELESS PROGRAM	Completed	CDBG	\$17,006.00	\$17,006.00	\$0.00
		Project Total					\$17,006.00	\$17,006.00	\$0.00
	6	HIGH DESERT DOMESTIC VIOLENCE PROGRAM	148	HIGH DESERT DOMESTIC VIOLENCE PROGRAM	Completed	CDBG	\$12,973.64	\$12,973.64	\$0.00
		Project Total					\$12,973.64	\$12,973.64	\$0.00
	7	SAN BERNARDINO COUNTY LIBRARY	153	LITERACY DAY-SB COUNTY LIBRARY	Completed	CDBG	\$5,000.00	\$5,000.00	\$0.00
		Project Total					\$5,000.00	\$5,000.00	\$0.00
	8	CATHOLIC CHARITIES/ SAN BERNARDINO/RIVERSIDE	151	EMERGENCY RELIEF PROGRAM	Completed	CDBG	\$13,000.00	\$13,000.00	\$0.00
	Project Total					\$13,000.00	\$13,000.00	\$0.00	
9	VICTOR VALLEY DOMESTIC VIOLENCE	160	VICTOR VALLEY DOMESTIC VIOLENCE, INC.	Completed	CDBG	\$10,000.00	\$10,000.00	\$0.00	
	Project Total					\$10,000.00	\$10,000.00	\$0.00	
10	SAN BERNARDINO SEXUAL ASSAULT SERVICES	154	SB COUNTY SEXUAL ASSAULT SERVICES HD	Completed	CDBG	\$4,000.00	\$4,000.00	\$0.00	
	Project Total					\$4,000.00	\$4,000.00	\$0.00	
11	PROACTIVE CODE ENFORCEMENT	149	PROACTIVE CODE ENFORCEMENT	Canceled	CDBG	\$0.00	\$0.00	\$0.00	
		150	PROACTIVE CODE ENFORCEMENT	Completed	CDBG	\$100,000.00	\$100,000.00	\$0.00	
	Project Total					\$100,000.00	\$100,000.00	\$0.00	
12	P.O.P CODE ENFORCEMENT	170	P.O.P. CODE ENFORCEMENT	Completed	CDBG	\$61,000.00	\$61,000.00	\$0.00	
	Project Total					\$61,000.00	\$61,000.00	\$0.00	
13	CIVIC CENTER PARK	159	CIVIC CENTER PARK RESTROOM/SHOWER FACILI	Completed	CDBG	\$250,000.00	\$250,000.00	\$0.00	
	Project Total					\$250,000.00	\$250,000.00	\$0.00	
14	JAMES WOODY PARK COMMUNITY CENTER	172	JAMES WOODY PARK IMPROVEMENTS	Completed	CDBG	\$100,000.00	\$100,000.00	\$0.00	
	Project Total					\$100,000.00	\$100,000.00	\$0.00	
15	CDBG PROGRAM ADMINISTRATION	155	CDBG PROGRAM ADMINISTRATION	Completed	CDBG	\$140,455.00	\$140,455.00	\$0.00	

U.S. Department of Housing and Urban Development
 Office of Community Planning and Development
 Integrated Disbursement and Information System
 List of Activities By Program Year And Project
 APPLE VALLEY,CA

Plan Year	IDIS Project	Project	IDIS Activity ID	Activity Name	Activity Status	Program	Funded Amount	Draw Amount	Balance
2005	15	CDBG PROGRAM ADMINISTRATION	156	CDBG ADMINISTRATION - MISCELLANEOUS	Completed	CDBG	\$1,815.00	\$1,815.00	\$0.00
		Project Total					\$142,270.00	\$142,270.00	\$0.00
	16	ASPHALT OVERLAY KIOWA ROAD FROM BEAR VALLEY TO SITTING BULL	158	ASPHALT OVERLAY	Completed	CDBG	\$177,348.20	\$177,348.20	\$0.00
		Project Total					\$177,348.20	\$177,348.20	\$0.00
	17	HOME PROGRAM ADMINISTRATION	165	AV HOME PROGRAM ADMINISTRATION	Completed	HOME	\$31,050.00	\$31,050.00	\$0.00
		Project Total					\$31,050.00	\$31,050.00	\$0.00
	18	APPLE VALLEY - DOWNPAYMENT ASSISTANCE PROGRAM (DAP)	168	C. QUANT	Completed	HOME	\$33,231.00	\$33,231.00	\$0.00
			193	R & A FALLAGO	Completed	HOME	\$44,202.00	\$44,202.00	\$0.00
			194	L.K. HAVENS	Completed	HOME	\$55,000.00	\$55,000.00	\$0.00
			195	J & M ADAMS	Completed	HOME	\$55,000.00	\$55,000.00	\$0.00
			196	T. & R. MCCULLY	Completed	HOME	\$55,000.00	\$55,000.00	\$0.00
			197	S. RICH	Completed	HOME	\$35,000.00	\$35,000.00	\$0.00
			225	LADAWN K. HAVENS	Canceled	HOME	\$0.00	\$0.00	\$0.00
			226	DOWNPAYMENT ASSISTANCE PROGRAM	Canceled	HOME	\$0.00	\$0.00	\$0.00
			227	PAUL AND ANGELA RUGGLES	Completed	HOME	\$2,219.45	\$2,219.45	\$0.00
		Project Total					\$279,652.45	\$279,652.45	\$0.00
	19	APPLE VALLEY - RESIDENTIAL REHABILITATION LOAN PROGRAM	169	AV RESIDENTIAL REHABILITATION LOAN PRGRM	Canceled	HOME	\$0.00	\$0.00	\$0.00
		Project Total					\$0.00	\$0.00	\$0.00
	20	CHDO FUNDS	187	Happy Trails Villas	Canceled	HOME	\$0.00	\$0.00	\$0.00
			238	HOUSING PARTNERS I	Canceled	HOME	\$0.00	\$0.00	\$0.00
			323	Happy Trails Villas 2	Canceled	HOME	\$0.00	\$0.00	\$0.00
			324	Happy Trails Villas	Completed	HOME	\$582,964.15	\$582,964.15	\$0.00
		Project Total					\$582,964.15	\$582,964.15	\$0.00
	21	VICTORVILLE - MORTGAGE ASSISTANCE PROGRAM (MAP)	166	VV MORTGAGE ASSISTANCE PROGRAM (MAP)	Completed	HOME	\$202,080.00	\$202,080.00	\$0.00
		Project Total					\$202,080.00	\$202,080.00	\$0.00
	22	VICTORVILLE - SENIOR HOME REPAIR PROGRAM (SHRP)	167	VV SENIOR HOME REPAIR PROGRAM (SHRP)	Completed	HOME	\$65,598.19	\$65,598.19	\$0.00
		Project Total					\$65,598.19	\$65,598.19	\$0.00
	23	VICTORVILLE HOME PROGRAM ADMINISTRATION	162	VICTORVILLE HOME PROGRAM ADMINISTRATION	Completed	HOME	\$234.84	\$234.84	\$0.00
		Project Total					\$234.84	\$234.84	\$0.00
		Program Total				CDBG	\$935,294.84	\$935,294.84	\$0.00
						HOME	\$1,161,579.63	\$1,161,579.63	\$0.00
		2005 Total					\$2,096,874.47	\$2,096,874.47	\$0.00
2006	1	HI DESERT MEALS ON WHEELS	183	HI DESERT MEALS ON WHEELS	Completed	CDBG	\$3,387.58	\$3,387.58	\$0.00
		Project Total					\$3,387.58	\$3,387.58	\$0.00

U.S. Department of Housing and Urban Development
 Office of Community Planning and Development
 Integrated Disbursement and Information System
 List of Activities By Program Year And Project
 APPLE VALLEY,CA

Plan Year	IDIS Project	Project	IDIS Activity ID	Activity Name	Activity Status	Program	Funded Amount	Draw Amount	Balance
2006	2	ASSISTANCE LEAGUE OF VICTOR VALLEY	182	OPERATION SCHOOL BELL	Completed	CDBG	\$9,000.00	\$9,000.00	\$0.00
		Project Total					\$9,000.00	\$9,000.00	\$0.00
	3	HIGH DESERT HOMELESS SERVICES	181	HOMELESS SERVICES	Completed	CDBG	\$15,000.00	\$15,000.00	\$0.00
		Project Total					\$15,000.00	\$15,000.00	\$0.00
	4	HIGH DESERT DOMESTIC VIOLENCE PROGRAM	179	HIGH DESERT DOMESTIC VIOLENCE PROGRAM, I	Completed	CDBG	\$10,404.17	\$10,404.17	\$0.00
		Project Total					\$10,404.17	\$10,404.17	\$0.00
	5	SAN BERNARDINO COUNTY LIBRARY	177	SAN BERNARDINO COUNTY LIBRARY	Completed	CDBG	\$4,500.00	\$4,500.00	\$0.00
		Project Total					\$4,500.00	\$4,500.00	\$0.00
	6	CATHOLIC CHARITIES OF SAN BERNARDINO/RIVERSIDE	175	CATHOLIC CHARITIES SAN BERNARDINO/RIVERS	Completed	CDBG	\$7,855.23	\$7,855.23	\$0.00
		Project Total					\$7,855.23	\$7,855.23	\$0.00
	7	VICTOR VALLEY DOMESTIC VIOLENCE	176	A BETTER WAY - VICTOR VALLEY DOMESTIC	Completed	CDBG	\$8,000.00	\$8,000.00	\$0.00
		Project Total					\$8,000.00	\$8,000.00	\$0.00
	8	INLAND MEDIATION AND FAIR HOUSING BOARD - FAIR HOUSING	173	LANDLORD-TENANT MEDIATION - IFHMB	Completed	CDBG	\$6,637.00	\$6,637.00	\$0.00
			174	FAIR HOUSING - IFHMB	Completed	CDBG	\$12,000.00	\$12,000.00	\$0.00
		Project Total					\$18,637.00	\$18,637.00	\$0.00
	10	SAN BERNARDINO SEXUAL ASSAULT SERVICES	178	SAN BERNARDINO COUNTY SEXUAL ASSAULT SER	Completed	CDBG	\$3,499.98	\$3,499.98	\$0.00
		Project Total					\$3,499.98	\$3,499.98	\$0.00
	11	MOJAVE DEAF SERVICES	184	INTERPRETER SERVICES FOR THE DEAF	Completed	CDBG	\$2,000.00	\$2,000.00	\$0.00
		Project Total					\$2,000.00	\$2,000.00	\$0.00
	12	ONE 2 ONE	180	STAR - ONE 2 ONE MENTORS, INC.	Completed	CDBG	\$5,000.00	\$5,000.00	\$0.00
		Project Total					\$5,000.00	\$5,000.00	\$0.00
	13	CIVIC CENTER NEIGHBORHOOD PARK	198	CIVIC CENTER PARK RECREATIONAL FACILITIE	Completed	CDBG	\$620,763.00	\$620,763.00	\$0.00
		Project Total					\$620,763.00	\$620,763.00	\$0.00
	14	CDBG PROGRAM ADMINISTRATION	185	CDBG PROGRAM ADMINISTRATION - SALARIES	Completed	CDBG	\$125,975.76	\$125,975.76	\$0.00
			186	CDBG PROGRAM ADMINISTRATION - MISCELLANE	Completed	CDBG	\$1,124.00	\$1,124.00	\$0.00
		Project Total					\$127,099.76	\$127,099.76	\$0.00
	15	HOME PROGRAM ADMINISTRATION	237	APPLE VALLEY HOME ADMINISTRATION	Completed	HOME	\$53,025.00	\$53,025.00	\$0.00
		Project Total					\$53,025.00	\$53,025.00	\$0.00
	16	APPLE VALLEY - DOWNPAYMENT ASSISTANCE PROGRAM (DAP)	243	DOWNPAYMENT ASSISTANCE PROGRAM	Completed	HOME	\$40,000.00	\$40,000.00	\$0.00
		Project Total					\$40,000.00	\$40,000.00	\$0.00
	17	APPLE VALLEY - RESIDENTIAL REHABILITATION LOAN PROGRAM RRLP	240	RESIDENTIAL REHABILITATION LOAN PROGRAM	Completed	HOME	\$198,240.00	\$198,240.00	\$0.00
		Project Total					\$198,240.00	\$198,240.00	\$0.00
	18	Apple Valley Happy Trails Villas/CHDO	188	HPI ACQUISITION 2	Canceled	HOME	\$0.00	\$0.00	\$0.00
			336	Apple Valley Happy Trails Villas	Canceled	HOME	\$0.00	\$0.00	\$0.00
		Project Total					\$0.00	\$0.00	\$0.00

U.S. Department of Housing and Urban Development
 Office of Community Planning and Development
 Integrated Disbursement and Information System
 List of Activities By Program Year And Project
 APPLE VALLEY,CA

Plan Year	IDIS Project	Project	IDIS Activity ID	Activity Name	Activity Status	Program	Funded Amount	Draw Amount	Balance
2006	19	VICTORVILLE - MORTGAGE ASSISTANCE PROGRAM (MAP)	241	VICTORVILLE MORTGAGE ASSISTANCE PROGRAM	Completed	HOME	\$216,132.76	\$216,132.76	\$0.00
		Project Total					\$216,132.76	\$216,132.76	\$0.00
	20	VICTORVILLE - SENIOR HOME REPAIR PROGRAM (SHRP)	236	SENIOR HOME REPAIR PROGRAM	Completed	HOME	\$30,562.24	\$30,562.24	\$0.00
		Project Total					\$30,562.24	\$30,562.24	\$0.00
	21	VICTORVILLE - HOME PROGRAM ADMINISTRATION	242	VICTORVILLE HOME ADMINISTRATION	Canceled	HOME	\$0.00	\$0.00	\$0.00
		Project Total					\$0.00	\$0.00	\$0.00
		Program Total				CDBG	\$835,146.72	\$835,146.72	\$0.00
						HOME	\$537,960.00	\$537,960.00	\$0.00
		2006 Total					\$1,373,106.72	\$1,373,106.72	\$0.00
2007	1	SAN BERNARDINO COUNTY LIBRARY LITERACY DAY	199	LITERACY PROGRAM	Completed	CDBG	\$5,000.00	\$5,000.00	\$0.00
		Project Total					\$5,000.00	\$5,000.00	\$0.00
	2	VICTOR VALLEY DOMESTIC VIOLENCE	200	VICTOR VALLEY DOMESTIC VIOLENCE	Completed	CDBG	\$10,000.00	\$10,000.00	\$0.00
		Project Total					\$10,000.00	\$10,000.00	\$0.00
	3	HI-DESERT MEALS ON WHEELS	201	HI-DESERT MEALS ON WHEELS	Canceled	CDBG	\$0.00	\$0.00	\$0.00
		Project Total					\$0.00	\$0.00	\$0.00
	4	HIGH DESERT HOMELESS SERVICES	202	HIGH DESERT HOMELESS SERVICES	Completed	CDBG	\$15,000.00	\$15,000.00	\$0.00
		Project Total					\$15,000.00	\$15,000.00	\$0.00
	5	HIGH DESERT DOMESTIC VIOLENCE	203	HIGH DESERT DOMESTIC VIOLENCE	Canceled	CDBG	\$0.00	\$0.00	\$0.00
			204	HIGH DESERT DOMESTIC VIOLENCE	Canceled	CDBG	\$0.00	\$0.00	\$0.00
			205	HIGH DESERT DOMESTIC VIOLENCE	Canceled	CDBG	\$0.00	\$0.00	\$0.00
			206	HIGH DESERT DOMESTIC VIOLENCE	Completed	CDBG	\$5,000.00	\$5,000.00	\$0.00
		Project Total					\$5,000.00	\$5,000.00	\$0.00
	6	ASSISTANCE LEAGUE OPERATION SCHOOL BELL	207	ASSISTANCE LEAGUE OF VICTOR VALLEY	Canceled	CDBG	\$0.00	\$0.00	\$0.00
			208	ASSISTANCE LEAGUE OPERATION SCHOOL BELL	Canceled	CDBG	\$0.00	\$0.00	\$0.00
			209	ASSISTANCE LEAGUE OPERATION SCHOOL BELL	Completed	CDBG	\$10,000.00	\$10,000.00	\$0.00
		Project Total					\$10,000.00	\$10,000.00	\$0.00
	7	INLAND FAIR HOUSING & MEDIATION BOARD FAIR HOUSING	210	FAIR HOUSING SERVICES	Completed	CDBG	\$11,985.20	\$11,985.20	\$0.00
		Project Total					\$11,985.20	\$11,985.20	\$0.00
	8	INLAND FAIR HOUSING & MEDIATION BOARD/LANDLORD TENANT	211	LANDLORD-TENANT MEDIATION	Completed	CDBG	\$5,996.18	\$5,996.18	\$0.00
		Project Total					\$5,996.18	\$5,996.18	\$0.00
	9	SAN BDNO CO. SEXUAL ASSAULT PROGRAM	212	SAN BDNO. CO. SEXUAL ASSAULT SERVICES	Completed	CDBG	\$4,000.00	\$4,000.00	\$0.00
		Project Total					\$4,000.00	\$4,000.00	\$0.00
	10	HIGH DESERT RESOURCE NETWORK MEMBERSHIP SCHOLARSHIP PRG.	213	HIGH DESERT RESOURCE NETWORK	Completed	CDBG	\$2,000.00	\$2,000.00	\$0.00

U.S. Department of Housing and Urban Development
 Office of Community Planning and Development
 Integrated Disbursement and Information System
 List of Activities By Program Year And Project
 APPLE VALLEY,CA

Plan Year	IDIS Project	Project	IDIS Activity ID	Activity Name	Activity Status	Program	Funded Amount	Draw Amount	Balance
2007	10	Project Total					\$2,000.00	\$2,000.00	\$0.00
	11	ONE 2 ONE MENTORS SUPPORTING TEENS AT RISK	214	ONE 2 ONE MENTORS S.T.A.R.	Completed	CDBG	\$5,000.00	\$5,000.00	\$0.00
		Project Total					\$5,000.00	\$5,000.00	\$0.00
	12	MOJAVE DEAF SERVICES SELF-ADVOCACY INDEPENDENT LIVING SKILLS	215	MOJAVE DEAF SERVICES	Completed	CDBG	\$5,000.00	\$5,000.00	\$0.00
		Project Total					\$5,000.00	\$5,000.00	\$0.00
	13	CATHOLIC CHARITIES/EMERGENCY RENTAL/MORTGAGE ASST. PROGRAM	216	CATHOLIC CHARITIES RENT/MORTGAGE ASST.	Completed	CDBG	\$7,989.90	\$7,989.90	\$0.00
		Project Total					\$7,989.90	\$7,989.90	\$0.00
	14	DAKOTA/ALTA DENA ROADS PAVING PROJECT	217	DAKOTA/ALTADENA ROADS PAVING PROJECT	Completed	CDBG	\$465,834.52	\$465,834.52	\$0.00
		Project Total					\$465,834.52	\$465,834.52	\$0.00
	15	CDBG ADMINISTRATION	218	0	Canceled	CDBG	\$0.00	\$0.00	\$0.00
			219	CDBG ADMINISTRATION	Canceled	CDBG	\$0.00	\$0.00	\$0.00
			220	CDBG ADMINISTRATION	Canceled	CDBG	\$0.00	\$0.00	\$0.00
			223	CDBG ADMINISTRATION	Completed	CDBG	\$129,431.00	\$129,431.00	\$0.00
		Project Total					\$129,431.00	\$129,431.00	\$0.00
	16	HOME ADMINISTRATION	221	HOME ADMINISTRATION	Completed	HOME	\$53,100.00	\$53,100.00	\$0.00
			224	HOME ADMINISTRATION	Canceled	CDBG	\$0.00	\$0.00	\$0.00
		Project Total					\$53,100.00	\$53,100.00	\$0.00
	17	DOWNPAYMENT ASSISTANCE PROGRAM (DAP)	222	DOWNPAYMENT ASSISTANCE PROGRAM (DAP)	Canceled	HOME	\$0.00	\$0.00	\$0.00
			234	DOWNPAYMENT ASSISTANCE PROGRAM (AV)	Completed	HOME	\$201,875.60	\$201,875.60	\$0.00
		Project Total					\$201,875.60	\$201,875.60	\$0.00
	18	CHDO FUNDS	229	HPI ACQUISITION 3	Canceled	HOME	\$0.00	\$0.00	\$0.00
			235	HPI ACQUISITION II	Canceled	HOME	\$0.00	\$0.00	\$0.00
		Project Total					\$0.00	\$0.00	\$0.00
	19	VICTORVILLE HOME ADMINISTRATION	230	VICTORVILLE HOME ADMINISTRATION	Completed	HOME	\$21,900.00	\$21,900.00	\$0.00
		Project Total					\$21,900.00	\$21,900.00	\$0.00
	22	VICTORVILLE SENIOR HOME REPAIR PROGRAM	231	VICTORVILLE SENIOR HOME REPAIR PROGRAM	Canceled	CDBG	\$0.00	\$0.00	\$0.00
			232	VICTORVILLE SENIOR HOME REPAIR PROGRAM	Completed	HOME	\$268,376.00	\$268,376.00	\$0.00
		Project Total					\$268,376.00	\$268,376.00	\$0.00
	25	DOWNPAYMENT ASSISTANCE PROGRAM DAP (AV)	233	DOWNPAYMENT ASSISTANCE PROGRAM	Canceled	CDBG	\$0.00	\$0.00	\$0.00
		Project Total					\$0.00	\$0.00	\$0.00
	27	AMERICAN DREAM DOWNPAYMENT INITIATIVE (ADDI)	239	ADDI	Completed	HOME	\$9,903.00	\$9,903.00	\$0.00
		Project Total					\$9,903.00	\$9,903.00	\$0.00
	28	Apple Valley Happy Trails Villas/CHDO Funds	327	CHDO Activity	Canceled	HOME	\$0.00	\$0.00	\$0.00
			337	Apple Valley Happy Trails Villas	Canceled	HOME	\$0.00	\$0.00	\$0.00

U.S. Department of Housing and Urban Development
 Office of Community Planning and Development
 Integrated Disbursement and Information System
 List of Activities By Program Year And Project
 APPLE VALLEY,CA

Plan Year	IDIS Project	Project	IDIS Activity ID	Activity Name	Activity Status	Program	Funded Amount	Draw Amount	Balance
2007	28	Project Total					\$0.00	\$0.00	\$0.00
		Program Total				CDBG	\$682,236.80	\$682,236.80	\$0.00
						HOME	\$555,154.60	\$555,154.60	\$0.00
		2007 Total					\$1,237,391.40	\$1,237,391.40	\$0.00
2008	1	SAN BERNARDINO COUNTY LIBRARY LITERACY DAY	244	SAN BDNO. CO. LIBRARY LITERACY PROGRAM	Completed	CDBG	\$5,000.00	\$5,000.00	\$0.00
		Project Total					\$5,000.00	\$5,000.00	\$0.00
	2	VICTOR VALLEY DOMESTIC VIOLENCE	245	VICTOR VALLEY DOMESTIC VIOLENCE	Completed	CDBG	\$10,000.00	\$10,000.00	\$0.00
		Project Total					\$10,000.00	\$10,000.00	\$0.00
	3	ASSISTANCE LEAGUE/OPERATION SCHOOL BELL	246	ASSISTANCE LEAGUE/OPERATION SCHOOL BELL	Completed	CDBG	\$10,000.00	\$10,000.00	\$0.00
		Project Total					\$10,000.00	\$10,000.00	\$0.00
	4	SAN BERNARDINO SEXUAL ASSAULT SERVICES	247	SAN BERNARDINO SEXUAL ASSAULT SERVICES	Completed	CDBG	\$6,000.00	\$6,000.00	\$0.00
		Project Total					\$6,000.00	\$6,000.00	\$0.00
	5	HIGH DESERT HOMELESS SERVICES	248	HIGH DESERT HOMELESS SERVICES	Completed	CDBG	\$15,000.00	\$15,000.00	\$0.00
		Project Total					\$15,000.00	\$15,000.00	\$0.00
	6	IFHMB FAIR HOUSING SERVICES	249	IFHMB - FAIR HOUSING SERVICES	Completed	CDBG	\$17,431.00	\$17,431.00	\$0.00
		Project Total					\$17,431.00	\$17,431.00	\$0.00
	7	IFHMB - LANDLORD TENANT MEDIATION	250	IFHMB - LANDLORD TENANT MEDIATION	Completed	CDBG	\$10,336.00	\$10,336.00	\$0.00
			251	ONE 2 ONE MENTORS S.T.A.R.	Completed	CDBG	\$5,000.00	\$5,000.00	\$0.00
		Project Total					\$15,336.00	\$15,336.00	\$0.00
	9	ST. JOHN OF GOD HEALTHCARE SERVICES	252	ST. JOHN OF GOD HEALTHCARE SERVICES	Completed	CDBG	\$4,600.00	\$4,600.00	\$0.00
		Project Total					\$4,600.00	\$4,600.00	\$0.00
	10	MOSES HOUSE MINISTRIES	253	MOSES HOUSE MINISTRIES	Completed	CDBG	\$4,753.00	\$4,753.00	\$0.00
		Project Total					\$4,753.00	\$4,753.00	\$0.00
	11	MOJAVE DEAF SERVICES	254	MOJAVE DEAF SERVICES	Completed	CDBG	\$2,722.83	\$2,722.83	\$0.00
		Project Total					\$2,722.83	\$2,722.83	\$0.00
	12	CDBG ADMINISTRATION	255	CDBG ADMINISTRATION	Completed	CDBG	\$84,874.19	\$84,874.19	\$0.00
		Project Total					\$84,874.19	\$84,874.19	\$0.00
	13	RRLP PROGRAM ADMINISTRATION	256	RRLP PROGRAM ADMINISTRATION	Completed	CDBG	\$30,000.00	\$30,000.00	\$0.00
		Project Total					\$30,000.00	\$30,000.00	\$0.00
	14	HOME ADMINISTRATION	257	AV HOME ADMINISTRATION	Completed	HOME	\$40,640.60	\$40,640.60	\$0.00
		Project Total					\$40,640.60	\$40,640.60	\$0.00
	15	APPLE VALLEY RESIDENTIAL REHABILITATION LOAN PROGRAM	258	RESIDENTIAL REHABILITATION LOAN PROGRAM	Completed	CDBG	\$380,023.00	\$380,023.00	\$0.00
		Project Total					\$380,023.00	\$380,023.00	\$0.00
	16	SENIOR NEW CONSTRUCTION RENTAL PROJECT (CHDO)	259	SENIOR NEW CONST. RENTAL PROJECT (CHDO)	Canceled	HOME	\$0.00	\$0.00	\$0.00
		Project Total					\$0.00	\$0.00	\$0.00

U.S. Department of Housing and Urban Development
 Office of Community Planning and Development
 Integrated Disbursement and Information System
 List of Activities By Program Year And Project
 APPLE VALLEY,CA

Plan Year	IDIS Project	Project	IDIS Activity ID	Activity Name	Activity Status	Program	Funded Amount	Draw Amount	Balance
2008	17	VICTORVILLE HOME ADMINISTRATION	260	VICTORVILLE HOME ADMINISTRATION	Completed	HOME	\$21,911.00	\$21,911.00	\$0.00
		Project Total					\$21,911.00	\$21,911.00	\$0.00
	18	CITY OF VICTORVILLE SENIOR HOME REPAIR PROGRAM	261	VICTORVILLE SENIOR HOME REPAIR PROGRAM	Completed	HOME	\$201,667.00	\$201,667.00	\$0.00
		Project Total					\$201,667.00	\$201,667.00	\$0.00
	19	CITY OF VICTORVILLE OWNER OCCUPIED REHABILITATION	262	VICTORVILLE OWNER OCCUPIED REHAB	Canceled	HOME	\$0.00	\$0.00	\$0.00
			358	Martinez, Linda	Canceled	HOME	\$0.00	\$0.00	\$0.00
			359	Davis, M.	Canceled	HOME	\$0.00	\$0.00	\$0.00
			360	Straub, Elizabeth	Canceled	HOME	\$0.00	\$0.00	\$0.00
			475	Vasquez, Brenda	Canceled	HOME	\$0.00	\$0.00	\$0.00
		Project Total					\$0.00	\$0.00	\$0.00
	20	CITY OF VICTORVILLE MORTGAGE ASSISTANCE PROGRAM	263	VICTORVILLE MORTGAGE ASSISTANCE PROGRAM	Completed	HOME	\$60,000.00	\$60,000.00	\$0.00
		Project Total					\$60,000.00	\$60,000.00	\$0.00
	21	Apple Valley Happy Trails Villas/CHDO FUNDS	264	CHDO FUNDS/HOUSING PARTNERS I	Canceled	HOME	\$0.00	\$0.00	\$0.00
			338	Apple Valley Happy Trails Villas	Canceled	HOME	\$0.00	\$0.00	\$0.00
		Project Total					\$0.00	\$0.00	\$0.00
	22	APPLE VALLEY HOME ADDI	265	DOWNPAYMENT ASSISTANCE PROGRAM (ADDI)	Canceled	HOME	\$0.00	\$0.00	\$0.00
			385	DOWNPAYMENT ASSISTANCE PROGRAM (ADDI)	Completed	HOME	\$4,001.00	\$4,001.00	\$0.00
		Project Total					\$4,001.00	\$4,001.00	\$0.00
	23	CHDO Funds	328	CHDO Activity	Canceled	HOME	\$0.00	\$0.00	\$0.00
		Project Total					\$0.00	\$0.00	\$0.00
		Program Total				CDBG	\$585,740.02	\$585,740.02	\$0.00
						HOME	\$328,219.60	\$328,219.60	\$0.00
		2008 Total					\$913,959.62	\$913,959.62	\$0.00
2009	1	HOME	267	Victorville HOME Administration	Completed	HOME	\$20,320.00	\$20,320.00	\$0.00
			268	Victorville Senior HOME Repair Program	Canceled	HOME	\$0.00	\$0.00	\$0.00
			269	Victorville Owner Occupied Rehabilitation	Canceled	HOME	\$0.00	\$0.00	\$0.00
			270	Victorville Mortgage Assistance Program	Canceled	HOME	\$0.00	\$0.00	\$0.00
			271	Victorville Acquisiton Rehab and Resale	Canceled	HOME	\$0.00	\$0.00	\$0.00
			272	Apple Valley CHDO/Senior New Construction	Canceled	HOME	\$0.00	\$0.00	\$0.00
			273	Apple Valley Residential Rehabilitation Loan Program	Canceled	HOME	\$0.00	\$0.00	\$0.00
			274	Apple Valley HOME Administration	Completed	HOME	\$49,233.70	\$49,233.70	\$0.00
			330	Conroy, J.	Completed	HOME	\$12,058.54	\$12,058.54	\$0.00
			352	RRLP	Completed	HOME	\$22,148.46	\$22,148.46	\$0.00
			417	Jose and Dometilia Otero	Completed	CDBG	\$9,623.22	\$9,623.22	\$0.00
						HOME	\$11,671.96	\$11,671.96	\$0.00
		Project Total					\$125,055.88	\$125,055.88	\$0.00

U.S. Department of Housing and Urban Development
 Office of Community Planning and Development
 Integrated Disbursement and Information System
 List of Activities By Program Year And Project
 APPLE VALLEY,CA

Plan Year	IDIS Project	Project	IDIS Activity ID	Activity Name	Activity Status	Program	Funded Amount	Draw Amount	Balance			
2009	2	CDBG	275	CDBG Administration	Completed	CDBG	\$116,527.97	\$116,527.97	\$0.00			
			276	Moses House Ministries	Completed	CDBG	\$3,944.46	\$3,944.46	\$0.00			
			277	One 2 One Mentors	Completed	CDBG	\$3,944.46	\$3,944.46	\$0.00			
			278	Apple Valley Christian Care Center	Completed	CDBG	\$5,424.78	\$5,424.78	\$0.00			
			279	Assistance League/Operation School Bell	Completed	CDBG	\$7,888.92	\$7,888.92	\$0.00			
			280	Landlord Tenant Mediation	Completed	CDBG	\$8,180.02	\$8,180.02	\$0.00			
			281	Fair Housing	Completed	CDBG	\$13,680.97	\$13,680.97	\$0.00			
			282	High Desert Homeless Services	Completed	CDBG	\$7,888.92	\$7,888.92	\$0.00			
			283	Catholic Charities	Completed	CDBG	\$12,727.06	\$12,727.06	\$0.00			
			284	Apple Valley Police Activities League	Completed	CDBG	\$7,888.92	\$7,888.92	\$0.00			
			285	San Bernardino County Library	Completed	CDBG	\$3,944.46	\$3,944.46	\$0.00			
			286	San Bernardino County Sexual Assault Services	Completed	CDBG	\$4,733.35	\$4,733.35	\$0.00			
			287	St. John of God Healthcare Services	Completed	CDBG	\$3,944.46	\$3,944.46	\$0.00			
			288	Victor Valley Domestic Violence	Completed	CDBG	\$11,833.38	\$11,833.38	\$0.00			
			289	Apple Valley Residential Rehabilitation Loan Program	Canceled	CDBG	\$0.00	\$0.00	\$0.00			
			290	James Woody Community Center	Completed	CDBG	\$21,000.00	\$21,000.00	\$0.00			
			291	Mendel Park Shade Structure	Completed	CDBG	\$29,656.13	\$29,656.13	\$0.00			
			292	Corwin Park Shade Structure	Completed	CDBG	\$29,877.61	\$29,877.61	\$0.00			
			293	Thunderbird Park Shade Structure Replacement	Completed	CDBG	\$30,000.00	\$30,000.00	\$0.00			
			294	Village Neighborhood Improvement Project	Completed	CDBG	\$207,247.00	\$207,247.00	\$0.00			
			Project Total							\$530,332.87	\$530,332.87	\$0.00
			3	3	Apple Valley CDBG Residential Rehabilitaion Loan Program	298	22020 Nisqually #75	Canceled	CDBG	\$0.00	\$0.00	\$0.00
						299	Thompson, George and Rhona	Completed	CDBG	\$22,426.16	\$22,426.16	\$0.00
						300	Haaser, Kim	Completed	CDBG	\$21,026.83	\$21,026.83	\$0.00
						301	Clinedinst, Dale and Marie	Completed	CDBG	\$9,918.66	\$9,918.66	\$0.00
						302	Davie, Harold	Completed	CDBG	\$20,507.66	\$20,507.66	\$0.00
						331	Conroy, J.	Completed	CDBG	\$10,697.79	\$10,697.79	\$0.00
						332	Miller, M.	Completed	CDBG	\$6,788.00	\$6,788.00	\$0.00
						344	Spohr Walter	Completed	CDBG	\$12,626.47	\$12,626.47	\$0.00
345	Porter, Cynthia	Completed				CDBG	\$3,713.42	\$3,713.42	\$0.00			
347	Thomas, Geraldine	Completed				CDBG	\$6,441.70	\$6,441.70	\$0.00			
411	Turner, William and Sue	Completed				CDBG	\$11,108.57	\$11,108.57	\$0.00			
412	Clearwater, Linda	Completed	CDBG	\$20,607.46	\$20,607.46	\$0.00						
Project Total							\$145,862.72	\$145,862.72	\$0.00			
4	4	Apple Valley HOME Residential Rehabilitation Loan Program	303	Crider, Freda	Completed	HOME	\$14,076.08	\$14,076.08	\$0.00			
			333	Miller, M.	Completed	HOME	\$9,847.58	\$9,847.58	\$0.00			
			334	RRLP	Completed	HOME	\$22,394.16	\$22,394.16	\$0.00			
			335	RRLP	Completed	HOME	\$19,923.41	\$19,923.41	\$0.00			
			346	Porter, Cynthia	Completed	HOME	\$18,745.54	\$18,745.54	\$0.00			

U.S. Department of Housing and Urban Development
 Office of Community Planning and Development
 Integrated Disbursement and Information System
 List of Activities By Program Year And Project
 APPLE VALLEY,CA

Plan Year	IDIS Project	Project	IDIS Activity ID	Activity Name	Activity Status	Program	Funded Amount	Draw Amount	Balance			
2009	4	Apple Valley HOME Residential Rehabilitation Loan Program	348	Azzari, Kathy	Completed	CDBG	\$21,380.46	\$21,380.46	\$0.00			
			349	Stevens, Fred and Tracey	Completed	CDBG	\$21,113.42	\$21,113.42	\$0.00			
			350	Collins, Gary and Kari	Completed	CDBG	\$20,727.42	\$20,727.42	\$0.00			
			351	Lambert, Terry	Completed	HOME	\$21,715.42	\$21,715.42	\$0.00			
			388	Munger	Completed	HOME	\$16,914.92	\$16,914.92	\$0.00			
			389	Choy	Completed	HOME	\$21,918.96	\$21,918.96	\$0.00			
			390	Ferrante	Completed	HOME	\$21,445.96	\$21,445.96	\$0.00			
		Project Total					\$230,203.33	\$230,203.33	\$0.00			
		5	Victorville Senior Home Repair Program	362	Victorville SHRP	Completed	HOME	\$8,856.00	\$8,856.00	\$0.00		
	363			Victorville SHRP	Completed	HOME	\$12,075.00	\$12,075.00	\$0.00			
	364			Victorville SHRP	Completed	HOME	\$10,243.00	\$10,243.00	\$0.00			
	365			Victorville SHRP	Completed	HOME	\$10,235.00	\$10,235.00	\$0.00			
	366			Victorville SHRP	Completed	HOME	\$11,425.00	\$11,425.00	\$0.00			
	367			Victorville SHRP	Completed	HOME	\$11,054.00	\$11,054.00	\$0.00			
	368			Victorville SHRP	Completed	HOME	\$10,358.00	\$10,358.00	\$0.00			
	369			Victorville SHRP	Completed	HOME	\$9,070.00	\$9,070.00	\$0.00			
	370			Victorville SHRP	Completed	HOME	\$4,444.13	\$4,444.13	\$0.00			
	371			Victorville SHRP	Completed	HOME	\$9,158.00	\$9,158.00	\$0.00			
	372			Victorville SHRP	Completed	HOME	\$10,475.00	\$10,475.00	\$0.00			
	373			Victorville SHRP	Completed	HOME	\$10,500.00	\$10,500.00	\$0.00			
	374			Victorville SHRP	Completed	HOME	\$12,775.00	\$12,775.00	\$0.00			
	375			Victorville SHRP	Completed	HOME	\$5,827.44	\$5,827.44	\$0.00			
	376			Victorville SHRP	Completed	HOME	\$10,380.00	\$10,380.00	\$0.00			
	378			Victorville SHRP	Completed	HOME	\$10,000.00	\$10,000.00	\$0.00			
	379			Victorville SHRP	Completed	HOME	\$12,485.00	\$12,485.00	\$0.00			
	380			Victorville SHRP	Completed	HOME	\$11,625.00	\$11,625.00	\$0.00			
	381			Victorville SHRP	Completed	HOME	\$9,955.00	\$9,955.00	\$0.00			
	382			Victorville SHRP	Completed	HOME	\$12,090.00	\$12,090.00	\$0.00			
	383			Victorville SHRP	Completed	HOME	\$10,000.00	\$10,000.00	\$0.00			
	384			Victorville SHRP	Completed	HOME	\$6,727.43	\$6,727.43	\$0.00			
				Project Total					\$219,758.00	\$219,758.00	\$0.00	
				6	Victorville Owner-occupied Rehabilitation	361	Victorville OOR	Canceled	HOME	\$0.00	\$0.00	\$0.00
	377					Victorville SHRP	Completed	HOME	\$11,004.00	\$11,004.00	\$0.00	
	455					Vasquez, Brenda	Completed	HOME	\$23,399.11	\$23,399.11	\$0.00	
				Project Total					\$34,403.11	\$34,403.11	\$0.00	
				7	Victorville Mortgage Assistance Program	325	Sharon Waddell	Completed	HOME	\$20,000.00	\$20,000.00	\$0.00
	326	Brandi Barahona	Completed			HOME	\$20,000.00	\$20,000.00	\$0.00			
		Project Total					\$40,000.00	\$40,000.00	\$0.00			
		8	Victorville Acquisition, Rehab, Resale	386	Victorville Acquisition, Rehab, Resale	Completed	HOME	\$88,241.09	\$88,241.09	\$0.00		

U.S. Department of Housing and Urban Development
 Office of Community Planning and Development
 Integrated Disbursement and Information System
 List of Activities By Program Year And Project
 APPLE VALLEY,CA

Plan Year	IDIS Project	Project	IDIS Activity ID	Activity Name	Activity Status	Program	Funded Amount	Draw Amount	Balance
2009	8	Victorville Acquisition, Rehab, Resale	732	Victorville Acquisition, Rehab, Resale, Ironstone	Completed	HOME	\$2,029.14	\$2,029.14	\$0.00
		Project Total					\$90,270.23	\$90,270.23	\$0.00
	10	Apple Valley Happy Trails Villas/CHDO Funds	329	CHDO Activity	Canceled	HOME	\$0.00	\$0.00	\$0.00
			339	Apple Valley Happy Trails Villas	Canceled	HOME	\$0.00	\$0.00	\$0.00
			340	Apple Valley Happy Trails Villas/HOME Funds	Canceled	HOME	\$0.00	\$0.00	\$0.00
		Project Total					\$0.00	\$0.00	\$0.00
		Program Total				CDBG	\$749,040.11	\$749,040.11	\$0.00
						HOME	\$666,846.03	\$666,846.03	\$0.00
		2009 Total					\$1,415,886.14	\$1,415,886.14	\$0.00
2010	1	HOME	304	Apple Valley HOME Administration	Completed	HOME	\$48,753.10	\$48,753.10	\$0.00
			305	Victorville HOME Administration	Completed	HOME	\$20,243.00	\$20,243.00	\$0.00
			321	Apple Valley HOME Administration	Canceled	HOME	\$0.00	\$0.00	\$0.00
			322	City of Victorville CHDO Project	Canceled	HOME	\$0.00	\$0.00	\$0.00
			423	Devine, Bobby	Completed	HOME	\$21,442.96	\$21,442.96	\$0.00
		Project Total					\$90,439.06	\$90,439.06	\$0.00
	2	CDBG	306	Apple Valley CDBG Administration	Completed	CDBG	\$109,543.29	\$109,543.29	\$0.00
			307	High Desert Homeless Services	Completed	CDBG	\$15,508.30	\$15,508.30	\$0.00
			308	Victor Valley Domestic Violence	Completed	CDBG	\$12,008.30	\$12,008.30	\$0.00
			309	Assistance League of Victor Valley	Completed	CDBG	\$8,008.30	\$8,008.30	\$0.00
			310	Apple Valley Police Activities League	Completed	CDBG	\$15,008.30	\$15,008.30	\$0.00
			311	Apple Valley Christian Centers	Completed	CDBG	\$8,008.30	\$8,008.30	\$0.00
			312	Catholic Chairities	Completed	CDBG	\$7,008.30	\$7,008.30	\$0.00
			313	Moses House Ministries	Completed	CDBG	\$4,008.30	\$4,008.30	\$0.00
			314	One 2 One Mentors	Completed	CDBG	\$4,008.30	\$4,008.30	\$0.00
			315	IFHMB/Fair Housing	Completed	CDBG	\$13,032.42	\$13,032.42	\$0.00
			316	IFHMB Landlord/Tenant Mediation	Completed	CDBG	\$8,008.30	\$8,008.30	\$0.00
			317	San Bernardino County Library Adult Literary Services	Completed	CDBG	\$4,008.30	\$4,008.30	\$0.00
			318	Victor Valley Community Hospital	Canceled	CDBG	\$0.00	\$0.00	\$0.00
			319	Apple Valley Village Neighborhood Road Improvement Project	Canceled	CDBG	\$0.00	\$0.00	\$0.00
			320	James Woody Community Park Ball Field Dugout Renovation	Completed	CDBG	\$95,284.54	\$95,284.54	\$0.00
			420	Joseph and Jessica Hernandez	Completed	CDBG	\$18,962.54	\$18,962.54	\$0.00
		Project Total					\$322,405.79	\$322,405.79	\$0.00
	3	Apple Valley CDBG Residential Rehabilaion Loan Program	397	Khawaldeh, Shelia	Completed	CDBG	\$4,438.96	\$4,438.96	\$0.00
			415	Robbins, Ellis and Roberta	Completed	CDBG	\$21,085.92	\$21,085.92	\$0.00
			416	Claudette Santoo	Completed	CDBG	\$21,877.96	\$21,877.96	\$0.00
			418	Garrison, B.	Completed	CDBG	\$20,954.96	\$20,954.96	\$0.00
			419	Tanya Sartain	Completed	CDBG	\$21,644.46	\$21,644.46	\$0.00

U.S. Department of Housing and Urban Development
 Office of Community Planning and Development
 Integrated Disbursement and Information System
 List of Activities By Program Year And Project
 APPLE VALLEY,CA

Plan Year	IDIS Project	Project	IDIS Activity ID	Activity Name	Activity Status	Program	Funded Amount	Draw Amount	Balance
2010	3	Apple Valley CDBG Residential Rehabilitaion Loan Program	422	Bathurst, David & Jill	Completed	CDBG	\$21,777.92	\$21,777.92	\$0.00
			474	Varga, Ilona	Completed	CDBG	\$7,710.59	\$7,710.59	\$0.00
			477	Frankenstein, Marva	Completed	CDBG	\$22,120.23	\$22,120.23	\$0.00
			480	Taylor, Steven	Completed	CDBG	\$23,201.86	\$23,201.86	\$0.00
			485	Hernandez, Catalina	Completed	CDBG	\$23,085.16	\$23,085.16	\$0.00
			514	Palmore, Mary	Completed	CDBG	\$26,177.78	\$26,177.78	\$0.00
			Project Total				\$214,075.80	\$214,075.80	\$0.00
	4	Apple Valley HOME Residential Rehabilitation Loan Program	387	AV HOME RRLP	Completed	HOME	\$21,810.42	\$21,810.42	\$0.00
			391	AV HOME RRLP	Completed	HOME	\$21,244.59	\$21,244.59	\$0.00
			392	Szabo	Completed	HOME	\$22,348.96	\$22,348.96	\$0.00
			393	Mitchell, Connie	Completed	HOME	\$23,740.84	\$23,740.84	\$0.00
			394	AV HOME RRLP	Canceled	HOME	\$0.00	\$0.00	\$0.00
			395	Khawaldeh S.	Canceled	CDBG	\$0.00	\$0.00	\$0.00
						HOME	\$0.00	\$0.00	\$0.00
			421	Preston, Paul	Completed	HOME	\$21,853.96	\$21,853.96	\$0.00
			424	Ponder, Rhonda	Completed	HOME	\$22,291.46	\$22,291.46	\$0.00
			431	Humbert, Cindy	Canceled	HOME	\$0.00	\$0.00	\$0.00
			482	Altman, Richard and Denise	Completed	HOME	\$24,137.78	\$24,137.78	\$0.00
			Project Total				\$157,428.01	\$157,428.01	\$0.00
	5	Victorville Senior Home Repair Program	433	Estella Baker	Completed	HOME	\$9,800.00	\$9,800.00	\$0.00
			434	Collins, Dorothy	Completed	HOME	\$10,950.00	\$10,950.00	\$0.00
			435	Giboney, Norman Brenda	Completed	HOME	\$7,530.00	\$7,530.00	\$0.00
			436	Haynes, Donna	Completed	HOME	\$9,643.00	\$9,643.00	\$0.00
			437	Horn, Gayle	Completed	HOME	\$10,440.00	\$10,440.00	\$0.00
			438	Jones, Robert and Lynell	Completed	HOME	\$2,412.57	\$2,412.57	\$0.00
			439	Leos, Jesus and Celia	Completed	HOME	\$10,000.00	\$10,000.00	\$0.00
			440	Long, Virginia	Completed	HOME	\$10,000.00	\$10,000.00	\$0.00
			441	Long, Virginia 2	Canceled	HOME	\$0.00	\$0.00	\$0.00
			442	Pena, Ralph and Guadalupe	Completed	HOME	\$9,975.00	\$9,975.00	\$0.00
			443	Pickwith, Mary	Completed	HOME	\$9,195.00	\$9,195.00	\$0.00
			444	Poplin, Reba	Completed	HOME	\$9,510.00	\$9,510.00	\$0.00
			445	Southard, David and Rita	Completed	HOME	\$11,440.00	\$11,440.00	\$0.00
			446	Taime, Mixdalia	Completed	HOME	\$9,917.00	\$9,917.00	\$0.00
447			Florence, Thomas	Completed	HOME	\$9,954.00	\$9,954.00	\$0.00	
448			Tolbert, Betty	Completed	HOME	\$10,135.00	\$10,135.00	\$0.00	
449	Townsend, James and Lois	Completed	HOME	\$12,680.00	\$12,680.00	\$0.00			
450	Villalobos, Davida and Victor	Completed	HOME	\$5,750.00	\$5,750.00	\$0.00			
451	Batten, Darroll and Lisa	Completed	HOME	\$10,199.43	\$10,199.43	\$0.00			
452	Hernandez, Isaac and Beatriz	Completed	HOME	\$10,279.00	\$10,279.00	\$0.00			

U.S. Department of Housing and Urban Development
 Office of Community Planning and Development
 Integrated Disbursement and Information System
 List of Activities By Program Year And Project
 APPLE VALLEY,CA

Plan Year	IDIS Project	Project	IDIS Activity ID	Activity Name	Activity Status	Program	Funded Amount	Draw Amount	Balance
2010	5	Victorville Senior Home Repair Program	453	Usselton, Linda	Completed	HOME	\$10,190.00	\$10,190.00	\$0.00
			454	Wills, Rose Marie	Completed	HOME	\$10,000.00	\$10,000.00	\$0.00
			Project Total				\$200,000.00	\$200,000.00	\$0.00
	6	Victorville Mortgage Assistance Program	341	Robert Cotton	Completed	HOME	\$4,236.46	\$4,236.46	\$0.00
			342	Nieve Reyes	Completed	HOME	\$7,553.30	\$7,553.30	\$0.00
			343	Jessica Cortez	Completed	HOME	\$5,370.09	\$5,370.09	\$0.00
			353	Victorville MAP	Completed	HOME	\$15,699.00	\$15,699.00	\$0.00
			354	Victorville MAP	Completed	HOME	\$15,348.00	\$15,348.00	\$0.00
			355	Victorville MAP	Completed	HOME	\$5,341.43	\$5,341.43	\$0.00
			356	Victorville MAP	Completed	HOME	\$7,340.72	\$7,340.72	\$0.00
			357	Victorville MAP	Canceled	HOME	\$0.00	\$0.00	\$0.00
			Project Total				\$60,889.00	\$60,889.00	\$0.00
	7	CHDO Funds	429	2010 avhtv chdo	Canceled	HOME	\$0.00	\$0.00	\$0.00
			542	13199 andrea dr, vv - acq-rehab	Canceled	HOME	\$0.00	\$0.00	\$0.00
			543	Victorville CHDO NPHS acq/rehab	Completed	HOME	\$195,645.03	\$195,645.03	\$0.00
			Project Total				\$195,645.03	\$195,645.03	\$0.00
		Program Total				CDBG	\$536,481.59	\$536,481.59	\$0.00
						HOME	\$704,401.10	\$704,401.10	\$0.00
		2010 Total					\$1,240,882.69	\$1,240,882.69	\$0.00
	2011	1	CDBG	398	High Desert Homeless Services	Completed	CDBG	\$10,716.00	\$10,716.00
399				St. John of God Healthcare Services	Completed	CDBG	\$6,429.00	\$6,429.00	\$0.00
400				Apple Valley Police Activities League	Completed	CDBG	\$16,074.00	\$16,074.00	\$0.00
401				Catholic Charities	Completed	CDBG	\$10,716.00	\$10,716.00	\$0.00
402				Assistance League of Victor Valley	Completed	CDBG	\$10,716.00	\$10,716.00	\$0.00
403				Fair Housing	Completed	CDBG	\$11,788.00	\$11,788.00	\$0.00
404				Landlord/Tenant Mediation	Completed	CDBG	\$7,500.00	\$7,500.00	\$0.00
405				SB County Library Adult Literacy Services	Completed	CDBG	\$4,287.00	\$4,287.00	\$0.00
406				VV Community Services Council/Senior Needs	Completed	CDBG	\$8,037.00	\$8,037.00	\$0.00
407				CDBG Administration	Completed	CDBG	\$99,619.13	\$99,619.13	\$0.00
408				Civic Center Park Amenity Project	Completed	CDBG	\$76,286.00	\$76,286.00	\$0.00
409		James Woody Park Security Enhancement Project	Canceled	CDBG	\$0.00	\$0.00	\$0.00		
410		Village Neighborhood Improvement Project	Completed	CDBG	\$172,530.00	\$172,530.00	\$0.00		
			Project Total				\$434,698.13	\$434,698.13	\$0.00
3		HOME 2011	413	Apple Valley HOME Program Administration	Completed	HOME	\$42,889.00	\$42,889.00	\$0.00
			414	Victorville HOME Program Administration	Completed	HOME	\$17,794.40	\$17,794.40	\$0.00
		Project Total				\$60,683.40	\$60,683.40	\$0.00	
4	2011 Apple Valley Residential Rehabilitation Loan Program	425	Martinez, Apolonia	Completed	HOME	\$20,962.00	\$20,962.00	\$0.00	
		426	Maciel, Harry and Ruth	Completed	HOME	\$24,742.31	\$24,742.31	\$0.00	

U.S. Department of Housing and Urban Development
 Office of Community Planning and Development
 Integrated Disbursement and Information System
 List of Activities By Program Year And Project
 APPLE VALLEY,CA

Plan Year	IDIS Project	Project	IDIS Activity ID	Activity Name	Activity Status	Program	Funded Amount	Draw Amount	Balance	
2011	4	2011 Apple Valley Residential Rehabilitation Loan Program	427	Altman, Richard	Canceled	HOME	\$0.00	\$0.00	\$0.00	
			428	Johnson	Canceled	HOME	\$0.00	\$0.00	\$0.00	
			432	Casperson, Debi	Canceled	HOME	\$0.00	\$0.00	\$0.00	
			473	Casperson, Debi	Completed	HOME	\$24,509.34	\$24,509.34	\$0.00	
			479	Humbert, Cindy	Completed	HOME	\$24,593.62	\$24,593.62	\$0.00	
			481	Cupp, Lindsay	Completed	HOME	\$22,566.60	\$22,566.60	\$0.00	
			483	Tellez, Peter and Lucy	Completed	HOME	\$23,314.45	\$23,314.45	\$0.00	
			484	Johnson/Saputo	Completed	HOME	\$25,621.38	\$25,621.38	\$0.00	
			Project Total					\$166,309.70	\$166,309.70	\$0.00
		6	2011 Victorville Senior Home Repair Program (SHRP)	503	Jiminez, Awilda	Completed	HOME	\$11,681.58	\$11,681.58	\$0.00
	504			Moore, Carlotta	Completed	HOME	\$10,361.20	\$10,361.20	\$0.00	
	505			Lease, Carol	Completed	HOME	\$10,825.00	\$10,825.00	\$0.00	
	506			Placet, Donald	Canceled	HOME	\$0.00	\$0.00	\$0.00	
	507			Esqueda, Enrique	Completed	HOME	\$11,349.65	\$11,349.65	\$0.00	
	508			Winters, James	Canceled	HOME	\$0.00	\$0.00	\$0.00	
	509			Brumett, John	Completed	HOME	\$10,796.62	\$10,796.62	\$0.00	
	510			Ackley, Kathleen	Completed	HOME	\$11,241.67	\$11,241.67	\$0.00	
	511			Hinds, Marcella	Canceled	HOME	\$0.00	\$0.00	\$0.00	
	512			Meggs, Myrtle	Canceled	HOME	\$0.00	\$0.00	\$0.00	
	513			Perry, Norene	Completed	HOME	\$14,269.74	\$14,269.74	\$0.00	
	515			Jacobson, Eugene/Sharon	Canceled	CDBG	\$0.00	\$0.00	\$0.00	
	516			Jacobson, Eugene/Sharon	Completed	HOME	\$12,701.44	\$12,701.44	\$0.00	
	517			Padilla, Dennis/Anita	Completed	HOME	\$6,239.44	\$6,239.44	\$0.00	
	518			Lejk, Sharon	Completed	HOME	\$11,338.40	\$11,338.40	\$0.00	
	519			Cummings, Kenneth/Ann	Completed	HOME	\$12,031.64	\$12,031.64	\$0.00	
	520			Edstrom, Ardeth	Completed	HOME	\$9,545.70	\$9,545.70	\$0.00	
	521			Cisneros, Anthony/Cynthia	Completed	HOME	\$10,108.05	\$10,108.05	\$0.00	
552	Cuellar, Mary			Completed	HOME	\$11,242.89	\$11,242.89	\$0.00		
553	Lasswell, Beverly			Completed	HOME	\$11,543.08	\$11,543.08	\$0.00		
554	Lewis, Betty	Completed	HOME	\$9,913.66	\$9,913.66	\$0.00				
576	Anderson, Roy	Completed	HOME	\$11,466.06	\$11,466.06	\$0.00				
577	Foster, Daniel	Completed	HOME	\$7,055.78	\$7,055.78	\$0.00				
579	Marks, Nancy	Canceled	HOME	\$0.00	\$0.00	\$0.00				
580	Smith, Celia	Canceled	HOME	\$0.00	\$0.00	\$0.00				
		Project Total					\$193,711.60	\$193,711.60	\$0.00	
	8	2011 Apple Valley Happy Trails Villas Down Payment Assistance	492	Von Stockhausen	Completed	HOME	\$4,875.00	\$4,875.00	\$0.00	
502			James, Steven	Completed	HOME	\$13,075.00	\$13,075.00	\$0.00		
549			Godfrey, K, Lewis B	Completed	HOME	\$2,875.00	\$2,875.00	\$0.00		
		Project Total					\$20,825.00	\$20,825.00	\$0.00	

U.S. Department of Housing and Urban Development
 Office of Community Planning and Development
 Integrated Disbursement and Information System
 List of Activities By Program Year And Project
 APPLE VALLEY,CA

Plan Year	IDIS Project	Project	IDIS Activity ID	Activity Name	Activity Status	Program	Funded Amount	Draw Amount	Balance
2011	14	Apple Valley Happy Trails Villas/CHDO Funds	430	2010 avhtv chdo	Canceled	HOME	\$0.00	\$0.00	\$0.00
		Project Total					\$0.00	\$0.00	\$0.00
		Program Total				CDBG	\$434,698.13	\$434,698.13	\$0.00
						HOME	\$441,529.70	\$441,529.70	\$0.00
		2011 Total					\$876,227.83	\$876,227.83	\$0.00
2012	1	CDBG Planning and Administration	456	CDBG AV Program Administration	Completed	CDBG	\$110,771.47	\$110,771.47	\$0.00
		Project Total					\$110,771.47	\$110,771.47	\$0.00
	2	CDBG Public Service Projects	457	High Desert Homeless Services, Inc	Completed	CDBG	\$14,716.00	\$14,716.00	\$0.00
			458	Catholic Charities-Emergency Rental/Mortgage Assistance Program	Completed	CDBG	\$10,716.00	\$10,716.00	\$0.00
			459	Assistance League of Victor Valley	Completed	CDBG	\$14,716.00	\$14,716.00	\$0.00
			460	Inland Fair Housing & Mediation Board- Fair Housing	Completed	CDBG	\$13,033.00	\$13,033.00	\$0.00
			461	Inland Fair Housing & Mediation Board- Landlord/Tenant Mediation	Completed	CDBG	\$8,008.00	\$8,008.00	\$0.00
			462	Feed My Sheep Ministries	Completed	CDBG	\$8,000.00	\$8,000.00	\$0.00
			463	S B County Library- Adult Literacy Services	Completed	CDBG	\$5,000.00	\$5,000.00	\$0.00
			464	Victor Valley Community Services Council- Senior Needs Program	Completed	CDBG	\$13,011.00	\$13,011.00	\$0.00
			478	test	Canceled	CDBG	\$0.00	\$0.00	\$0.00
		Project Total					\$87,200.00	\$87,200.00	\$0.00
	3	CDBG Capital Improvement Projects	465	Thunderbird Park Improvements	Completed	CDBG	\$53,995.73	\$53,995.73	\$0.00
			466	Village Neighborhood Street Improvements	Completed	CDBG	\$139,520.00	\$139,520.00	\$0.00
		Project Total					\$193,515.73	\$193,515.73	\$0.00
	4	AV CDBG Residential Rehabilitation Loan Program- RRLP	467	enter first Project name in this activity	Canceled	CDBG	\$0.00	\$0.00	\$0.00
			488	Windsor, Florae	Completed	CDBG	\$25,239.45	\$25,239.45	\$0.00
			491	Larsen, Steven and Dorothy	Completed	CDBG	\$23,464.81	\$23,464.81	\$0.00
			545	Wilson, J/E	Completed	CDBG	\$24,183.49	\$24,183.49	\$0.00
			583	Arellano, A/ Edwards, M	Completed	CDBG	\$19,269.20	\$19,269.20	\$0.00
		Project Total					\$92,156.95	\$92,156.95	\$0.00
	5	CDBG Rehabilitation Admin 14H	468	Rehab Administration 14H	Completed	CDBG	\$84,348.00	\$84,348.00	\$0.00
		Project Total					\$84,348.00	\$84,348.00	\$0.00
	6	AV HOME Consortium Administration	469	Apple Valley HOME Administration	Completed	HOME	\$35,669.00	\$35,669.00	\$0.00
			470	Victorville HOME Administration	Completed	HOME	\$15,689.80	\$15,689.80	\$0.00
		Project Total					\$51,358.80	\$51,358.80	\$0.00
	7	AV HOME Residential Rehabilitation Loan Program- RRLP	486	Macaulay, Mary Ann	Completed	HOME	\$24,015.49	\$24,015.49	\$0.00
			487	Owens, Sean	Completed	HOME	\$21,578.65	\$21,578.65	\$0.00
			489	Schweer, Jeffrey	Completed	HOME	\$25,802.90	\$25,802.90	\$0.00
			490	Burch, Coy	Completed	HOME	\$22,726.40	\$22,726.40	\$0.00
			493	McClelland	Completed	HOME	\$23,049.00	\$23,049.00	\$0.00

U.S. Department of Housing and Urban Development
 Office of Community Planning and Development
 Integrated Disbursement and Information System
 List of Activities By Program Year And Project
 APPLE VALLEY,CA

Plan Year	IDIS Project	Project	IDIS Activity ID	Activity Name	Activity Status	Program	Funded Amount	Draw Amount	Balance			
2012	7	AV HOME Residential Rehabilitation Loan Program- RRLP	494	Castaneda	Canceled	HOME	\$0.00	\$0.00	\$0.00			
			495	Slater, Rosemarie	Completed	HOME	\$23,918.28	\$23,918.28	\$0.00			
			496	Greve, Melinda	Completed	HOME	\$12,856.77	\$12,856.77	\$0.00			
			497	Gebhart	Canceled	HOME	\$0.00	\$0.00	\$0.00			
			498	Miller, Rolanda	Canceled	HOME	\$0.00	\$0.00	\$0.00			
			499	Chacon, R&R	Completed	CDBG	\$24,253.06	\$24,253.06	\$0.00			
						HOME	\$0.00	\$0.00	\$0.00			
			500	Lucas	Completed	HOME	\$23,383.65	\$23,383.65	\$0.00			
			501	Stoudt, B	Completed	HOME	\$23,578.51	\$23,578.51	\$0.00			
			544	Castaneda	Completed	HOME	\$25,268.46	\$25,268.46	\$0.00			
			571	Underwood, Oliver	Completed	HOME	\$23,567.87	\$23,567.87	\$0.00			
			Project Total							\$273,999.04	\$273,999.04	\$0.00
			8	VV HOME Senior Home Repair- SHRP	476	smith sample	Canceled	HOME	\$0.00	\$0.00	\$0.00	
					578	Garcia, Francisco	Completed	HOME	\$13,787.90	\$13,787.90	\$0.00	
	581	Soderlind, Dawn			Completed	HOME	\$11,409.00	\$11,409.00	\$0.00			
	630	Chester, C			Completed	HOME	\$11,371.74	\$11,371.74	\$0.00			
	653	Cogdill, Michele			Completed	HOME	\$8,166.72	\$8,166.72	\$0.00			
	654	Zavala, A			Completed	HOME	\$10,707.62	\$10,707.62	\$0.00			
	Project Total							\$55,442.98	\$55,442.98	\$0.00		
	10	VV HOME Mortgage Assistance Program- MAP	550	Benfield, Patricia	Completed	HOME	\$3,806.45	\$3,806.45	\$0.00			
			551	Cardenas, Richard	Completed	HOME	\$4,181.35	\$4,181.35	\$0.00			
			632	Bejarano, C	Completed	HOME	\$24,900.00	\$24,900.00	\$0.00			
	Project Total							\$32,887.80	\$32,887.80	\$0.00		
	11	AV HOME Consortium CHDO	472	Victorville CHDO	Canceled	HOME	\$0.00	\$0.00	\$0.00			
			Project Total							\$0.00	\$0.00	\$0.00
	Program Total						CDBG	\$592,245.21	\$592,245.21	\$0.00		
							HOME	\$389,435.56	\$389,435.56	\$0.00		
2012 Total							\$981,680.77	\$981,680.77	\$0.00			
2013	2	CDBG Planning and Administration	522	CDBG AV Program Administration	Completed	CDBG	\$98,709.22	\$98,709.22	\$0.00			
			Project Total							\$98,709.22	\$98,709.22	\$0.00
	3	CDBG Public Service Projects	523	High Desert Homeless Services, Inc	Completed	CDBG	\$15,491.50	\$15,491.50	\$0.00			
			524	Apple Valley Police Activities League	Completed	CDBG	\$10,000.00	\$10,000.00	\$0.00			
			525	Assistance League of Victor Valley	Completed	CDBG	\$15,502.00	\$15,502.00	\$0.00			
			526	Inland Fair Housing & Mediation Board- Fair Housing Services	Completed	CDBG	\$13,000.00	\$13,000.00	\$0.00			
			527	Church for Whosoever- Literacy Program	Completed	CDBG	\$5,034.94	\$5,034.94	\$0.00			
			528	Feed My Sheep Ministries	Completed	CDBG	\$4,357.00	\$4,357.00	\$0.00			
			529	S B County Library- Adult Literacy Services	Completed	CDBG	\$5,167.00	\$5,167.00	\$0.00			

U.S. Department of Housing and Urban Development
 Office of Community Planning and Development
 Integrated Disbursement and Information System
 List of Activities By Program Year And Project
 APPLE VALLEY,CA

Plan Year	IDIS Project	Project	IDIS Activity ID	Activity Name	Activity Status	Program	Funded Amount	Draw Amount	Balance
2013	3	CDBG Public Service Projects	530	Victor Valley Community Services Council- Senior Needs Program	Completed	CDBG	\$10,123.73	\$10,123.73	\$0.00
		Project Total					\$78,676.17	\$78,676.17	\$0.00
	4	CDBG Capital Improvement Projects	531	James Woody Park Picnic Structures	Open	CDBG	\$150,000.00	\$124,973.55	\$25,026.45
			532	AV Golf Course Accessibility Improvements	Completed	CDBG	\$25,000.00	\$25,000.00	\$0.00
			533	AV Bus Stops Accessibility Improvements	Completed	CDBG	\$19,818.00	\$19,818.00	\$0.00
		Project Total					\$194,818.00	\$169,791.55	\$25,026.45
	5	AV CDBG Residential Rehabilitation Loan Program- RRLP	538	RRLP loans cdbg 2013	Canceled	CDBG	\$0.00	\$0.00	\$0.00
			582	Swanson, Alice	Completed	CDBG	\$31,821.32	\$31,821.32	\$0.00
			634	Gomez,G/Quiroz,I	Completed	CDBG	\$16,499.62	\$16,499.62	\$0.00
			635	Bowers, D	Completed	CDBG	\$19,036.09	\$19,036.09	\$0.00
			636	Pierce, H	Completed	CDBG	\$22,648.50	\$22,648.50	\$0.00
			638	Sender, J	Completed	CDBG	\$18,027.03	\$18,027.03	\$0.00
			640	Poutsma, D	Completed	CDBG	\$21,736.79	\$21,736.79	\$0.00
			710	Chapman, T	Completed	CDBG	\$10,964.60	\$10,964.60	\$0.00
		Project Total					\$140,733.95	\$140,733.95	\$0.00
	6	CDBG Rehabilitation Admin 14H	537	AV Rehab Admin 14H, 2013	Completed	CDBG	\$103,071.00	\$103,071.00	\$0.00
		Project Total					\$103,071.00	\$103,071.00	\$0.00
	7	AV HOME Consortium Administration	534	AV HOME Administration	Completed	HOME	\$33,332.00	\$33,332.00	\$0.00
			535	VV HOME Administration	Completed	HOME	\$14,975.20	\$14,975.20	\$0.00
			540	AV HOME Administration 2013	Canceled	HOME	\$0.00	\$0.00	\$0.00
			541	Victorville HOME Administration 2013	Canceled	HOME	\$0.00	\$0.00	\$0.00
		Project Total					\$48,307.20	\$48,307.20	\$0.00
	8	AV HOME Residential Rehabilitation Loan Program- RRLP	546	Welte, P&J	Completed	HOME	\$22,042.77	\$22,042.77	\$0.00
			547	Platter, S	Completed	HOME	\$23,365.31	\$23,365.31	\$0.00
			572	Melie, Kenneth/Antoinette	Completed	HOME	\$22,463.10	\$22,463.10	\$0.00
			573	Meldrum, Phyllis	Completed	HOME	\$21,167.80	\$21,167.80	\$0.00
			574	Romero, Fermin/Tina	Canceled	HOME	\$0.00	\$0.00	\$0.00
			575	Boldt, James/Lynn	Canceled	HOME	\$0.00	\$0.00	\$0.00
			593	Farrell, P	Completed	HOME	\$20,953.22	\$20,953.22	\$0.00
			594	Rice, C	Canceled	HOME	\$0.00	\$0.00	\$0.00
			595	Rittgers, D	Completed	HOME	\$21,532.62	\$21,532.62	\$0.00
			637	Levinson, N	Completed	HOME	\$10,094.69	\$10,094.69	\$0.00
			651	Keith, M/J	Completed	HOME	\$23,549.52	\$23,549.52	\$0.00
		Project Total					\$165,169.03	\$165,169.03	\$0.00
	9	VV HOME Senior Home Repair- SHRP	645	Lindblom, Nels	Completed	HOME	\$14,871.76	\$14,871.76	\$0.00
		Project Total					\$14,871.76	\$14,871.76	\$0.00
	11	AV Manufactured Home Repair Program (MHRP)	539	AV MHRP CDBG 2013	Canceled	CDBG	\$0.00	\$0.00	\$0.00

U.S. Department of Housing and Urban Development
 Office of Community Planning and Development
 Integrated Disbursement and Information System
 List of Activities By Program Year And Project
 APPLE VALLEY,CA

Plan Year	IDIS Project	Project	IDIS Activity ID	Activity Name	Activity Status	Program	Funded Amount	Draw Amount	Balance	
2013	11	AV Manufactured Home Repair Program (MHRP)	584	Boggs, S & L	Completed	CDBG	\$11,516.00	\$11,516.00	\$0.00	
			585	Mariscal, D	Completed	CDBG	\$13,268.54	\$13,268.54	\$0.00	
			586	Grote, D	Completed	CDBG	\$13,364.49	\$13,364.49	\$0.00	
			587	Mestaz, M	Completed	CDBG	\$11,626.27	\$11,626.27	\$0.00	
			588	Macy, F&V	Completed	CDBG	\$12,528.50	\$12,528.50	\$0.00	
			589	Evans, T/J	Completed	CDBG	\$16,678.30	\$16,678.30	\$0.00	
			591	Erleben, J	Completed	CDBG	\$10,251.90	\$10,251.90	\$0.00	
			592	Llamas, C	Completed	CDBG	\$10,947.09	\$10,947.09	\$0.00	
			601	Doll, S	Completed	CDBG	\$6,854.06	\$6,854.06	\$0.00	
			633	Tucky, L	Completed	CDBG	\$13,358.43	\$13,358.43	\$0.00	
	Project Total							\$120,393.58	\$120,393.58	\$0.00
	12	Microenterprise Business Assistance Program	536	Small Business Assistance Program	Canceled	CDBG	\$0.00	\$0.00	\$0.00	
			604	micro ent business assistance	Completed	CDBG	\$13,063.83	\$13,063.83	\$0.00	
			Project Total							\$13,063.83
	Program Total						CDBG	\$749,465.75	\$724,439.30	\$25,026.45
						HOME	\$228,347.99	\$228,347.99	\$0.00	
2013 Total							\$977,813.74	\$952,787.29	\$25,026.45	
2014	1	2014-1 Administration	555	AV CDBG Administration	Completed	CDBG	\$106,211.00	\$106,211.00	\$0.00	
			556	AV Rehab Administration 14H	Completed	CDBG	\$71,157.00	\$71,157.00	\$0.00	
			557	AV HOME Administration	Completed	CDBG	\$0.00	\$0.00	\$0.00	
						HOME	\$35,578.00	\$35,578.00	\$0.00	
			558	VV HOME Administration	Completed	CDBG	\$0.00	\$0.00	\$0.00	
							HOME	\$16,361.00	\$16,361.00	\$0.00
	Project Total							\$229,307.00	\$229,307.00	\$0.00
	2	2014-2 CDBG Public Service Projects	559	SB County Library Adult Literacy Program	Completed	CDBG	\$4,588.00	\$4,588.00	\$0.00	
			560	High Desert Homeless Services Shelter	Completed	CDBG	\$14,680.00	\$14,680.00	\$0.00	
			561	Assistance League of Victor Valley	Completed	CDBG	\$11,010.00	\$11,010.00	\$0.00	
			562	Feed My Sheep	Completed	CDBG	\$2,400.00	\$2,400.00	\$0.00	
			563	Family Assistance Program Transitional Housing	Completed	CDBG	\$5,211.84	\$5,211.84	\$0.00	
			564	Victor Valley Domestic Violence Shelter	Completed	CDBG	\$9,175.00	\$9,175.00	\$0.00	
			565	Inland Fair Housing and Mediation Board Fair Housing Services	Completed	CDBG	\$11,010.00	\$11,010.00	\$0.00	
			566	Moses House Ministries	Completed	CDBG	\$6,423.00	\$6,423.00	\$0.00	
			567	VV Community Services Council	Completed	CDBG	\$9,175.00	\$9,175.00	\$0.00	
			568	Church for Whosoever	Completed	CDBG	\$3,010.21	\$3,010.21	\$0.00	
	Project Total							\$76,683.05	\$76,683.05	\$0.00
3	2014-3 CDBG Capital Improvements	569	AV PAL Youth Facility Improvements	Completed	CDBG	\$9,225.00	\$9,225.00	\$0.00		
		570	Bus Stop Accessibility Improvements	Completed	CDBG	\$22,000.00	\$22,000.00	\$0.00		

U.S. Department of Housing and Urban Development
 Office of Community Planning and Development
 Integrated Disbursement and Information System
 List of Activities By Program Year And Project
 APPLE VALLEY,CA

Plan Year	IDIS Project	Project	IDIS Activity ID	Activity Name	Activity Status	Program	Funded Amount	Draw Amount	Balance
2014	3	Project Total					\$31,225.00	\$31,225.00	\$0.00
	4	2014-4 AV CDBG Residential Rehabilitation Loan Program- RRLP	590	Keliii/Williams	Completed	CDBG	\$13,852.83	\$13,852.83	\$0.00
			607	Bloss, T	Canceled	CDBG	\$0.00	\$0.00	\$0.00
			608	Collins, T/V	Canceled	CDBG	\$0.00	\$0.00	\$0.00
			628	Mendoza, G/E	Completed	CDBG	\$22,108.93	\$22,108.93	\$0.00
			644	Jackson, C	Completed	CDBG	\$23,896.90	\$23,896.90	\$0.00
			646	Mercado, A	Completed	CDBG	\$23,587.79	\$23,587.79	\$0.00
			647	Chavez, R/M	Completed	CDBG	\$17,067.69	\$17,067.69	\$0.00
			648	McConahy, D	Completed	CDBG	\$11,828.75	\$11,828.75	\$0.00
			649	Lohman, M	Completed	CDBG	\$12,372.72	\$12,372.72	\$0.00
			672	Mckenzie, J	Completed	CDBG	\$12,646.16	\$12,646.16	\$0.00
			673	Hunt, T	Completed	CDBG	\$12,203.52	\$12,203.52	\$0.00
			696	Wallace, Laraine	Completed	CDBG	\$17,441.64	\$17,441.64	\$0.00
			712	Albrick, M/Meeks, J	Completed	CDBG	\$8,796.92	\$8,796.92	\$0.00
			713	Etter,R/Dwiers,L	Completed	CDBG	\$11,826.11	\$11,826.11	\$0.00
			714	Heredia, G/E	Completed	CDBG	\$22,432.76	\$22,432.76	\$0.00
			715	Jones, D	Completed	CDBG	\$14,180.29	\$14,180.29	\$0.00
			717	Rottman-Allen, C	Completed	CDBG	\$11,403.37	\$11,403.37	\$0.00
			718	Anderson, P	Completed	CDBG	\$29,981.91	\$29,981.91	\$0.00
			724	Gift, R/D	Completed	CDBG	\$12,187.53	\$12,187.53	\$0.00
			736	Myrick, S	Completed	CDBG	\$11,604.83	\$11,604.83	\$0.00
			737	Thomason, D	Completed	CDBG	\$8,946.97	\$8,946.97	\$0.00
			738	Frazier, T	Completed	CDBG	\$12,326.43	\$12,326.43	\$0.00
			778	Crockett, K	Open	CDBG	\$11,000.00	\$10,664.43	\$335.57
			781	Higgins, S	Completed	CDBG	\$17,017.11	\$17,017.11	\$0.00
		Project Total					\$338,711.16	\$338,375.59	\$335.57
	5	2014-5 AV CDBG Manufactured Home Repair Program- MHRP	629	Wall, M	Completed	CDBG	\$11,391.68	\$11,391.68	\$0.00
		Project Total					\$11,391.68	\$11,391.68	\$0.00
	6	2014-6 AV HOME Residential Rehabilitation Loan Program- RRLP	596	Chavez, C	Canceled	HOME	\$0.00	\$0.00	\$0.00
			597	Pierson, C	Canceled	HOME	\$0.00	\$0.00	\$0.00
			598	Levinson, N	Canceled	HOME	\$0.00	\$0.00	\$0.00
			599	Blake, J/E	Canceled	HOME	\$0.00	\$0.00	\$0.00
			600	Cabral, J	Completed	HOME	\$21,695.45	\$21,695.45	\$0.00
			602	Pierce, H	Canceled	HOME	\$0.00	\$0.00	\$0.00
			603	Guardado, D/y	Canceled	HOME	\$0.00	\$0.00	\$0.00
			605	Frizell, K	Completed	HOME	\$23,188.67	\$23,188.67	\$0.00
			606	McNamara, J	Canceled	HOME	\$0.00	\$0.00	\$0.00
			641	Norman, M	Completed	HOME	\$22,569.17	\$22,569.17	\$0.00

U.S. Department of Housing and Urban Development
 Office of Community Planning and Development
 Integrated Disbursement and Information System
 List of Activities By Program Year And Project
 APPLE VALLEY,CA

Plan Year	IDIS Project	Project	IDIS Activity ID	Activity Name	Activity Status	Program	Funded Amount	Draw Amount	Balance	
2014	6	2014-6 AV HOME Residential Rehabilitation Loan Program- RRLP	642	McDonald, B	Completed	HOME	\$22,390.80	\$22,390.80	\$0.00	
			643	Annese, M	Completed	HOME	\$23,437.97	\$23,437.97	\$0.00	
			652	Mosley, James	Completed	HOME	\$21,861.10	\$21,861.10	\$0.00	
			708	Stine, E/L	Completed	HOME	\$17,806.18	\$17,806.18	\$0.00	
			716	Tonyan, Josh	Completed	HOME	\$17,701.35	\$17,701.35	\$0.00	
			720	DeLaRosa, S	Open	HOME	\$26,700.00	\$26,690.67	\$9.33	
			Project Total				\$197,350.69	\$197,341.36	\$9.33	
		7	2014-7 VV HOME Senior Home Repair Program- SHRP	655	Beard, D/M	Completed	HOME	\$14,538.00	\$14,538.00	\$0.00
	656			Cardenas, Elias/Josefina	Completed	HOME	\$14,902.54	\$14,902.54	\$0.00	
	657			Haugen, P	Completed	HOME	\$15,475.28	\$15,475.28	\$0.00	
	658			Johnson, C	Completed	HOME	\$16,266.44	\$16,266.44	\$0.00	
	659			Lane, G/E	Completed	HOME	\$13,083.74	\$13,083.74	\$0.00	
	660			Loring, K	Completed	HOME	\$15,554.36	\$15,554.36	\$0.00	
	661			Martinez, L	Completed	HOME	\$16,178.23	\$16,178.23	\$0.00	
	662			Mejia, F	Completed	HOME	\$11,282.24	\$11,282.24	\$0.00	
	663			Mellon, E	Completed	HOME	\$9,874.53	\$9,874.53	\$0.00	
	664			Negrete, G	Completed	HOME	\$13,606.80	\$13,606.80	\$0.00	
	665			Smith, C	Completed	HOME	\$12,978.81	\$12,978.81	\$0.00	
	666			Smith, M	Completed	HOME	\$8,798.27	\$8,798.27	\$0.00	
	667			Soria, D/R	Completed	HOME	\$11,150.73	\$11,150.73	\$0.00	
	668			Trujillo, G/A	Completed	HOME	\$14,531.16	\$14,531.16	\$0.00	
	669			Valliant, M	Completed	HOME	\$12,828.26	\$12,828.26	\$0.00	
	670	Wheeler, S	Completed	HOME	\$18,418.32	\$18,418.32	\$0.00			
	671	Williams, M	Completed	HOME	\$15,360.73	\$15,360.73	\$0.00			
			Project Total				\$234,828.44	\$234,828.44	\$0.00	
			Program Total			CDBG	\$635,378.89	\$635,043.32	\$335.57	
						HOME	\$484,118.13	\$484,108.80	\$9.33	
		2014 Total				\$1,119,497.02	\$1,119,152.12	\$344.90		
2015	1	2015-1 Administration	609	AV CDBG Administration	Completed	CDBG	\$112,892.00	\$112,892.00	\$0.00	
			610	AV Rehab Administration 14H	Completed	CDBG	\$80,000.00	\$80,000.00	\$0.00	
			611	AV HOME Administration	Completed	HOME	\$34,860.00	\$34,860.00	\$0.00	
			612	VV HOME Administration	Completed	HOME	\$15,298.00	\$15,298.00	\$0.00	
			Project Total				\$243,050.00	\$243,050.00	\$0.00	
	2	2015-2 CDBG Public Service Projects	613	AV PAL	Completed	CDBG	\$10,000.00	\$10,000.00	\$0.00	
			614	Assistance League of VV	Completed	CDBG	\$10,000.00	\$10,000.00	\$0.00	
			615	High Desert Homeless	Completed	CDBG	\$10,000.00	\$10,000.00	\$0.00	
			616	Family Assistance Program	Completed	CDBG	\$5,000.00	\$5,000.00	\$0.00	
			617	IFHMB- Fair Housing	Completed	CDBG	\$10,000.00	\$10,000.00	\$0.00	

U.S. Department of Housing and Urban Development
 Office of Community Planning and Development
 Integrated Disbursement and Information System
 List of Activities By Program Year And Project
 APPLE VALLEY,CA

Plan Year	IDIS Project	Project	IDIS Activity ID	Activity Name	Activity Status	Program	Funded Amount	Draw Amount	Balance
2015	2	2015-2 CDBG Public Service Projects	618	St John of God	Canceled	CDBG	\$0.00	\$0.00	\$0.00
			619	VV Community Services Council	Completed	CDBG	\$10,000.00	\$10,000.00	\$0.00
			620	VV Domestic Violence	Completed	CDBG	\$7,500.00	\$7,500.00	\$0.00
			621	Moses House Ministries	Completed	CDBG	\$6,000.00	\$6,000.00	\$0.00
			622	Church for Whosoever	Completed	CDBG	\$3,622.94	\$3,622.94	\$0.00
			623	SB County Library	Completed	CDBG	\$5,169.00	\$5,169.00	\$0.00
			Project Total				\$77,291.94	\$77,291.94	\$0.00
	3	2015-3 Capital Improvements	624	James Woody Park- walks and amenities	Open	CDBG	\$65,000.00	\$52,835.84	\$12,164.16
			625	Mendel Park- BB Court/ Exercise Equipment	Completed	CDBG	\$30,000.00	\$30,000.00	\$0.00
			627	Hwy 18 Bus Stop Accessibility Imps, Albertsons to Dale Evans	Completed	CDBG	\$25,943.85	\$25,943.85	\$0.00
			Project Total				\$120,943.85	\$108,779.69	\$12,164.16
	4	2015-4 AV CDBG Residential Rehabilitation Loan Program- RRLP	674	Dehority, M	Completed	CDBG	\$12,313.23	\$12,313.23	\$0.00
			675	Nethaway, P	Completed	CDBG	\$11,794.50	\$11,794.50	\$0.00
			676	Rubio, F	Completed	CDBG	\$12,253.06	\$12,253.06	\$0.00
			709	Lively, G/J	Completed	CDBG	\$29,239.96	\$29,239.96	\$0.00
			711	Pizarro, R/K	Completed	CDBG	\$15,292.92	\$15,292.92	\$0.00
			719	Seney, W	Completed	CDBG	\$21,424.44	\$21,424.44	\$0.00
			783	Price, M	Completed	CDBG	\$21,639.01	\$21,639.01	\$0.00
			785	Martin, V & K	Open	CDBG	\$26,078.69	\$26,078.69	\$0.00
			786	Ocnoff, D.	Open	CDBG	\$10,703.01	\$10,703.01	\$0.00
			Project Total				\$160,738.82	\$160,738.82	\$0.00
	5	2015-5 AV HOME Residential Rehabilitation Loan Program- RRLP	639	Chavez, R/M	Canceled	HOME	\$0.00	\$0.00	\$0.00
			695	Williams, G/M	Completed	HOME	\$22,123.58	\$22,123.58	\$0.00
			721	Avila, M	Completed	HOME	\$22,045.18	\$22,045.18	\$0.00
			773	Santiago, A/R	Open	HOME	\$22,000.00	\$21,845.02	\$154.98
			Project Total				\$66,168.76	\$66,013.78	\$154.98
	6	2015-6 VV HOME Senior Home Repair Program-SHRP	697	Anderson, R	Canceled	HOME	\$0.00	\$0.00	\$0.00
698			Brown, C	Completed	HOME	\$8,662.16	\$8,662.16	\$0.00	
699			Cavalier, C	Completed	HOME	\$12,603.18	\$12,603.18	\$0.00	
700			Kraft, D/G	Completed	HOME	\$15,324.62	\$15,324.62	\$0.00	
701			Leff, D	Completed	HOME	\$15,060.20	\$15,060.20	\$0.00	
702			Mazziotti, R/R	Completed	HOME	\$14,207.88	\$14,207.88	\$0.00	
703			McFarland, J	Completed	HOME	\$15,001.79	\$15,001.79	\$0.00	
704			Murph, J/P	Completed	HOME	\$13,419.62	\$13,419.62	\$0.00	
705			Perry, T/R	Completed	HOME	\$19,905.51	\$19,905.51	\$0.00	
706			Stark, R/P	Completed	HOME	\$13,040.67	\$13,040.67	\$0.00	
707			Walker, C	Completed	HOME	\$15,123.58	\$15,123.58	\$0.00	
725	Cardenas, E/J	Canceled	HOME	\$0.00	\$0.00	\$0.00			

U.S. Department of Housing and Urban Development
 Office of Community Planning and Development
 Integrated Disbursement and Information System
 List of Activities By Program Year And Project
 APPLE VALLEY,CA

Plan Year	IDIS Project	Project	IDIS Activity ID	Activity Name	Activity Status	Program	Funded Amount	Draw Amount	Balance	
2015	6	2015-6 VV HOME Senior Home Repair Program-SHRP	726	Duarte, A	Completed	HOME	\$16,244.58	\$16,244.58	\$0.00	
			727	Emrick, W	Completed	HOME	\$16,403.26	\$16,403.26	\$0.00	
			728	Erickson, M	Completed	HOME	\$16,346.79	\$16,346.79	\$0.00	
			729	Herber, V	Completed	HOME	\$19,287.68	\$19,287.68	\$0.00	
			730	Perez, F	Completed	HOME	\$15,821.65	\$15,821.65	\$0.00	
			731	Zepeda, G	Completed	HOME	\$14,168.20	\$14,168.20	\$0.00	
			Project Total							\$240,621.37
	8	2015-8 AV HOME CHDO projects	626	NHSIE-Crazy Horse SFR CHDO fire rebuild	Completed	HOME	\$95,943.00	\$95,943.00	\$0.00	
			Project Total							\$95,943.00
	9	2015-9 VV HOME CHDO Project	631	Northgate Village Apts ReRoof, Nat Core CHDO	Completed	HOME	\$816,661.95	\$816,661.95	\$0.00	
			Project Total							\$816,661.95
	Program Total						CDBG	\$551,866.61	\$539,702.45	\$12,164.16
	Program Total						HOME	\$1,269,553.08	\$1,269,398.10	\$154.98
	2015 Total							\$1,821,419.69	\$1,809,100.55	\$12,319.14
	2016	1	2016-1 Administration	677	AV CDBG Administration	Completed	CDBG	\$111,854.00	\$111,854.00	\$0.00
678				AV Rehab Administration 14H	Open	CDBG	\$80,000.00	\$61,356.30	\$18,643.70	
679				AV HOME Administration	Completed	HOME	\$36,981.00	\$36,981.00	\$0.00	
680				VV HOME Administration	Open	HOME	\$16,810.00	\$16,340.00	\$470.00	
Project Total							\$245,645.00	\$226,531.30	\$19,113.70	
2		2016-2 CDBG Public Service Projects	681	AV PAL boxing	Completed	CDBG	\$10,000.00	\$10,000.00	\$0.00	
			682	Assistance League of VV	Completed	CDBG	\$10,000.00	\$10,000.00	\$0.00	
			683	High Desert Homeless	Completed	CDBG	\$10,000.00	\$10,000.00	\$0.00	
			684	Family Assistance Program	Completed	CDBG	\$5,000.00	\$5,000.00	\$0.00	
			685	IFHMB- Fair Housing	Completed	CDBG	\$9,984.35	\$9,984.35	\$0.00	
			686	4210-7430-0701Lutheran Social Services, So Cal	Completed	CDBG	\$1,397.21	\$1,397.21	\$0.00	
			687	VV Community Services Council	Completed	CDBG	\$10,000.00	\$10,000.00	\$0.00	
			688	VV Domestic Violence	Completed	CDBG	\$8,691.00	\$8,691.00	\$0.00	
			689	Moses House Ministries	Completed	CDBG	\$6,200.00	\$6,200.00	\$0.00	
			690	Church for Whosoever	Completed	CDBG	\$3,979.68	\$3,979.68	\$0.00	
			691	Orenda Transportation and Program Services	Completed	CDBG	\$615.25	\$615.25	\$0.00	
Project Total							\$75,867.49	\$75,867.49	\$0.00	
3		2016-3 Capital Improvements	692	Thunderbird Park Restroom Project	Completed	CDBG	\$100,000.00	\$100,000.00	\$0.00	
			693	James Woody Comm Ctr- Floors, Roof	Open	CDBG	\$22,500.00	\$3,806.84	\$18,693.16	
Project Total							\$122,500.00	\$103,806.84	\$18,693.16	
4		2016-4 AV CDBG Residential Rehabilitation Loan Program- RRLP	733	Hoopengartner, P	Completed	CDBG	\$12,515.33	\$12,515.33	\$0.00	
			734	Luizzi, R	Completed	CDBG	\$14,393.74	\$14,393.74	\$0.00	
	735		Freitas, T	Completed	CDBG	\$13,504.77	\$13,504.77	\$0.00		
	787		Love, W.	Open	CDBG	\$7,825.02	\$7,825.02	\$0.00		

U.S. Department of Housing and Urban Development
 Office of Community Planning and Development
 Integrated Disbursement and Information System
 List of Activities By Program Year And Project
 APPLE VALLEY,CA

Plan Year	IDIS Project	Project	IDIS Activity ID	Activity Name	Activity Status	Program	Funded Amount	Draw Amount	Balance
2016	4	Project Total					\$48,238.86	\$48,238.86	\$0.00
	5	2016-5 AV HOME Residential Rehabilitation Loan Program- RRLP	769	Grimes, C	Open	HOME	\$16,257.42	\$215.72	\$16,041.70
		Project Total					\$16,257.42	\$215.72	\$16,041.70
	6	2016-6 VV HOME Senior Home Repair Program-SHRP	758	Breeding, S.	Completed	HOME	\$15,697.51	\$15,697.51	\$0.00
			759	Chavez, J/B	Completed	HOME	\$16,249.62	\$16,249.62	\$0.00
			760	Copus, A/D	Completed	HOME	\$16,605.83	\$16,605.83	\$0.00
			761	Flores, T	Completed	HOME	\$14,799.74	\$14,799.74	\$0.00
			762	Hillbish, T	Completed	HOME	\$16,340.21	\$16,340.21	\$0.00
			763	Lockhart, J	Completed	HOME	\$15,934.28	\$15,934.28	\$0.00
			764	Perry, R/D	Completed	HOME	\$14,782.65	\$14,782.65	\$0.00
			765	Persall, D/P	Completed	HOME	\$16,125.30	\$16,125.30	\$0.00
			766	Reynolds, J	Completed	HOME	\$19,399.74	\$19,399.74	\$0.00
			767	Schmidt, D	Completed	HOME	\$16,784.28	\$16,784.28	\$0.00
			774	Boyd, C/A	Open	HOME	\$20,000.00	\$19,521.04	\$478.96
			775	Harper, Joan	Open	HOME	\$15,000.00	\$14,987.66	\$12.34
			776	Purcell, G	Open	HOME	\$18,000.00	\$17,519.58	\$480.42
			777	Thompson, B	Open	HOME	\$17,000.00	\$16,362.13	\$637.87
		Project Total					\$232,719.16	\$231,109.57	\$1,609.59
	9	2016-9 AV HOME CHDO projects	650	CVHC affordable rental units	Open	HOME	\$200,000.00	\$0.00	\$200,000.00
		Project Total					\$200,000.00	\$0.00	\$200,000.00
	10	2016-10 AV CDBG VVCSC, Senior/Adult Disabled Emergency Repair Program	694	VV Com Serv Council- Emergency Repairs	Canceled	CDBG	\$0.00	\$0.00	\$0.00
			722	Freitas, T	Completed	CDBG	\$1,199.89	\$1,199.89	\$0.00
			723	Motshagen, P	Completed	CDBG	\$1,220.00	\$1,220.00	\$0.00
			770	Williams, G	Completed	CDBG	\$1,190.00	\$1,190.00	\$0.00
			771	Norton, J	Completed	CDBG	\$722.61	\$722.61	\$0.00
			772	Rogers, L	Completed	CDBG	\$1,163.97	\$1,163.97	\$0.00
			780	Garcia, J	Completed	CDBG	\$2,225.95	\$2,225.95	\$0.00
		Project Total					\$7,722.42	\$7,722.42	\$0.00
	Program Total					CDBG	\$446,182.77	\$408,845.91	\$37,336.86
						HOME	\$502,767.58	\$284,646.29	\$218,121.29
	2016 Total						\$948,950.35	\$693,492.20	\$255,458.15
2017	1	Assistance League of Victor Valley	739	Operation School Bell	Open	CDBG	\$12,500.00	\$12,500.00	\$0.00
		Project Total					\$12,500.00	\$12,500.00	\$0.00
	2	High Desert Homeless Services	740	HDHS Shelter Services	Open	CDBG	\$12,500.00	\$12,500.00	\$0.00
		Project Total					\$12,500.00	\$12,500.00	\$0.00
	3	Church for Whosoever	741	CFW Literacy Center	Open	CDBG	\$4,000.00	\$3,822.24	\$177.76
		Project Total					\$4,000.00	\$3,822.24	\$177.76

U.S. Department of Housing and Urban Development
 Office of Community Planning and Development
 Integrated Disbursement and Information System
 List of Activities By Program Year And Project
 APPLE VALLEY,CA

Plan Year	IDIS Project	Project	IDIS Activity ID	Activity Name	Activity Status	Program	Funded Amount	Draw Amount	Balance
2017	4	VV Domestic Violence	742	A Better Way	Open	CDBG	\$6,500.00	\$6,500.00	\$0.00
		Project Total					\$6,500.00	\$6,500.00	\$0.00
	5	SB County Library	743	Adult Literacy Program	Open	CDBG	\$6,000.00	\$6,000.00	\$0.00
		Project Total					\$6,000.00	\$6,000.00	\$0.00
	6	VV Community Services Council	744	Senior/Adult Disabled Needs Program	Open	CDBG	\$10,000.00	\$9,745.79	\$254.21
		Project Total					\$10,000.00	\$9,745.79	\$254.21
	7	Family Assistance Program	745	Transitional Housing	Open	CDBG	\$10,000.00	\$10,000.00	\$0.00
		Project Total					\$10,000.00	\$10,000.00	\$0.00
	8	Lutheran Social Services, So Cal	746	Our Children Project	Open	CDBG	\$5,000.00	\$0.00	\$5,000.00
		Project Total					\$5,000.00	\$0.00	\$5,000.00
	9	Inland Fair Housing and Mediation Board	747	Fair Housing Services (AFFH) Program	Open	CDBG	\$10,000.00	\$10,000.00	\$0.00
		Project Total					\$10,000.00	\$10,000.00	\$0.00
	10	*Moses House Ministries	748	Resources/Referrals for Families	Open	CDBG	\$4,796.00	\$4,796.00	\$0.00
		Project Total					\$4,796.00	\$4,796.00	\$0.00
	11	Economic Development and Housing	749	Small Business ADA Rehab Program	Canceled	CDBG	\$0.00	\$0.00	\$0.00
			768	Small Business ADA Rehab Program	Open	CDBG	\$75,000.00	\$4,797.50	\$70,202.50
		Project Total					\$75,000.00	\$4,797.50	\$70,202.50
	12	Code Enforcement	750	Low Mod Area, Code Enforcement	Open	CDBG	\$35,000.00	\$6,359.52	\$28,640.48
		Project Total					\$35,000.00	\$6,359.52	\$28,640.48
	13	Economic Development and Housing Small Business Start up	751	Small Business/Entrepreneur Incubator Project	Open	CDBG	\$25,000.00	\$0.00	\$25,000.00
		Project Total					\$25,000.00	\$0.00	\$25,000.00
	14	Park and Recreation James Woody Park Playground Structure	752	JW Park, Playground Structure Replacement	Open	CDBG	\$60,000.00	\$0.00	\$60,000.00
		Project Total					\$60,000.00	\$0.00	\$60,000.00
	15	Community Development Administration/Monitoring	753	AV CDBG Administration	Open	CDBG	\$108,395.00	\$85,613.33	\$22,781.67
		Project Total					\$108,395.00	\$85,613.33	\$22,781.67
	16	Residential Rehab Loan Program (RRLP)	782	Kelly J	Completed	CDBG	\$16,877.14	\$16,877.14	\$0.00
		Project Total					\$16,877.14	\$16,877.14	\$0.00
	17	RRLP Administration (14H)	754	AV Rehab Administration 14H	Open	CDBG	\$80,000.00	\$0.00	\$80,000.00
		Project Total					\$80,000.00	\$0.00	\$80,000.00
	18	Administration/Monitoring HOME	755	AV HOME Administration	Open	HOME	\$36,628.00	\$19,587.80	\$17,040.20
			756	VV HOME Administration	Open	HOME	\$16,883.30	\$0.00	\$16,883.30
		Project Total					\$53,511.30	\$19,587.80	\$33,923.50
	21	Real Estate Recovery Mission Homeless Veteran Program	757	RE Recovery Mission: Rehab, Veteran Program	Open	HOME	\$28,000.00	\$0.00	\$28,000.00
		Project Total					\$28,000.00	\$0.00	\$28,000.00
	Program Total					CDBG	\$481,568.14	\$189,511.52	\$292,056.62

U.S. Department of Housing and Urban Development
 Office of Community Planning and Development
 Integrated Disbursement and Information System
 List of Activities By Program Year And Project
 APPLE VALLEY,CA

Plan Year	IDIS Project	Project	IDIS Activity ID	Activity Name	Activity Status	Program	Funded Amount	Draw Amount	Balance
2017	Program Total					HOME	\$81,511.30	\$19,587.80	\$61,923.50
	2017 Total						\$563,079.44	\$209,099.32	\$353,980.12
2018	1	job training	779	vvc	Canceled	CDBG	\$0.00	\$0.00	\$0.00
	Project Total						\$0.00	\$0.00	\$0.00
	29	VV HOME CHDO Northgate Rehab, National Core	784	Northgate Village Rehab Ph2, CHDO	Open	HOME	\$235,324.70	\$0.00	\$235,324.70
	Project Total						\$235,324.70	\$0.00	\$235,324.70
	Program Total					CDBG	\$0.00	\$0.00	\$0.00
	Program Total					HOME	\$235,324.70	\$0.00	\$235,324.70
	2018 Total						\$235,324.70	\$0.00	\$235,324.70
Program Grand Total						CDBG	\$12,696,445.34	\$12,329,525.68	\$366,919.66
Program Grand Total						HOME	\$8,304,259.00	\$7,788,725.20	\$515,533.80
Grand Total							\$21,000,704.34	\$20,118,250.88	\$882,453.46



Town of Apple Valley

IDIS Report – PR 03
CDBG Activity Summary Report



U.S. Department of Housing and Urban Development
 Office of Community Planning and Development
 Integrated Disbursement and Information System
 CDBG Activity Summary Report (GPR) for Program Year 2017
 APPLE VALLEY

Date: 03-Sep-2018
 Time: 18:29
 Page: 1

PGM Year: 2013
Project: 0004 - CDBG Capital Improvement Projects
IDIS Activity: 531 - James Woody Park Picnic Structures

Status: Open
Location: 13467 Navajo Rd Apple Valley, CA 92308-6529

Objective: Create suitable living environments
Outcome: Availability/accessibility
Matrix Code: Parks, Recreational Facilities (03F) **National Objective:** LMA

Initial Funding Date: 09/16/2013

Description:
 The project will provide installation of park improvements to include picnic shade structures, concrete pads and pathways, fences and building improvements.

Financing

	Fund Type	Grant Year	Grant	Funded Amount	Drawn In Program Year	Drawn Thru Program Year
CDBG	EN	Pre-2015		\$144,342.77	\$0.00	\$0.00
		2012	B12MC060588		\$0.00	\$51,200.45
		2013	B13MC060588		\$0.00	\$63,397.87
		2014	B14MC060588		\$0.00	\$4,718.00
	PI			\$5,657.23	\$0.00	\$3,087.23
Total	Total			\$150,000.00	\$0.00	\$122,403.55

Proposed Accomplishments

Public Facilities : 1
 Total Population in Service Area: 21,963
 Census Tract Percent Low / Mod: 55.20

Annual Accomplishments

Years	Accomplishment Narrative	# Benefitting
2013	Scope of work is being developed for project. Part of scope will be to improve accessibility in conjunction with Activity 533 including leveraged transportation funds. Work to be completed in 2014.	
2014	Park improvements are underway and nearly complete. Completion scheduled for summer of 2015. Amenities include concrete walks, permanent benches, water fountains, shade structure and baseball safety nets.	
2015	Project is nearly complete. Delays have been experienced due to need to collaborate with utility companies to remedy on site issues. Expected completion fall of 2016.	
2016	Project was delayed due to unforeseen issues involving electrical utility company and on site infrastructure. Remedy in progress. Completion of project expected summer of 2017.	



U.S. Department of Housing and Urban Development
 Office of Community Planning and Development
 Integrated Disbursement and Information System
 CDBG Activity Summary Report (GPR) for Program Year 2017
 APPLE VALLEY

Date: 03-Sep-2018
 Time: 18:29
 Page: 2

PGM Year: 2013
Project: 0012 - Microenterprise Business Assistance Program
IDIS Activity: 604 - micro ent business assistance

Status: Completed 2/26/2018 12:00:00 AM
Location: 14955 Dale Evans Pkwy Apple Valley, CA 92307-3061

Objective: Create economic opportunities
Outcome: Availability/accessibility
Matrix Code: Micro-Enterprise Assistance (18C)

National Objective: LMJ

Initial Funding Date: 04/15/2015

Description:

This program provides funds for technical assistance, increase production capacity, business services, and other general support to business owners in order to expand their business resulting in the addition of low/moderate income jobs.

Financing

	Fund Type	Grant Year	Grant	Funded Amount	Drawn In Program Year	Drawn Thru Program Year
CDBG	EN	Pre-2015		\$13,063.83	\$0.00	\$0.00
		2013	B13MC060588		\$0.00	\$1,331.25
		2014	B14MC060588		\$0.00	\$11,732.58
Total	Total			\$13,063.83	\$0.00	\$13,063.83

Proposed Accomplishments

Jobs : 1

Actual Accomplishments

Number assisted:

	Owner		Renter		Total		Person	
	Total	Hispanic	Total	Hispanic	Total	Hispanic	Total	Hispanic
White:	0	0	0	0	0	0	3	0
Black/African American:	0	0	0	0	0	0	0	0
Asian:	0	0	0	0	0	0	0	0
American Indian/Alaskan Native:	0	0	0	0	0	0	0	0
Native Hawaiian/Other Pacific Islander:	0	0	0	0	0	0	0	0
American Indian/Alaskan Native & White:	0	0	0	0	0	0	0	0
Asian White:	0	0	0	0	0	0	0	0
Black/African American & White:	0	0	0	0	0	0	0	0
American Indian/Alaskan Native & Black/African American:	0	0	0	0	0	0	0	0
Other multi-racial:	0	0	0	0	0	0	0	0
Asian/Pacific Islander:	0	0	0	0	0	0	0	0
Hispanic:	0	0	0	0	0	0	0	0
Total:	0	0	0	0	0	0	3	0



U.S. Department of Housing and Urban Development
Office of Community Planning and Development
Integrated Disbursement and Information System
CDBG Activity Summary Report (GPR) for Program Year 2017
APPLE VALLEY

Date: 03-Sep-2018
Time: 18:29
Page: 3

Female-headed Households:

0 0 0

Income Category:

	Owner	Renter	Total	Person
Extremely Low	0	0	0	2
Low Mod	0	0	0	1
Moderate	0	0	0	0
Non Low Moderate	0	0	0	0
Total	0	0	0	3
Percent Low/Mod				100.0%

Annual Accomplishments

Years	Accomplishment Narrative	# Benefitting
2014	Service providers are in negotiation to provide small business enterprise job development services. Contract expected Fall of 2015.	
2015	Agreement has been executed with service provider to provide counseling, eligibility determinations and loan processing services. One applicant qualified for loan at this time. Legal documents in review with legal counsel for approval.	
2016	One loan has been processed and funded. Tenant improvements made, business progressing, client making regular loan payments.	
2017	One loan completed. No further applicants qualified for additional loans.	



U.S. Department of Housing and Urban Development
 Office of Community Planning and Development
 Integrated Disbursement and Information System
 CDBG Activity Summary Report (GPR) for Program Year 2017
 APPLE VALLEY

Date: 03-Sep-2018
 Time: 18:29
 Page: 4

PGM Year: 2015
Project: 0001 - 2015-1 Administration
IDIS Activity: 610 - AV Rehab Administration 14H

Status: Completed 7/18/2017 12:00:00 AM **Objective:** Create suitable living environments
Location: 14955 Dale Evans Pkwy Apple Valley, CA 92307-3061 **Outcome:** Sustainability
Matrix Code: Rehabilitation Administration (14H) **National Objective:** LMH

Initial Funding Date: 08/15/2016

Description:

Funds will be used to directly administer the Residential Rehabilitation Loan Program.
 Funds will be used to pay for labor and material costs directly related to housing repair programs that cannot be associated to an active project file.
 Ex.
 Marketing outreach, general customer service, processing of applications that are determined ineligible or cancel, loans that do not fund, processing warranty issues, qualifying contractors, processing requests for subordination and payoffs, monitoring, etc.

Financing

	Fund Type	Grant Year	Grant	Funded Amount	Drawn In Program Year	Drawn Thru Program Year
CDBG	EN	2015	B15MC060588	\$78,414.64	\$28,499.61	\$78,414.64
	PI			\$1,585.36	\$0.00	\$1,585.36
Total	Total			\$80,000.00	\$28,499.61	\$80,000.00

Proposed Accomplishments

Actual Accomplishments

Number assisted:

	Owner		Renter		Total		Person	
	Total	Hispanic	Total	Hispanic	Total	Hispanic	Total	Hispanic
White:	0	0	0	0	0	0		0
Black/African American:	0	0	0	0	0	0	0	0
Asian:	0	0	0	0	0	0	0	0
American Indian/Alaskan Native:	0	0	0	0	0	0	0	0
Native Hawaiian/Other Pacific Islander:	0	0	0	0	0	0	0	0
American Indian/Alaskan Native & White:	0	0	0	0	0	0	0	0
Asian White:	0	0	0	0	0	0	0	0
Black/African American & White:	0	0	0	0	0	0	0	0
American Indian/Alaskan Native & Black/African American:	0	0	0	0	0	0	0	0
Other multi-racial:	0	0	0	0	0	0	0	0
Asian/Pacific Islander:	0	0	0	0	0	0	0	0
Hispanic:	0	0	0	0	0	0	0	0



U.S. Department of Housing and Urban Development
 Office of Community Planning and Development
 Integrated Disbursement and Information System
 CDBG Activity Summary Report (GPR) for Program Year 2017
 APPLE VALLEY

Date: 03-Sep-2018
 Time: 18:29
 Page: 6

PGM Year: 2015
Project: 0003 - 2015-3 Capital Improvements
IDIS Activity: 624 - James Woody Park- walks and amenities

Status: Open
Location: 13467 Navajo Rd Apple Valley, CA 92308-6529

Objective: Create suitable living environments
Outcome: Availability/accessibility
Matrix Code: Parks, Recreational Facilities (03F)

National Objective: LMA

Initial Funding Date: 08/11/2016

Description:

This project consists of construction of sidewalks for accessibility, strategic walking paths and ancillary amenities for James Woody Park.

Financing

	Fund Type	Grant Year	Grant	Funded Amount	Drawn In Program Year	Drawn Thru Program Year
CDBG	EN	2015	B15MC060588	\$18,719.16	\$0.00	\$6,555.00
	PI			\$46,280.84	\$0.00	\$0.00
Total	Total			\$65,000.00	\$0.00	\$6,555.00

Proposed Accomplishments

Public Facilities : 1
 Total Population in Service Area: 29,195
 Census Tract Percent Low / Mod: 58.50

Annual Accomplishments

Years	Accomplishment Narrative	# Benefiting
2015	Project is in design phase; to be completed Fall/Winter 2016	
2016	Project was delayed due to unforeseen issues involving electrical utility company and on site infrastructure. Remedy in progress. Completion of project expected summer of 2017.	



U.S. Department of Housing and Urban Development
 Office of Community Planning and Development
 Integrated Disbursement and Information System
 CDBG Activity Summary Report (GPR) for Program Year 2017
 APPLE VALLEY

Date: 03-Sep-2018
 Time: 18:29
 Page: 7

PGM Year: 2015
Project: 0003 - 2015-3 Capital Improvements
IDIS Activity: 625 - Mendel Park- BB Court/ Exercise Equipment

Status: Completed 7/17/2017 12:00:00 AM
Location: 21860 Tussing Ranch Rd Apple Valley, CA 92308-8037
Objective: Create suitable living environments
Outcome: Availability/accessibility
Matrix Code: Parks, Recreational Facilities (03F) **National Objective:** LMA

Initial Funding Date: 08/11/2016

Description:

This project consists of the installation of an outdoor basketball court and outdoor exercise equipment to provide the residents of the area with active use amenities for health and well being.

Financing

	Fund Type	Grant Year	Grant	Funded Amount	Drawn In Program Year	Drawn Thru Program Year
CDBG	EN	2015	B15MC060588	\$26,896.80	\$0.00	\$26,896.80
	PI			\$3,103.20	\$0.00	\$3,103.20
Total	Total			\$30,000.00	\$0.00	\$30,000.00

Proposed Accomplishments

Public Facilities : 1
 Total Population in Service Area: 8,315
 Census Tract Percent Low / Mod: 51.50

Annual Accomplishments

Years	Accomplishment Narrative	# Benefiting
2016	Project construction complete in 2016/17.	



U.S. Department of Housing and Urban Development
 Office of Community Planning and Development
 Integrated Disbursement and Information System
 CDBG Activity Summary Report (GPR) for Program Year 2017
 APPLE VALLEY

Date: 03-Sep-2018
 Time: 18:29
 Page: 8

PGM Year: 2016
Project: 0001 - 2016-1 Administration
IDIS Activity: 677 - AV CDBG Administration

Status: Completed 7/31/2017 12:00:00 AM
Location: ,
Objective:
Outcome:
Matrix Code: General Program Administration (21A) **National Objective:**

Initial Funding Date: 09/12/2016

Description:
 Funds are used in the administration of the CDBG program

Financing

	Fund Type	Grant Year	Grant	Funded Amount	Drawn In Program Year	Drawn Thru Program Year
CDBG	EN	2016	B16MC060588	\$111,854.00	\$0.00	\$111,854.00
Total	Total			\$111,854.00	\$0.00	\$111,854.00

Proposed Accomplishments

Actual Accomplishments

<i>Number assisted:</i>	Owner		Renter		Total		Person	
	Total	Hispanic	Total	Hispanic	Total	Hispanic	Total	Hispanic
White:					0	0		
Black/African American:					0	0		
Asian:					0	0		
American Indian/Alaskan Native:					0	0		
Native Hawaiian/Other Pacific Islander:					0	0		
American Indian/Alaskan Native & White:					0	0		
Asian White:					0	0		
Black/African American & White:					0	0		
American Indian/Alaskan Native & Black/African American:					0	0		
Other multi-racial:					0	0		
Asian/Pacific Islander:					0	0		
Hispanic:					0	0		
Total:	0	0	0	0	0	0	0	0
Female-headed Households:					0			

Income Category:

Owner Renter Total Person



U.S. Department of Housing and Urban Development
Office of Community Planning and Development
Integrated Disbursement and Information System
CDBG Activity Summary Report (GPR) for Program Year 2017
APPLE VALLEY

Date: 03-Sep-2018

Time: 18:29

Page: 9

Extremely Low			0	
Low Mod			0	
Moderate			0	
Non Low Moderate			0	
Total	0	0	0	0
Percent Low/Mod				

Annual Accomplishments

No data returned for this view. This might be because the applied filter excludes all data.



U.S. Department of Housing and Urban Development
 Office of Community Planning and Development
 Integrated Disbursement and Information System
 CDBG Activity Summary Report (GPR) for Program Year 2017
 APPLE VALLEY

Date: 03-Sep-2018
 Time: 18:29
 Page: 10

PGM Year: 2016
Project: 0001 - 2016-1 Administration
IDIS Activity: 678 - AV Rehab Administration 14H

Status: Open **Objective:** Create suitable living environments
Location: 14955 Dale Evans Pkwy Apple Valley, CA 92307-3061 **Outcome:** Sustainability
Matrix Code: Rehabilitation Administration (14H) **National Objective:** LMH

Initial Funding Date: 09/12/2016

Description:

Funds will be used to directly administer the Residential Rehabilitation Loan Program.
 Funds will be used to pay for administrative costs directly related to administering housing repair programs that cannot be associated to an active project file.
 Ex.
 Marketing, general customer service, processing of applications that are determined ineligible or cancel, loans that do not fund, processing warranty issues, qualifying contractors, processing requests for subordination and payoffs, monitoring, etc.

Financing

	Fund Type	Grant Year	Grant	Funded Amount	Drawn In Program Year	Drawn Thru Program Year
CDBG	EN	2016	B16MC060588	\$63,747.12	\$42,968.84	\$45,103.42
	PI			\$16,252.88	\$16,252.88	\$16,252.88
Total	Total			\$80,000.00	\$59,221.72	\$61,356.30

Proposed Accomplishments

Housing Units : 1

Actual Accomplishments

Number assisted:

	Owner		Renter		Total		Person	
	Total	Hispanic	Total	Hispanic	Total	Hispanic	Total	Hispanic
White:	1	0	0	0	1	0	0	0
Black/African American:	0	0	0	0	0	0	0	0
Asian:	0	0	0	0	0	0	0	0
American Indian/Alaskan Native:	0	0	0	0	0	0	0	0
Native Hawaiian/Other Pacific Islander:	0	0	0	0	0	0	0	0
American Indian/Alaskan Native & White:	0	0	0	0	0	0	0	0
Asian White:	0	0	0	0	0	0	0	0
Black/African American & White:	0	0	0	0	0	0	0	0
American Indian/Alaskan Native & Black/African American:	0	0	0	0	0	0	0	0
Other multi-racial:	0	0	0	0	0	0	0	0
Asian/Pacific Islander:	0	0	0	0	0	0	0	0



U.S. Department of Housing and Urban Development
 Office of Community Planning and Development
 Integrated Disbursement and Information System
 CDBG Activity Summary Report (GPR) for Program Year 2017
 APPLE VALLEY

Date: 03-Sep-2018
 Time: 18:29
 Page: 11

Hispanic:	0	0	0	0	0	0	0	0
Total:	1	0	0	0	1	0	0	0

Female-headed Households: 0 0 0 0 0 0 0 0

Income Category:

	Owner	Renter	Total	Person
Extremely Low	0	0	0	0
Low Mod	1	0	1	0
Moderate	0	0	0	0
Non Low Moderate	0	0	0	0
Total	1	0	1	0
Percent Low/Mod	100.0%		100.0%	

Annual Accomplishments

Years	Accomplishment Narrative	# Benefitting
2016	Funds used to pay for delivery costs directly related to administering RRLP including answering inquiries regarding RRLP, processing of loans that are cancelled or determined to be ineligible in the application process, conducting lender workshops, contractor workshops, applicant workshops, processing subordinations and payoffs, and other miscellaneous responsibilities related to implementing the RRLP program.	
2017	Funds used to pay for delivery costs directly related to administering RRLP including answering inquiries regarding RRLP, processing of loans that are cancelled or determined to be ineligible in the application process, conducting lender workshops, contractor workshops, applicant workshops, processing subordinations and payoffs, and other miscellaneous responsibilities related to implementing the RRLP program.	



U.S. Department of Housing and Urban Development
 Office of Community Planning and Development
 Integrated Disbursement and Information System
 CDBG Activity Summary Report (GPR) for Program Year 2017
 APPLE VALLEY

Date: 03-Sep-2018
 Time: 18:29
 Page: 12

PGM Year: 2016
Project: 0002 - 2016-2 CDBG Public Service Projects
IDIS Activity: 681 - AV PAL boxing

Status: Completed 7/31/2017 12:00:00 AM
Location: 22390 Eyota Rd Apple Valley, CA 92308-5777

Objective: Create suitable living environments
Outcome: Sustainability
Matrix Code: Youth Services (05D)

National Objective: LMC

Initial Funding Date: 10/25/2016

Description:

This program serves 'at risk' youth ages 8-18 through a boxing fitness program. Funds will provide for gym facility rent. Facility is dedicated 100% to youth boxing program.

Financing

	Fund Type	Grant Year	Grant	Funded Amount	Drawn In Program Year	Drawn Thru Program Year
CDBG	EN	2016	B16MC060588	\$10,000.00	\$0.00	\$10,000.00
Total	Total			\$10,000.00	\$0.00	\$10,000.00


Proposed Accomplishments

People (General) : 40

Actual Accomplishments

Number assisted:

	Owner		Renter		Total		Person	
	Total	Hispanic	Total	Hispanic	Total	Hispanic	Total	Hispanic
White:	0	0	0	0	0	0	13	10
Black/African American:	0	0	0	0	0	0	2	0
Asian:	0	0	0	0	0	0	0	0
American Indian/Alaskan Native:	0	0	0	0	0	0	0	0
Native Hawaiian/Other Pacific Islander:	0	0	0	0	0	0	0	0
American Indian/Alaskan Native & White:	0	0	0	0	0	0	0	0
Asian White:	0	0	0	0	0	0	0	0
Black/African American & White:	0	0	0	0	0	0	0	0
American Indian/Alaskan Native & Black/African American:	0	0	0	0	0	0	0	0
Other multi-racial:	0	0	0	0	0	0	0	0
Asian/Pacific Islander:	0	0	0	0	0	0	0	0
Hispanic:	0	0	0	0	0	0	0	0
Total:	0	0	0	0	0	0	15	10



U.S. Department of Housing and Urban Development
 Office of Community Planning and Development
 Integrated Disbursement and Information System
 CDBG Activity Summary Report (GPR) for Program Year 2017
 APPLE VALLEY

Date: 03-Sep-2018
 Time: 18:29
 Page: 14

PGM Year: 2016
Project: 0002 - 2016-2 CDBG Public Service Projects
IDIS Activity: 682 - Assistance League of VV

Status: Completed 7/13/2017 12:00:00 AM **Objective:** Create suitable living environments
Location: 22021 US Highway 18 Ste B Suite B Apple Valley, CA 92307-3997 **Outcome:** Availability/accessibility
Matrix Code: Youth Services (05D) **National Objective:** LMC

Initial Funding Date: 10/17/2016

Description:

This program will provide clothing to low income elementary and preschool children.
 100% of the funding will be used for the cost of purchasing new clothing provided to the clients.

Financing

	Fund Type	Grant Year	Grant	Funded Amount	Drawn In Program Year	Drawn Thru Program Year
CDBG	EN	2016	B16MC060588	\$10,000.00	\$0.00	\$10,000.00
Total	Total			\$10,000.00	\$0.00	\$10,000.00

Proposed Accomplishments

People (General) : 400

Actual Accomplishments

Number assisted:

	Owner		Renter		Total		Person	
	Total	Hispanic	Total	Hispanic	Total	Hispanic	Total	Hispanic
White:	0	0	0	0	0	0	295	189
Black/African American:	0	0	0	0	0	0	63	4
Asian:	0	0	0	0	0	0	0	0
American Indian/Alaskan Native:	0	0	0	0	0	0	2	0
Native Hawaiian/Other Pacific Islander:	0	0	0	0	0	0	1	1
American Indian/Alaskan Native & White:	0	0	0	0	0	0	0	0
Asian White:	0	0	0	0	0	0	0	0
Black/African American & White:	0	0	0	0	0	0	17	0
American Indian/Alaskan Native & Black/African American:	0	0	0	0	0	0	0	0
Other multi-racial:	0	0	0	0	0	0	67	51
Asian/Pacific Islander:	0	0	0	0	0	0	0	0
Hispanic:	0	0	0	0	0	0	0	0
Total:	0	0	0	0	0	0	445	245
Female-headed Households:	0		0		0			



U.S. Department of Housing and Urban Development
Office of Community Planning and Development
Integrated Disbursement and Information System
CDBG Activity Summary Report (GPR) for Program Year 2017
APPLE VALLEY

Date: 03-Sep-2018

Time: 18:29

Page: 15

Income Category:

	Owner	Renter	Total	Person
Extremely Low	0	0	0	358
Low Mod	0	0	0	62
Moderate	0	0	0	25
Non Low Moderate	0	0	0	0
Total	0	0	0	445
Percent Low/Mod				100.0%

Annual Accomplishments

Years	Accomplishment Narrative	# Benefiting
2016	This program provides clothing, shoes, toiletries to at risk school children. 1st quarter, 333 youth served. Pay request expected in 2nd quarter. Through 2 quarters, 395 served. Through 4 quarters, 445 served.	



U.S. Department of Housing and Urban Development
 Office of Community Planning and Development
 Integrated Disbursement and Information System
 CDBG Activity Summary Report (GPR) for Program Year 2017
 APPLE VALLEY

Date: 03-Sep-2018
 Time: 18:29
 Page: 16

PGM Year: 2016
Project: 0002 - 2016-2 CDBG Public Service Projects
IDIS Activity: 683 - High Desert Homeless

Status: Completed 7/31/2017 12:00:00 AM
Location: 14049 Amargosa Rd Victorville, CA 92392-2493

Objective: Create suitable living environments
Outcome: Availability/accessibility
Matrix Code: Operating Costs of Homeless/AIDS Patients Programs (03T)

National Objective: LMC

Initial Funding Date: 09/27/2016

Description:

This program provides shelter and related services to low to moderate income homeless families and individuals at no charge.

Financing

	Fund Type	Grant Year	Grant	Funded Amount	Drawn In Program Year	Drawn Thru Program Year
CDBG	EN	2016	B16MC060588	\$10,000.00	\$0.00	\$10,000.00
Total	Total			\$10,000.00	\$0.00	\$10,000.00

Proposed Accomplishments

People (General) : 45

Actual Accomplishments

Number assisted:

	Owner		Renter		Total		Person	
	Total	Hispanic	Total	Hispanic	Total	Hispanic	Total	Hispanic
White:	0	0	0	0	0	0	25	6
Black/African American:	0	0	0	0	0	0	9	1
Asian:	0	0	0	0	0	0	2	0
American Indian/Alaskan Native:	0	0	0	0	0	0	1	0
Native Hawaiian/Other Pacific Islander:	0	0	0	0	0	0	1	0
American Indian/Alaskan Native & White:	0	0	0	0	0	0	0	0
Asian White:	0	0	0	0	0	0	0	0
Black/African American & White:	0	0	0	0	0	0	0	0
American Indian/Alaskan Native & Black/African American:	0	0	0	0	0	0	0	0
Other multi-racial:	0	0	0	0	0	0	2	1
Asian/Pacific Islander:	0	0	0	0	0	0	0	0
Hispanic:	0	0	0	0	0	0	0	0
Total:	0	0	0	0	0	0	40	8
Female-headed Households:	0		0		0			



U.S. Department of Housing and Urban Development
Office of Community Planning and Development
Integrated Disbursement and Information System
CDBG Activity Summary Report (GPR) for Program Year 2017
APPLE VALLEY

Date: 03-Sep-2018

Time: 18:29


Page: 17

Income Category:

	Owner	Renter	Total	Person
Extremely Low	0	0	0	40
Low Mod	0	0	0	0
Moderate	0	0	0	0
Non Low Moderate	0	0	0	0
Total	0	0	0	40
Percent Low/Mod				100.0%

Annual Accomplishments

Years	Accomplishment Narrative	# Benefitting
2016	This program provides shelter and related services to homeless persons. Through 3rd quarter- 32 AV residents assisted. Through 4th qtr, 40 AV residents.	



U.S. Department of Housing and Urban Development
 Office of Community Planning and Development
 Integrated Disbursement and Information System
 CDBG Activity Summary Report (GPR) for Program Year 2017
 APPLE VALLEY

Date: 03-Sep-2018
 Time: 18:29
 Page: 18

PGM Year: 2016
Project: 0002 - 2016-2 CDBG Public Service Projects
IDIS Activity: 684 - Family Assistance Program

Status: Completed 7/31/2017 12:00:00 AM
Location: 16022 Sago Rd Apple Valley, CA 92307-2892

Objective: Create suitable living environments
Outcome: Availability/accessibility
Matrix Code: Services for victims of domestic violence, dating violence, sexual assault or stalking (05G) **National Objective:** LMC

Initial Funding Date: 09/27/2016

Description:

This program will provide transitional housing and supportive services for four families of domestic violence that have completed the shelter program and are ready to move toward independent living.

Financing

	Fund Type	Grant Year	Grant	Funded Amount	Drawn In Program Year	Drawn Thru Program Year
CDBG	EN	2016	B16MC060588	\$5,000.00	\$0.00	\$5,000.00
Total	Total			\$5,000.00	\$0.00	\$5,000.00

Proposed Accomplishments

People (General) : 4

Actual Accomplishments

Number assisted:

	Owner		Renter		Total		Person	
	Total	Hispanic	Total	Hispanic	Total	Hispanic	Total	Hispanic
White:	0	0	0	0	0	0	16	7
Black/African American:	0	0	0	0	0	0	0	0
Asian:	0	0	0	0	0	0	4	0
American Indian/Alaskan Native:	0	0	0	0	0	0	0	0
Native Hawaiian/Other Pacific Islander:	0	0	0	0	0	0	0	0
American Indian/Alaskan Native & White:	0	0	0	0	0	0	0	0
Asian White:	0	0	0	0	0	0	0	0
Black/African American & White:	0	0	0	0	0	0	0	0
American Indian/Alaskan Native & Black/African American:	0	0	0	0	0	0	0	0
Other multi-racial:	0	0	0	0	0	0	2	0
Asian/Pacific Islander:	0	0	0	0	0	0	0	0
Hispanic:	0	0	0	0	0	0	0	0
Total:	0	0	0	0	0	0	22	7
Female-headed Households:	0		0		0			



U.S. Department of Housing and Urban Development
Office of Community Planning and Development
Integrated Disbursement and Information System
CDBG Activity Summary Report (GPR) for Program Year 2017
APPLE VALLEY

Date: 03-Sep-2018

Time: 18:29


Page: 19

Income Category:

	Owner	Renter	Total	Person
Extremely Low	0	0	0	22
Low Mod	0	0	0	0
Moderate	0	0	0	0
Non Low Moderate	0	0	0	0
Total	0	0	0	22
Percent Low/Mod				100.0%

Annual Accomplishments

Years	Accomplishment Narrative	# Benefiting
2016	This program provides transitional housing for victims of domestic violence and their children.	



U.S. Department of Housing and Urban Development
 Office of Community Planning and Development
 Integrated Disbursement and Information System
 CDBG Activity Summary Report (GPR) for Program Year 2017
 APPLE VALLEY

Date: 03-Sep-2018
 Time: 18:29
 Page: 20

PGM Year: 2016
Project: 0002 - 2016-2 CDBG Public Service Projects
IDIS Activity: 685 - IFHMB- Fair Housing

Status: Completed 7/31/2017 12:00:00 AM
Location: 1500 S Haven Ave Ste 100 Ontario, CA 91761-2970

Objective: Create suitable living environments
Outcome: Availability/accessibility
Matrix Code: Fair Housing Activities (if CDBG, then subject to 15% cap) (05J) **National Objective:** LMC

Initial Funding Date: 09/27/2016

Description:

This program will provide fair housing and landlordtenant services to include: processing complaints, investigation, direct complaints to government agencies, training and workshops.

Financing

	Fund Type	Grant Year	Grant	Funded Amount	Drawn In Program Year	Drawn Thru Program Year
CDBG	EN	2016	B16MC060588	\$9,193.20	\$0.00	\$9,193.20
	PI			\$791.15	\$0.00	\$791.15
Total	Total			\$9,984.35	\$0.00	\$9,984.35

Proposed Accomplishments

People (General) : 50

Actual Accomplishments

Number assisted:

	Owner		Renter		Total		Person	
	Total	Hispanic	Total	Hispanic	Total	Hispanic	Total	Hispanic
White:	0	0	0	0	0	0	37	12
Black/African American:	0	0	0	0	0	0	18	0
Asian:	0	0	0	0	0	0	0	0
American Indian/Alaskan Native:	0	0	0	0	0	0	0	0
Native Hawaiian/Other Pacific Islander:	0	0	0	0	0	0	0	0
American Indian/Alaskan Native & White:	0	0	0	0	0	0	0	0
Asian White:	0	0	0	0	0	0	0	0
Black/African American & White:	0	0	0	0	0	0	0	0
American Indian/Alaskan Native & Black/African American:	0	0	0	0	0	0	0	0
Other multi-racial:	0	0	0	0	0	0	4	4
Asian/Pacific Islander:	0	0	0	0	0	0	0	0
Hispanic:	0	0	0	0	0	0	0	0
Total:	0	0	0	0	0	0	59	16

Female-headed Households: 0



U.S. Department of Housing and Urban Development
Office of Community Planning and Development
Integrated Disbursement and Information System
CDBG Activity Summary Report (GPR) for Program Year 2017
APPLE VALLEY

Date: 03-Sep-2018

Time: 18:29


Page: 21

Income Category:

	Owner	Renter	Total	Person
Extremely Low	0	0	0	40
Low Mod	0	0	0	8
Moderate	0	0	0	11
Non Low Moderate	0	0	0	0
Total	0	0	0	59
Percent Low/Mod				100.0%

Annual Accomplishments

Years	Accomplishment Narrative	# Benefitting
2016	this program provides fair housing services including counseling, outreach, landlord/tenants issues, and workshops.	



U.S. Department of Housing and Urban Development
 Office of Community Planning and Development
 Integrated Disbursement and Information System
 CDBG Activity Summary Report (GPR) for Program Year 2017
 APPLE VALLEY

Date: 03-Sep-2018
 Time: 18:29
 Page: 22

PGM Year: 2016
Project: 0002 - 2016-2 CDBG Public Service Projects
IDIS Activity: 686 - 4210-7430-0701Lutheran Social Services, So Cal

Status: Completed 8/8/2017 12:00:00 AM
Location: 22130 Ottawa Rd Apple Valley, CA 92308-6538

Objective: Create suitable living environments
Outcome: Availability/accessibility
Matrix Code: Abused and Neglected Children (05N) **National Objective:** LMC

Initial Funding Date: 09/27/2016

Description:

This program will provide counseling services to victims of child abuse and their families. Services include eligibility assessment and individual/group therapy.

Financing

	Fund Type	Grant Year	Grant	Funded Amount	Drawn In Program Year	Drawn Thru Program Year
CDBG	EN	2016	B16MC060588	\$1,397.21	\$0.00	\$1,397.21
Total	Total			\$1,397.21	\$0.00	\$1,397.21

Proposed Accomplishments

People (General) : 25

Actual Accomplishments

Number assisted:

	Owner		Renter		Total		Person	
	Total	Hispanic	Total	Hispanic	Total	Hispanic	Total	Hispanic
White:	0	0	0	0	0	0	3	0
Black/African American:	0	0	0	0	0	0	0	0
Asian:	0	0	0	0	0	0	0	0
American Indian/Alaskan Native:	0	0	0	0	0	0	0	0
Native Hawaiian/Other Pacific Islander:	0	0	0	0	0	0	0	0
American Indian/Alaskan Native & White:	0	0	0	0	0	0	0	0
Asian White:	0	0	0	0	0	0	0	0
Black/African American & White:	0	0	0	0	0	0	0	0
American Indian/Alaskan Native & Black/African American:	0	0	0	0	0	0	0	0
Other multi-racial:	0	0	0	0	0	0	0	0
Asian/Pacific Islander:	0	0	0	0	0	0	0	0
Hispanic:	0	0	0	0	0	0	0	0
Total:	0	0	0	0	0	0	3	0
Female-headed Households:	0		0		0			



U.S. Department of Housing and Urban Development
Office of Community Planning and Development
Integrated Disbursement and Information System
CDBG Activity Summary Report (GPR) for Program Year 2017
APPLE VALLEY

Date: 03-Sep-2018

Time: 18:29

Page: 23

Income Category:

	Owner	Renter	Total	Person
Extremely Low	0	0	0	0
Low Mod	0	0	0	0
Moderate	0	0	0	3
Non Low Moderate	0	0	0	0
Total	0	0	0	3
Percent Low/Mod				100.0%

Annual Accomplishments

Years	Accomplishment Narrative	# Benefiting
2016	First quarter, 2 Apple Valley clients were served, and 53 total in the Victor Valley area. 4th quarter, 1 Apple Valley client. A total of 46 group therapy (90 min each) were provided.	



U.S. Department of Housing and Urban Development
 Office of Community Planning and Development
 Integrated Disbursement and Information System
 CDBG Activity Summary Report (GPR) for Program Year 2017
 APPLE VALLEY

Date: 03-Sep-2018
 Time: 18:29
 Page: 24

PGM Year: 2016
Project: 0002 - 2016-2 CDBG Public Service Projects
IDIS Activity: 687 - VV Community Services Council

Status: Completed 8/22/2017 12:00:00 AM
Location: 16692 Mojave Dr Victorville, CA 92395-3863

Objective: Create suitable living environments
Outcome: Availability/accessibility
Matrix Code: Senior Services (05A)

National Objective: LMC

Initial Funding Date: 09/27/2016

Description:

This program will provide free minor home repairs, transportation services and homebound visitations to senior and seriously adult disabled persons.

Financing

	Fund Type	Grant Year	Grant	Funded Amount	Drawn In Program Year	Drawn Thru Program Year
CDBG	EN	2016	B16MC060588	\$10,000.00	\$0.00	\$10,000.00
Total	Total			\$10,000.00	\$0.00	\$10,000.00

Proposed Accomplishments

People (General) : 100

Actual Accomplishments

Number assisted:

	Owner		Renter		Total		Person	
	Total	Hispanic	Total	Hispanic	Total	Hispanic	Total	Hispanic
White:	0	0	0	0	0	0	52	13
Black/African American:	0	0	0	0	0	0	13	0
Asian:	0	0	0	0	0	0	0	0
American Indian/Alaskan Native:	0	0	0	0	0	0	4	1
Native Hawaiian/Other Pacific Islander:	0	0	0	0	0	0	0	0
American Indian/Alaskan Native & White:	0	0	0	0	0	0	0	0
Asian White:	0	0	0	0	0	0	0	0
Black/African American & White:	0	0	0	0	0	0	0	0
American Indian/Alaskan Native & Black/African American:	0	0	0	0	0	0	0	0
Other multi-racial:	0	0	0	0	0	0	1	0
Asian/Pacific Islander:	0	0	0	0	0	0	0	0
Hispanic:	0	0	0	0	0	0	0	0
Total:	0	0	0	0	0	0	70	14
Female-headed Households:	0		0		0			



U.S. Department of Housing and Urban Development
Office of Community Planning and Development
Integrated Disbursement and Information System
CDBG Activity Summary Report (GPR) for Program Year 2017
APPLE VALLEY

Date: 03-Sep-2018

Time: 18:29


Page: 25

Income Category:

	Owner	Renter	Total	Person
Extremely Low	0	0	0	8
Low Mod	0	0	0	7
Moderate	0	0	0	53
Non Low Moderate	0	0	0	2
Total	0	0	0	70
Percent Low/Mod				97.1%

Annual Accomplishments

Years	Accomplishment Narrative	# Benefitting
2016	This program provides services to seniors and adult disabled persons including small home repairs to remedy health and safety issues; transportation for frail persons to medical and necessary shopping; wellness visits to homes and care facilities.	



U.S. Department of Housing and Urban Development
 Office of Community Planning and Development
 Integrated Disbursement and Information System
 CDBG Activity Summary Report (GPR) for Program Year 2017
 APPLE VALLEY

Date: 03-Sep-2018
 Time: 18:29
 Page: 26

PGM Year: 2016
Project: 0002 - 2016-2 CDBG Public Service Projects
IDIS Activity: 688 - VV Domestic Violence

Status: Completed 7/17/2017 12:00:00 AM
Location: 14114 Hesperia Rd Victorville, CA 92395-4512

Objective: Create suitable living environments

Outcome: Sustainability

Matrix Code: Services for victims of domestic violence, dating violence, sexual assault or stalking (05G)

National Objective: LMC

Initial Funding Date: 09/27/2016

Description:

This program will provide emergency shelter, transitional housing and outreach services to victims/families of domestic violence.

Financing

	Fund Type	Grant Year	Grant	Funded Amount	Drawn In Program Year	Drawn Thru Program Year
CDBG	EN	2016	B16MC060588	\$8,691.00	\$0.00	\$8,691.00
Total	Total			\$8,691.00	\$0.00	\$8,691.00

Proposed Accomplishments

People (General) : 40

Actual Accomplishments

Number assisted:

	Owner		Renter		Total		Person	
	Total	Hispanic	Total	Hispanic	Total	Hispanic	Total	Hispanic
White:	0	0	0	0	0	0	32	12
Black/African American:	0	0	0	0	0	0	18	0
Asian:	0	0	0	0	0	0	3	0
American Indian/Alaskan Native:	0	0	0	0	0	0	0	0
Native Hawaiian/Other Pacific Islander:	0	0	0	0	0	0	0	0
American Indian/Alaskan Native & White:	0	0	0	0	0	0	0	0
Asian White:	0	0	0	0	0	0	0	0
Black/African American & White:	0	0	0	0	0	0	0	0
American Indian/Alaskan Native & Black/African American:	0	0	0	0	0	0	0	0
Other multi-racial:	0	0	0	0	0	0	4	4
Asian/Pacific Islander:	0	0	0	0	0	0	0	0
Hispanic:	0	0	0	0	0	0	0	0
Total:	0	0	0	0	0	0	57	16
Female-headed Households:	0		0		0			



U.S. Department of Housing and Urban Development
Office of Community Planning and Development
Integrated Disbursement and Information System
CDBG Activity Summary Report (GPR) for Program Year 2017
APPLE VALLEY

Date: 03-Sep-2018

Time: 18:29

Page: 27

Income Category:

	Owner	Renter	Total	Person
Extremely Low	0	0	0	36
Low Mod	0	0	0	17
Moderate	0	0	0	4
Non Low Moderate	0	0	0	0
Total	0	0	0	57
Percent Low/Mod				100.0%

Annual Accomplishments

Years	Accomplishment Narrative	# Benefitting
2016	This program provides sheltering as well as mental health, legal and ancillary services to victims of domestic violence. Education and legal services are conducted at local public agencies and non-profits	



U.S. Department of Housing and Urban Development
 Office of Community Planning and Development
 Integrated Disbursement and Information System
 CDBG Activity Summary Report (GPR) for Program Year 2017
 APPLE VALLEY

Date: 03-Sep-2018
 Time: 18:29
 Page: 28

PGM Year: 2016
Project: 0002 - 2016-2 CDBG Public Service Projects
IDIS Activity: 689 - Moses House Ministries

Status: Completed 7/31/2017 12:00:00 AM **Objective:** Create suitable living environments
Location: 15180 Anacapa Rd Victorville, CA 92392-2511 **Outcome:** Sustainability
Matrix Code: Youth Services (05D) **National Objective:** LMC

Initial Funding Date: 09/27/2016

Description:
 This program will assist single mothers who are pregnant or with a child under six years of age. Services include providing one time assistance with resources and referrals and also providing long term case management until the youngest child is age six.

Financing

	Fund Type	Grant Year	Grant	Funded Amount	Drawn In Program Year	Drawn Thru Program Year
CDBG	EN	2016	B16MC060588	\$6,200.00	\$0.00	\$6,200.00
Total	Total			\$6,200.00	\$0.00	\$6,200.00

Proposed Accomplishments

People (General) : 440

Actual Accomplishments

Number assisted:

	Owner		Renter		Total		Person	
	Total	Hispanic	Total	Hispanic	Total	Hispanic	Total	Hispanic
White:	0	0	0	0	0	0	226	98
Black/African American:	0	0	0	0	0	0	82	3
Asian:	0	0	0	0	0	0	0	0
American Indian/Alaskan Native:	0	0	0	0	0	0	3	0
Native Hawaiian/Other Pacific Islander:	0	0	0	0	0	0	0	0
American Indian/Alaskan Native & White:	0	0	0	0	0	0	0	0
Asian White:	0	0	0	0	0	0	4	0
Black/African American & White:	0	0	0	0	0	0	0	0
American Indian/Alaskan Native & Black/African American:	0	0	0	0	0	0	2	0
Other multi-racial:	0	0	0	0	0	0	55	46
Asian/Pacific Islander:	0	0	0	0	0	0	0	0
Hispanic:	0	0	0	0	0	0	0	0
Total:	0	0	0	0	0	0	372	147
Female-headed Households:	0		0		0			



U.S. Department of Housing and Urban Development
Office of Community Planning and Development
Integrated Disbursement and Information System
CDBG Activity Summary Report (GPR) for Program Year 2017
APPLE VALLEY

Date: 03-Sep-2018

Time: 18:29

Page: 29

Income Category:

	Owner	Renter	Total	Person
Extremely Low	0	0	0	263
Low Mod	0	0	0	66
Moderate	0	0	0	34
Non Low Moderate	0	0	0	9
Total	0	0	0	372
Percent Low/Mod				97.6%

Annual Accomplishments

Years	Accomplishment Narrative	# Benefiting
2016	This program provides resources and referrals to single mothers with small children. 1st quarter, 112 individuals assisted. Moses House Ministries collaborates with Rose of Sharon to increase outreach in these efforts. 273 assisted through 3 quarters. 372 assisted through 4 quarters.	



U.S. Department of Housing and Urban Development
 Office of Community Planning and Development
 Integrated Disbursement and Information System
 CDBG Activity Summary Report (GPR) for Program Year 2017
 APPLE VALLEY

Date: 03-Sep-2018
 Time: 18:29
 Page: 30

PGM Year: 2016
Project: 0002 - 2016-2 CDBG Public Service Projects
IDIS Activity: 690 - Church for Whosoever

Status: Completed 7/31/2017 12:00:00 AM
Location: 18628 Seneca Rd Apple Valley, CA 92307-5332

Objective: Create suitable living environments
Outcome: Sustainability
Matrix Code: Youth Services (05D)

National Objective: LMC

Initial Funding Date: 09/27/2016

Description:

This program assists primarily K - 2nd grade level at risk students, referred by the school district, for participation in an after school literacy program.

Financing

	Fund Type	Grant Year	Grant	Funded Amount	Drawn In Program Year	Drawn Thru Program Year
CDBG	EN	2016	B16MC060588	\$3,979.68	\$0.00	\$3,979.68
Total	Total			\$3,979.68	\$0.00	\$3,979.68

Proposed Accomplishments

People (General) : 25

Actual Accomplishments

Number assisted:

	Owner		Renter		Total		Person	
	Total	Hispanic	Total	Hispanic	Total	Hispanic	Total	Hispanic
White:	0	0	0	0	0	0	16	10
Black/African American:	0	0	0	0	0	0	5	0
Asian:	0	0	0	0	0	0	0	0
American Indian/Alaskan Native:	0	0	0	0	0	0	0	0
Native Hawaiian/Other Pacific Islander:	0	0	0	0	0	0	0	0
American Indian/Alaskan Native & White:	0	0	0	0	0	0	0	0
Asian White:	0	0	0	0	0	0	0	0
Black/African American & White:	0	0	0	0	0	0	0	0
American Indian/Alaskan Native & Black/African American:	0	0	0	0	0	0	0	0
Other multi-racial:	0	0	0	0	0	0	3	0
Asian/Pacific Islander:	0	0	0	0	0	0	0	0
Hispanic:	0	0	0	0	0	0	0	0
Total:	0	0	0	0	0	0	24	10
Female-headed Households:	0		0		0			



U.S. Department of Housing and Urban Development
Office of Community Planning and Development
Integrated Disbursement and Information System
CDBG Activity Summary Report (GPR) for Program Year 2017
APPLE VALLEY

Date: 03-Sep-2018

Time: 18:29

Page: 31

Income Category:

	Owner	Renter	Total	Person
Extremely Low	0	0	0	18
Low Mod	0	0	0	4
Moderate	0	0	0	1
Non Low Moderate	0	0	0	1
Total	0	0	0	24
Percent Low/Mod				95.8%

Annual Accomplishments

Years	Accomplishment Narrative	# Benefitting
2016	This program assists at risk youth (K-2) in developing reading, writing and math skills. 1st quarter- 18 youth assisted. Total for year- 24 unduplicated students.	



U.S. Department of Housing and Urban Development
 Office of Community Planning and Development
 Integrated Disbursement and Information System
 CDBG Activity Summary Report (GPR) for Program Year 2017
 APPLE VALLEY

Date: 03-Sep-2018
 Time: 18:29
 Page: 32

PGM Year: 2016
Project: 0002 - 2016-2 CDBG Public Service Projects
IDIS Activity: 691 - Orenda Transportation and Program Services

Status: Completed 8/8/2017 12:00:00 AM **Objective:** Create suitable living environments
Location: 21468 Chimayo Rd Apple Valley, CA 92308-7791 **Outcome:** Availability/accessibility
Matrix Code: Transportation Services (05E) **National Objective:** LMC

Initial Funding Date: 09/27/2016

Description:
 This program will provide transportation services to veterans and service members participating in the Orenda House programs or are referred by partner agencies. Transportation services will include transport to medical, judicial, human services and employment locations.

Financing

	Fund Type	Grant Year	Grant	Funded Amount	Drawn In Program Year	Drawn Thru Program Year
CDBG	EN	2016	B16MC060588	\$615.25	\$0.00	\$615.25
Total	Total			\$615.25	\$0.00	\$615.25

Proposed Accomplishments

People (General) : 23

Actual Accomplishments

Number assisted:

	Owner		Renter		Total		Person	
	Total	Hispanic	Total	Hispanic	Total	Hispanic	Total	Hispanic
White:	0	0	0	0	0	0	12	1
Black/African American:	0	0	0	0	0	0	1	0
Asian:	0	0	0	0	0	0	0	0
American Indian/Alaskan Native:	0	0	0	0	0	0	1	1
Native Hawaiian/Other Pacific Islander:	0	0	0	0	0	0	0	0
American Indian/Alaskan Native & White:	0	0	0	0	0	0	0	0
Asian White:	0	0	0	0	0	0	0	0
Black/African American & White:	0	0	0	0	0	0	0	0
American Indian/Alaskan Native & Black/African American:	0	0	0	0	0	0	0	0
Other multi-racial:	0	0	0	0	0	0	0	0
Asian/Pacific Islander:	0	0	0	0	0	0	0	0
Hispanic:	0	0	0	0	0	0	0	0
Total:	0	0	0	0	0	0	14	2
Female-headed Households:	0		0		0			



U.S. Department of Housing and Urban Development
Office of Community Planning and Development
Integrated Disbursement and Information System
CDBG Activity Summary Report (GPR) for Program Year 2017
APPLE VALLEY

Date: 03-Sep-2018

Time: 18:29

Page: 33

Income Category:

	Owner	Renter	Total	Person
Extremely Low	0	0	0	9
Low Mod	0	0	0	3
Moderate	0	0	0	2
Non Low Moderate	0	0	0	0
Total	0	0	0	14
Percent Low/Mod				100.0%

Annual Accomplishments

Years	Accomplishment Narrative	# Benefiting
2016	Transportation services were provided to 14 veterans to transport them to medical, legal and other human services locations.	



U.S. Department of Housing and Urban Development
 Office of Community Planning and Development
 Integrated Disbursement and Information System
 CDBG Activity Summary Report (GPR) for Program Year 2017
 APPLE VALLEY

Date: 03-Sep-2018
 Time: 18:29
 Page: 34

PGM Year: 2016
Project: 0003 - 2016-3 Capital Improvements
IDIS Activity: 692 - Thunderbird Park Restroom Project

Status: Completed 7/17/2017 12:00:00 AM
Location: 20700 Wichita Road Apple Valley, CA 92307-3061

Objective: Create suitable living environments
Outcome: Availability/accessibility
Matrix Code: Parks, Recreational Facilities (03F) **National Objective:** LMA

Initial Funding Date: 10/03/2016

Description:

This project will provide a permanent accessible restroom

Financing

	Fund Type	Grant Year	Grant	Funded Amount	Drawn In Program Year	Drawn Thru Program Year
CDBG	EN	2016	B16MC060588	\$98,218.91	\$0.00	\$98,218.91
	PI			\$1,781.09	\$0.00	\$1,781.09
Total	Total			\$100,000.00	\$0.00	\$100,000.00

Proposed Accomplishments

Public Facilities : 1
 Total Population in Service Area: 4,655
 Census Tract Percent Low / Mod: 80.67

Annual Accomplishments

Years	Accomplishment Narrative	# Benefiting
2016	Restroom construction completed.	



U.S. Department of Housing and Urban Development
 Office of Community Planning and Development
 Integrated Disbursement and Information System
 CDBG Activity Summary Report (GPR) for Program Year 2017
 APPLE VALLEY

Date: 03-Sep-2018
 Time: 18:29
 Page: 35

PGM Year: 2016
Project: 0003 - 2016-3 Capital Improvements
IDIS Activity: 693 - James Woody Comm Ctr- Floors, Roof

Status: Open
Location: 13467 Navajo Rd Apple Valley, CA 92308-6529

Objective: Create suitable living environments
Outcome: Sustainability
Matrix Code: Parks, Recreational Facilities (03F)

National Objective: LMA

Initial Funding Date: 10/03/2016

Description:

This project provides for the refurbishing/repair of wooden activity floors and roof of James Woody gymnasium and auditorium.

Financing


	Fund Type	Grant Year	Grant	Funded Amount	Drawn In Program Year	Drawn Thru Program Year
CDBG	EN	2015	B15MC060588	\$2,500.00	\$0.00	\$2,500.00
		2016	B16MC060588	\$20,000.00	\$524.29	\$1,306.84
Total	Total			\$22,500.00	\$524.29	\$3,806.84

Proposed Accomplishments

Public Facilities : 1
 Total Population in Service Area: 24,185
 Census Tract Percent Low / Mod: 62.44

Annual Accomplishments

Years	Accomplishment Narrative	# Benefiting
2016	Floors almost complete. Roof to be completed by end of summer 2017.	



U.S. Department of Housing and Urban Development
 Office of Community Planning and Development
 Integrated Disbursement and Information System
 CDBG Activity Summary Report (GPR) for Program Year 2017
 APPLE VALLEY

Date: 03-Sep-2018
 Time: 18:29
 Page: 36

PGM Year: 2014
Project: 0004 - 2014-4 AV CDBG Residential Rehabilitation Loan Program- RRLP
IDIS Activity: 713 - Etter,R/Dwiers,L

Status: Completed 7/6/2017 12:00:00 AM **Objective:** Create suitable living environments
Location: 11414 Serra Rd Spc 25 Apple Valley, CA 92308-7748 **Outcome:** Sustainability
Matrix Code: Rehab; Single-Unit Residential (14A) **National Objective:** LMH

Initial Funding Date: 01/30/2017

Description:
 0%, 10 year deferred forgivable loan to assist low income homeowners with necessary repairs to their manufactured homes.

Financing

	Fund Type	Grant Year	Grant	Funded Amount	Drawn In Program Year	Drawn Thru Program Year
CDBG	EN	Pre-2015		\$11,826.11	\$0.00	\$0.00
		2014	B14MC060588		\$0.00	\$11,826.11
Total	Total			\$11,826.11	\$0.00	\$11,826.11

Proposed Accomplishments

Housing Units : 1

Actual Accomplishments

Number assisted:

	Owner		Renter		Total		Person	
	Total	Hispanic	Total	Hispanic	Total	Hispanic	Total	Hispanic
White:	1	0	0	0	1	0	0	0
Black/African American:	0	0	0	0	0	0	0	0
Asian:	0	0	0	0	0	0	0	0
American Indian/Alaskan Native:	0	0	0	0	0	0	0	0
Native Hawaiian/Other Pacific Islander:	0	0	0	0	0	0	0	0
American Indian/Alaskan Native & White:	0	0	0	0	0	0	0	0
Asian White:	0	0	0	0	0	0	0	0
Black/African American & White:	0	0	0	0	0	0	0	0
American Indian/Alaskan Native & Black/African American:	0	0	0	0	0	0	0	0
Other multi-racial:	0	0	0	0	0	0	0	0
Asian/Pacific Islander:	0	0	0	0	0	0	0	0
Hispanic:	0	0	0	0	0	0	0	0
Total:	1	0	0	0	1	0	0	0
Female-headed Households:	0		0		0			



U.S. Department of Housing and Urban Development
Office of Community Planning and Development
Integrated Disbursement and Information System
CDBG Activity Summary Report (GPR) for Program Year 2017
APPLE VALLEY


Date: 03-Sep-2018
Time: 18:29
Page: 37

Income Category:

	Owner	Renter	Total	Person
Extremely Low	0	0	0	0
Low Mod	1	0	1	0
Moderate	0	0	0	0
Non Low Moderate	0	0	0	0
Total	1	0	1	0
Percent Low/Mod	100.0%		100.0%	

Annual Accomplishments

Years	Accomplishment Narrative	# Benefitting
2016	Provided deferred interest free loan to family of Very Low to Low Income occupying their residence to make home repairs	



U.S. Department of Housing and Urban Development
 Office of Community Planning and Development
 Integrated Disbursement and Information System
 CDBG Activity Summary Report (GPR) for Program Year 2017
 APPLE VALLEY

Date: 03-Sep-2018
 Time: 18:29
 Page: 38

PGM Year: 2016
Project: 0004 - 2016-4 AV CDBG Residential Rehabilitation Loan Program- RRLP
IDIS Activity: 734 - Luizzi,R

Status: Completed 7/6/2017 12:00:00 AM **Objective:** Create suitable living environments
Location: 15455 Wichita Rd 14955 Dale Evans Pkwy Apple Valley, CA 92307-3015 **Outcome:** Sustainability
Matrix Code: Rehab; Single-Unit Residential (14A) **National Objective:** LMH

Initial Funding Date: 06/26/2017

Description:
 0%, 30 year deferred loan to assist low income homeowners with necessary repairs to their homes.

Financing

	Fund Type	Grant Year	Grant	Funded Amount	Drawn In Program Year	Drawn Thru Program Year
CDBG	EN	Pre-2015		\$14,393.74	\$0.00	\$0.00
		2014	B14MC060588		\$0.00	\$14,393.74
Total	Total			\$14,393.74	\$0.00	\$14,393.74


Proposed Accomplishments

Housing Units : 1

Actual Accomplishments

Number assisted:

	Owner		Renter		Total		Person	
	Total	Hispanic	Total	Hispanic	Total	Hispanic	Total	Hispanic
White:	1	0	0	0	1	0	0	0
Black/African American:	0	0	0	0	0	0	0	0
Asian:	0	0	0	0	0	0	0	0
American Indian/Alaskan Native:	0	0	0	0	0	0	0	0
Native Hawaiian/Other Pacific Islander:	0	0	0	0	0	0	0	0
American Indian/Alaskan Native & White:	0	0	0	0	0	0	0	0
Asian White:	0	0	0	0	0	0	0	0
Black/African American & White:	0	0	0	0	0	0	0	0
American Indian/Alaskan Native & Black/African American:	0	0	0	0	0	0	0	0
Other multi-racial:	0	0	0	0	0	0	0	0
Asian/Pacific Islander:	0	0	0	0	0	0	0	0
Hispanic:	0	0	0	0	0	0	0	0
Total:	1	0	0	0	1	0	0	0
Female-headed Households:	0		0		0			



U.S. Department of Housing and Urban Development
Office of Community Planning and Development
Integrated Disbursement and Information System
CDBG Activity Summary Report (GPR) for Program Year 2017
APPLE VALLEY

Date: 03-Sep-2018

Time: 18:29

Page: 39

Income Category:

	Owner	Renter	Total	Person
Extremely Low	0	0	0	0
Low Mod	1	0	1	0
Moderate	0	0	0	0
Non Low Moderate	0	0	0	0
Total	1	0	1	0
Percent Low/Mod	100.0%		100.0%	

Annual Accomplishments

Years	Accomplishment Narrative	# Benefitting
2016	Provided deferred interest free loan to family of Very Low to Low Income occupying their residence to make necessary home repairs	



U.S. Department of Housing and Urban Development
 Office of Community Planning and Development
 Integrated Disbursement and Information System
 CDBG Activity Summary Report (GPR) for Program Year 2017
 APPLE VALLEY

Date: 03-Sep-2018
 Time: 18:29
 Page: 40

PGM Year: 2016
Project: 0004 - 2016-4 AV CDBG Residential Rehabilitation Loan Program- RRLP
IDIS Activity: 735 - Freitas, T

Status: Completed 7/17/2017 12:00:00 AM **Objective:** Create suitable living environments
Location: 11414 Serra Rd Spc 27 Apple Valley, CA 92308-7748 **Outcome:** Sustainability
Matrix Code: Rehab; Single-Unit Residential (14A) **National Objective:** LMH

Initial Funding Date: 06/29/2017

Description:

0%, 10 year deferred forgivable loan to assist low income homeowners with necessary repairs to their manufactured homes.

Financing

	Fund Type	Grant Year	Grant	Funded Amount	Drawn In Program Year	Drawn Thru Program Year
CDBG	EN	Pre-2015		\$13,504.77	\$0.00	\$0.00
		2014	B14MC060588		\$13,504.77	\$13,504.77
Total	Total			\$13,504.77	\$13,504.77	\$13,504.77

Proposed Accomplishments

Housing Units : 1

Actual Accomplishments

Number assisted:

	Owner		Renter		Total		Person	
	Total	Hispanic	Total	Hispanic	Total	Hispanic	Total	Hispanic
White:	1	0	0	0	1	0	0	0
Black/African American:	0	0	0	0	0	0	0	0
Asian:	0	0	0	0	0	0	0	0
American Indian/Alaskan Native:	0	0	0	0	0	0	0	0
Native Hawaiian/Other Pacific Islander:	0	0	0	0	0	0	0	0
American Indian/Alaskan Native & White:	0	0	0	0	0	0	0	0
Asian White:	0	0	0	0	0	0	0	0
Black/African American & White:	0	0	0	0	0	0	0	0
American Indian/Alaskan Native & Black/African American:	0	0	0	0	0	0	0	0
Other multi-racial:	0	0	0	0	0	0	0	0
Asian/Pacific Islander:	0	0	0	0	0	0	0	0
Hispanic:	0	0	0	0	0	0	0	0
Total:	1	0	0	0	1	0	0	0
Female-headed Households:	0		0		0			



U.S. Department of Housing and Urban Development
Office of Community Planning and Development
Integrated Disbursement and Information System
CDBG Activity Summary Report (GPR) for Program Year 2017
APPLE VALLEY

Date: 03-Sep-2018

Time: 18:29

Page: 41

Income Category:

	Owner	Renter	Total	Person
Extremely Low	0	0	0	0
Low Mod	1	0	1	0
Moderate	0	0	0	0
Non Low Moderate	0	0	0	0
Total	1	0	1	0
Percent Low/Mod	100.0%		100.0%	

Annual Accomplishments

Years	Accomplishment Narrative	# Benefitting
2016	Provided grant to income eligible homeowners of manufactured homes on leased land to make necessary home repairs to their primary residence.	



U.S. Department of Housing and Urban Development
 Office of Community Planning and Development
 Integrated Disbursement and Information System
 CDBG Activity Summary Report (GPR) for Program Year 2017
 APPLE VALLEY

Date: 03-Sep-2018
 Time: 18:29
 Page: 42

PGM Year: 2014
Project: 0004 - 2014-4 AV CDBG Residential Rehabilitation Loan Program- RRLP
IDIS Activity: 736 - Myrick, S

Status: Completed 7/17/2017 12:00:00 AM **Objective:** Create suitable living environments
Location: 11414 Serra Rd Apple Valley, CA 92308-5925 **Outcome:** Sustainability
Matrix Code: Rehab; Single-Unit Residential (14A) **National Objective:** LMH

Initial Funding Date: 07/05/2017

Description:
 0%, 10 year deferred forgivable loan to assist low income homeowners with necessary repairs to their manufactured homes

Financing

	Fund Type	Grant Year	Grant	Funded Amount	Drawn In Program Year	Drawn Thru Program Year
CDBG	EN	Pre-2015		\$11,604.83	\$0.00	\$0.00
		2014	B14MC060588		\$0.00	\$11,604.83
Total	Total			\$11,604.83	\$0.00	\$11,604.83

Proposed Accomplishments

Housing Units : 1

Actual Accomplishments

Number assisted:

	Owner		Renter		Total		Person	
	Total	Hispanic	Total	Hispanic	Total	Hispanic	Total	Hispanic
White:	1	0	0	0	1	0	0	0
Black/African American:	0	0	0	0	0	0	0	0
Asian:	0	0	0	0	0	0	0	0
American Indian/Alaskan Native:	0	0	0	0	0	0	0	0
Native Hawaiian/Other Pacific Islander:	0	0	0	0	0	0	0	0
American Indian/Alaskan Native & White:	0	0	0	0	0	0	0	0
Asian White:	0	0	0	0	0	0	0	0
Black/African American & White:	0	0	0	0	0	0	0	0
American Indian/Alaskan Native & Black/African American:	0	0	0	0	0	0	0	0
Other multi-racial:	0	0	0	0	0	0	0	0
Asian/Pacific Islander:	0	0	0	0	0	0	0	0
Hispanic:	0	0	0	0	0	0	0	0
Total:	1	0	0	0	1	0	0	0
Female-headed Households:	0		0		0			



U.S. Department of Housing and Urban Development
Office of Community Planning and Development
Integrated Disbursement and Information System
CDBG Activity Summary Report (GPR) for Program Year 2017
APPLE VALLEY

Date: 03-Sep-2018

Time: 18:29


Page: 43

Income Category:

	Owner	Renter	Total	Person
Extremely Low	0	0	0	0
Low Mod	0	0	0	0
Moderate	1	0	1	0
Non Low Moderate	0	0	0	0
Total	1	0	1	0
Percent Low/Mod	100.0%		100.0%	

Annual Accomplishments

Years	Accomplishment Narrative	# Benefitting
2016	Provided forgivable loan to income eligible homeowners of manufactured homes on leased land to make necessary home repairs to their primary residence.	



U.S. Department of Housing and Urban Development
 Office of Community Planning and Development
 Integrated Disbursement and Information System
 CDBG Activity Summary Report (GPR) for Program Year 2017
 APPLE VALLEY

Date: 03-Sep-2018
 Time: 18:29
 Page: 44

PGM Year: 2014
Project: 0004 - 2014-4 AV CDBG Residential Rehabilitation Loan Program- RRLP
IDIS Activity: 737 - Thomason, D

Status: Completed 7/17/2017 12:00:00 AM **Objective:** Create suitable living environments
Location: 21621 Sandia Rd Spc 89 Apple Valley, CA 92308-5213 **Outcome:** Sustainability
Matrix Code: Rehab; Single-Unit Residential (14A) **National Objective:** LMH

Initial Funding Date: 07/05/2017

Description:
 0%, 10 year deferred forgivable loan to assist low income homeowners with necessary repairs to their manufactured homes.

Financing

	Fund Type	Grant Year	Grant	Funded Amount	Drawn In Program Year	Drawn Thru Program Year
CDBG	EN	Pre-2015		\$8,946.97	\$0.00	\$0.00
		2014	B14MC060588		\$0.00	\$8,946.97
Total	Total			\$8,946.97	\$0.00	\$8,946.97


Proposed Accomplishments

Housing Units : 1

Actual Accomplishments

Number assisted:

	Owner		Renter		Total		Person	
	Total	Hispanic	Total	Hispanic	Total	Hispanic	Total	Hispanic
White:	1	0	0	0	1	0	0	0
Black/African American:	0	0	0	0	0	0	0	0
Asian:	0	0	0	0	0	0	0	0
American Indian/Alaskan Native:	0	0	0	0	0	0	0	0
Native Hawaiian/Other Pacific Islander:	0	0	0	0	0	0	0	0
American Indian/Alaskan Native & White:	0	0	0	0	0	0	0	0
Asian White:	0	0	0	0	0	0	0	0
Black/African American & White:	0	0	0	0	0	0	0	0
American Indian/Alaskan Native & Black/African American:	0	0	0	0	0	0	0	0
Other multi-racial:	0	0	0	0	0	0	0	0
Asian/Pacific Islander:	0	0	0	0	0	0	0	0
Hispanic:	0	0	0	0	0	0	0	0
Total:	1	0	0	0	1	0	0	0
Female-headed Households:	0		0		0			



U.S. Department of Housing and Urban Development
Office of Community Planning and Development
Integrated Disbursement and Information System
CDBG Activity Summary Report (GPR) for Program Year 2017
APPLE VALLEY

Date: 03-Sep-2018

Time: 18:29

Page: 45

Income Category:

	Owner	Renter	Total	Person
Extremely Low	0	0	0	0
Low Mod	0	0	0	0
Moderate	1	0	1	0
Non Low Moderate	0	0	0	0
Total	1	0	1	0
Percent Low/Mod	100.0%		100.0%	

Annual Accomplishments

Years	Accomplishment Narrative	# Benefitting
2016	Provided forgivable loan to income eligible homeowners of manufactured homes on leased land to make necessary home repairs to their primary residence.	



U.S. Department of Housing and Urban Development
 Office of Community Planning and Development
 Integrated Disbursement and Information System
 CDBG Activity Summary Report (GPR) for Program Year 2017
 APPLE VALLEY

Date: 03-Sep-2018
 Time: 18:29
 Page: 46

PGM Year: 2014
Project: 0004 - 2014-4 AV CDBG Residential Rehabilitation Loan Program- RRLP
IDIS Activity: 738 - Frazier, T

Status: Completed 7/17/2017 12:00:00 AM **Objective:** Create suitable living environments
Location: 21621 Sandia Rd Spc 145 Apple Valley, CA 92308-5216 **Outcome:** Sustainability
Matrix Code: Rehab; Single-Unit Residential (14A) **National Objective:** LMH

Initial Funding Date: 07/05/2017

Description:

0%, 10 year deferred forgivable loan to assist low income homeowners with necessary repairs to their manufactured homes.

Financing

	Fund Type	Grant Year	Grant	Funded Amount	Drawn In Program Year	Drawn Thru Program Year
CDBG	EN	Pre-2015		\$12,326.43	\$0.00	\$0.00
		2014	B14MC060588		\$0.00	\$12,326.43
Total	Total			\$12,326.43	\$0.00	\$12,326.43

Proposed Accomplishments

Housing Units : 1

Actual Accomplishments

Number assisted:

	Owner		Renter		Total		Person	
	Total	Hispanic	Total	Hispanic	Total	Hispanic	Total	Hispanic
White:	1	0	0	0	1	0	0	0
Black/African American:	0	0	0	0	0	0	0	0
Asian:	0	0	0	0	0	0	0	0
American Indian/Alaskan Native:	0	0	0	0	0	0	0	0
Native Hawaiian/Other Pacific Islander:	0	0	0	0	0	0	0	0
American Indian/Alaskan Native & White:	0	0	0	0	0	0	0	0
Asian White:	0	0	0	0	0	0	0	0
Black/African American & White:	0	0	0	0	0	0	0	0
American Indian/Alaskan Native & Black/African American:	0	0	0	0	0	0	0	0
Other multi-racial:	0	0	0	0	0	0	0	0
Asian/Pacific Islander:	0	0	0	0	0	0	0	0
Hispanic:	0	0	0	0	0	0	0	0
Total:	1	0	0	0	1	0	0	0
Female-headed Households:	0		0		0			



U.S. Department of Housing and Urban Development
Office of Community Planning and Development
Integrated Disbursement and Information System
CDBG Activity Summary Report (GPR) for Program Year 2017
APPLE VALLEY

Date: 03-Sep-2018

Time: 18:29

Page: 47

Income Category:

	Owner	Renter	Total	Person
Extremely Low	0	0	0	0
Low Mod	1	0	1	0
Moderate	0	0	0	0
Non Low Moderate	0	0	0	0
Total	1	0	1	0
Percent Low/Mod	100.0%		100.0%	

Annual Accomplishments

Years	Accomplishment Narrative	# Benefitting
2016	Provided forgivable loan to income eligible homeowners of manufactured homes on leased land to make necessary home repairs to their primary residence.	



U.S. Department of Housing and Urban Development
 Office of Community Planning and Development
 Integrated Disbursement and Information System
 CDBG Activity Summary Report (GPR) for Program Year 2017
 APPLE VALLEY

Date: 03-Sep-2018
 Time: 18:29
 Page: 48

PGM Year: 2017
Project: 0001 - Assistance League of Victor Valley
IDIS Activity: 739 - Operation School Bell

Status: Open
Location: 22021 US Highway 18 Apple Valley, CA 92307-3997

Objective: Create suitable living environments
Outcome: Availability/accessibility
Matrix Code: Youth Services (05D)

National Objective: LMC

Initial Funding Date: 11/21/2017

Description:

Program provides new clothing to youth identified by school personnel as being inadequately clothed to attend class.

Financing

	Fund Type	Grant Year	Grant	Funded Amount	Drawn In Program Year	Drawn Thru Program Year
CDBG	EN	2017	B17MC060588	\$12,500.00	\$12,500.00	\$12,500.00
Total	Total			\$12,500.00	\$12,500.00	\$12,500.00

Proposed Accomplishments

People (General) : 100

Actual Accomplishments

Number assisted:

	Owner		Renter		Total		Person	
	Total	Hispanic	Total	Hispanic	Total	Hispanic	Total	Hispanic
White:	0	0	0	0	0	0	301	182
Black/African American:	0	0	0	0	0	0	72	5
Asian:	0	0	0	0	0	0	2	0
American Indian/Alaskan Native:	0	0	0	0	0	0	2	2
Native Hawaiian/Other Pacific Islander:	0	0	0	0	0	0	3	0
American Indian/Alaskan Native & White:	0	0	0	0	0	0	1	1
Asian White:	0	0	0	0	0	0	2	0
Black/African American & White:	0	0	0	0	0	0	9	0
American Indian/Alaskan Native & Black/African American:	0	0	0	0	0	0	0	0
Other multi-racial:	0	0	0	0	0	0	35	27
Asian/Pacific Islander:	0	0	0	0	0	0	0	0
Hispanic:	0	0	0	0	0	0	0	0
Total:	0	0	0	0	0	0	427	217
Female-headed Households:	0		0		0			



U.S. Department of Housing and Urban Development
Office of Community Planning and Development
Integrated Disbursement and Information System
CDBG Activity Summary Report (GPR) for Program Year 2017
APPLE VALLEY


Date: 03-Sep-2018
Time: 18:29
Page: 49

Income Category:

	Owner	Renter	Total	Person
Extremely Low	0	0	0	373
Low Mod	0	0	0	33
Moderate	0	0	0	21
Non Low Moderate	0	0	0	0
Total	0	0	0	427
Percent Low/Mod				100.0%

Annual Accomplishments

Years	Accomplishment Narrative	# Benefitting
2017	1st Quarter - a total of 239 unduplicated persons received clothing assistance for school. 2nd Quarter - a total of 100 unduplicated persons received clothing assistance for school. 3rd Quarter - a total of 88 unduplicated persons received clothing assistance for school. 4th Quarter - a total of 0 unduplicated persons received clothing assistance for school. Total - a total of 427 unduplicated persons received clothing assistance for school.	



U.S. Department of Housing and Urban Development
 Office of Community Planning and Development
 Integrated Disbursement and Information System
 CDBG Activity Summary Report (GPR) for Program Year 2017
 APPLE VALLEY

Date: 03-Sep-2018
 Time: 18:29
 Page: 50

PGM Year: 2017
Project: 0002 - High Desert Homeless Services
IDIS Activity: 740 - HDHS Shelter Services

Status: Open
Location: 14049 Amargosa Rd Victorville, CA 92392-2493
Objective: Create suitable living environments
Outcome: Availability/accessibility
Matrix Code: Operating Costs of Homeless/AIDS Patients Programs (03T) **National Objective:** LMC

Initial Funding Date: 11/27/2017

Description:
 Program provides shelter and ancillary services to homeless.

Financing

	Fund Type	Grant Year	Grant	Funded Amount	Drawn In Program Year	Drawn Thru Program Year
CDBG	EN	2017	B17MC060588	\$6,250.00	\$6,250.00	\$6,250.00
	PI			\$6,250.00	\$6,250.00	\$6,250.00
Total	Total			\$12,500.00	\$12,500.00	\$12,500.00

Proposed Accomplishments

People (General) : 60

Actual Accomplishments

Number assisted:

	Owner		Renter		Total		Person	
	Total	Hispanic	Total	Hispanic	Total	Hispanic	Total	Hispanic
White:	0	0	0	0	0	0	34	9
Black/African American:	0	0	0	0	0	0	10	1
Asian:	0	0	0	0	0	0	1	0
American Indian/Alaskan Native:	0	0	0	0	0	0	0	0
Native Hawaiian/Other Pacific Islander:	0	0	0	0	0	0	0	0
American Indian/Alaskan Native & White:	0	0	0	0	0	0	1	1
Asian White:	0	0	0	0	0	0	0	0
Black/African American & White:	0	0	0	0	0	0	0	0
American Indian/Alaskan Native & Black/African American:	0	0	0	0	0	0	0	0
Other multi-racial:	0	0	0	0	0	0	3	1
Asian/Pacific Islander:	0	0	0	0	0	0	0	0
Hispanic:	0	0	0	0	0	0	0	0
Total:	0	0	0	0	0	0	49	12
Female-headed Households:	0		0		0			



U.S. Department of Housing and Urban Development
Office of Community Planning and Development
Integrated Disbursement and Information System
CDBG Activity Summary Report (GPR) for Program Year 2017
APPLE VALLEY

Date: 03-Sep-2018

Time: 18:29


Page: 51

Income Category:

	Owner	Renter	Total	Person
Extremely Low	0	0	0	49
Low Mod	0	0	0	0
Moderate	0	0	0	0
Non Low Moderate	0	0	0	0
Total	0	0	0	49
Percent Low/Mod				100.0%

Annual Accomplishments

Years	Accomplishment Narrative	# Benefitting
2017	1st Quarter - a total of 18 unduplicated residents were provided shelter and shelter services. 2nd Quarter - a total of 15 unduplicated residents were provided shelter and shelter services. 3rd Quarter - a total of 3 unduplicated residents were provided shelter and shelter services. 4th Quarter - a total of 13 unduplicated residents were provided shelter and shelter services. Total - a total of 49 unduplicated residents were provided shelter and shelter services.	



U.S. Department of Housing and Urban Development
 Office of Community Planning and Development
 Integrated Disbursement and Information System
 CDBG Activity Summary Report (GPR) for Program Year 2017
 APPLE VALLEY

Date: 03-Sep-2018
 Time: 18:29
 Page: 52

PGM Year: 2017
Project: 0003 - Church for Whosoever
IDIS Activity: 741 - CFW Literacy Center

Status: Open
Location: 18628 Seneca Rd Apple Valley, CA 92307-5332

Objective: Create economic opportunities
Outcome: Availability/accessibility
Matrix Code: Youth Services (05D) **National Objective:** LMC

Initial Funding Date: 11/27/2017

Description:
 Program provides tutoring in language, math and computer skills to at risk youth primarily K - 2 grade levels.

Financing

	Fund Type	Grant Year	Grant	Funded Amount	Drawn In Program Year	Drawn Thru Program Year
CDBG	EN	2017	B17MC060588	\$1,149.51	\$971.75	\$971.75
	PI			\$2,850.49	\$2,850.49	\$2,850.49
Total	Total			\$4,000.00	\$3,822.24	\$3,822.24

Proposed Accomplishments

People (General) : 20

Actual Accomplishments

Number assisted:

	Owner		Renter		Total		Person	
	Total	Hispanic	Total	Hispanic	Total	Hispanic	Total	Hispanic
White:	0	0	0	0	0	0		0
Black/African American:	0	0	0	0	0	0	0	0
Asian:	0	0	0	0	0	0	0	0
American Indian/Alaskan Native:	0	0	0	0	0	0	0	0
Native Hawaiian/Other Pacific Islander:	0	0	0	0	0	0	0	0
American Indian/Alaskan Native & White:	0	0	0	0	0	0	0	0
Asian White:	0	0	0	0	0	0	0	0
Black/African American & White:	0	0	0	0	0	0	0	0
American Indian/Alaskan Native & Black/African American:	0	0	0	0	0	0	0	0
Other multi-racial:	0	0	0	0	0	0	0	0
Asian/Pacific Islander:	0	0	0	0	0	0	0	0
Hispanic:	0	0	0	0	0	0	0	0
Total:	0	0	0	0	0	0	0	0
Female-headed Households:	0		0		0			



U.S. Department of Housing and Urban Development
Office of Community Planning and Development
Integrated Disbursement and Information System
CDBG Activity Summary Report (GPR) for Program Year 2017
APPLE VALLEY

Date: 03-Sep-2018

Time: 18:29

Page: 53

Income Category:

	Owner	Renter	Total	Person
Extremely Low	0	0	0	0
Low Mod	0	0	0	0
Moderate	0	0	0	0
Non Low Moderate	0	0	0	0
Total	0	0	0	0
Percent Low/Mod				

Annual Accomplishments

Years	Accomplishment Narrative	# Benefitting
2017	Thirteen children are attending through 2nd quarter.	



U.S. Department of Housing and Urban Development
 Office of Community Planning and Development
 Integrated Disbursement and Information System
 CDBG Activity Summary Report (GPR) for Program Year 2017
 APPLE VALLEY

Date: 03-Sep-2018
 Time: 18:29
 Page: 54

PGM Year: 2017
Project: 0004 - VV Domestic Violence
IDIS Activity: 742 - A Better Way

Status: Open
Location: 14114 Hesperia Rd Victorville, CA 92395-4512

Objective: Create suitable living environments
Outcome: Availability/accessibility
Matrix Code: Services for victims of domestic violence, dating violence, sexual assault or stalking (05G)

National Objective: LMC

Initial Funding Date: 11/27/2017

Description:

Program provides emergency shelter, transitional housing and outreach services to victims/families of domestic violence.

Financing

	Fund Type	Grant Year	Grant	Funded Amount	Drawn In Program Year	Drawn Thru Program Year
CDBG	EN	2017	B17MC060588	\$1,090.12	\$1,090.12	\$1,090.12
	PI			\$5,409.88	\$5,409.88	\$5,409.88
Total	Total			\$6,500.00	\$6,500.00	\$6,500.00

Proposed Accomplishments

People (General) : 40

Actual Accomplishments

Number assisted:

	Owner		Renter		Total		Person	
	Total	Hispanic	Total	Hispanic	Total	Hispanic	Total	Hispanic
White:	0	0	0	0	0	0	51	24
Black/African American:	0	0	0	0	0	0	6	0
Asian:	0	0	0	0	0	0	0	0
American Indian/Alaskan Native:	0	0	0	0	0	0	1	0
Native Hawaiian/Other Pacific Islander:	0	0	0	0	0	0	0	0
American Indian/Alaskan Native & White:	0	0	0	0	0	0	1	0
Asian White:	0	0	0	0	0	0	0	0
Black/African American & White:	0	0	0	0	0	0	0	0
American Indian/Alaskan Native & Black/African American:	0	0	0	0	0	0	0	0
Other multi-racial:	0	0	0	0	0	0	5	0
Asian/Pacific Islander:	0	0	0	0	0	0	0	0
Hispanic:	0	0	0	0	0	0	0	0
Total:	0	0	0	0	0	0	64	24

Female-headed Households: 0



U.S. Department of Housing and Urban Development
Office of Community Planning and Development
Integrated Disbursement and Information System
CDBG Activity Summary Report (GPR) for Program Year 2017
APPLE VALLEY

Date: 03-Sep-2018

Time: 18:29

Page: 55

Income Category:

	Owner	Renter	Total	Person
Extremely Low	0	0	0	0
Low Mod	0	0	0	64
Moderate	0	0	0	0
Non Low Moderate	0	0	0	0
Total	0	0	0	64
Percent Low/Mod				100.0%

Annual Accomplishments

Years	Accomplishment Narrative	# Benefitting
2017	<p>Day care services are provided to clientele children while parent attends court, participates in counseling and classes, secures employment and housing and prepares for self-sufficiency.</p> <p>1st Quarter - a total of 21 unduplicated persons were provided shelter and counseling services. 2nd Quarter - a total of 10 unduplicated persons were provided shelter and counseling services. 3rd Quarter - a total of 11 unduplicated persons were provided shelter and counseling services. 4th Quarter - a total of 22 unduplicated persons were provided shelter and counseling services.</p> <p>Total - a total of 64 unduplicated persons were provided shelter and counseling services.</p>	



U.S. Department of Housing and Urban Development
 Office of Community Planning and Development
 Integrated Disbursement and Information System
 CDBG Activity Summary Report (GPR) for Program Year 2017
 APPLE VALLEY

Date: 03-Sep-2018
 Time: 18:29
 Page: 56

PGM Year: 2017
Project: 0005 - SB County Library
IDIS Activity: 743 - Adult Literacy Program

Status: Open **Objective:** Create suitable living environments
Location: 14901 Dale Evans Pkwy Apple Valley, CA 92307-3061 **Outcome:** Availability/accessibility
Matrix Code: Employment Training (05H) **National Objective:** LMC

Initial Funding Date: 11/27/2017

Description:

Program provides free, confidential library based tutoring services to adult learners 17+, not currently enrolled in high school. Tutoring includes reading, computer skills, job search skills and parenting classes for parents with young children.

Financing

	Fund Type	Grant Year	Grant	Funded Amount	Drawn In Program Year	Drawn Thru Program Year
CDBG	PI			\$6,000.00	\$6,000.00	\$6,000.00
Total	Total			\$6,000.00	\$6,000.00	\$6,000.00

Proposed Accomplishments

People (General) : 20

Actual Accomplishments

Number assisted:

	Owner		Renter		Total		Person	
	Total	Hispanic	Total	Hispanic	Total	Hispanic	Total	Hispanic
White:	0	0	0	0	0	0	10	8
Black/African American:	0	0	0	0	0	0	2	0
Asian:	0	0	0	0	0	0	4	0
American Indian/Alaskan Native:	0	0	0	0	0	0	0	0
Native Hawaiian/Other Pacific Islander:	0	0	0	0	0	0	0	0
American Indian/Alaskan Native & White:	0	0	0	0	0	0	0	0
Asian White:	0	0	0	0	0	0	0	0
Black/African American & White:	0	0	0	0	0	0	0	0
American Indian/Alaskan Native & Black/African American:	0	0	0	0	0	0	0	0
Other multi-racial:	0	0	0	0	0	0	1	0
Asian/Pacific Islander:	0	0	0	0	0	0	0	0
Hispanic:	0	0	0	0	0	0	0	0
Total:	0	0	0	0	0	0	17	8
Female-headed Households:	0		0		0			



U.S. Department of Housing and Urban Development
Office of Community Planning and Development
Integrated Disbursement and Information System
CDBG Activity Summary Report (GPR) for Program Year 2017
APPLE VALLEY

Date: 03-Sep-2018

Time: 18:29

Page: 57

Income Category:

	Owner	Renter	Total	Person
Extremely Low	0	0	0	6
Low Mod	0	0	0	5
Moderate	0	0	0	4
Non Low Moderate	0	0	0	2
Total	0	0	0	17
Percent Low/Mod				88.2%

Annual Accomplishments

Years	Accomplishment Narrative	# Benefiting
2017	1st Quarter - a total of 8 unduplicated residents received services 2nd Quarter - a total of 4 unduplicated persons received services 3rd Quarter - a total of 4 unduplicated persons received services 4th Quarter - a total of 1 unduplicated persons received services Total - 17 unduplicated persons	



U.S. Department of Housing and Urban Development
 Office of Community Planning and Development
 Integrated Disbursement and Information System
 CDBG Activity Summary Report (GPR) for Program Year 2017
 APPLE VALLEY

Date: 03-Sep-2018
 Time: 18:29
 Page: 58

PGM Year: 2017
Project: 0006 - VV Community Services Council
IDIS Activity: 744 - Senior/Adult Disabled Needs Program

Status: Open
Location: 16692 Mojave Dr Victorville, CA 92395-3863

Objective: Create suitable living environments
Outcome: Availability/accessibility
Matrix Code: Senior Services (05A)

National Objective: LMC

Initial Funding Date: 11/27/2017

Description:

Program provides free minor home repairs related to healthsafety issues; transportation provided to necessary locations; comfort visits to homebound and residents of care facilities.

Financing

	Fund Type	Grant Year	Grant	Funded Amount	Drawn In Program Year	Drawn Thru Program Year
CDBG	EN	2017	B17MC060588	\$7,792.89	\$7,538.68	\$7,538.68
	PI			\$2,207.11	\$2,207.11	\$2,207.11
Total	Total			\$10,000.00	\$9,745.79	\$9,745.79

Proposed Accomplishments

People (General) : 90

Actual Accomplishments

Number assisted:

	Owner		Renter		Total		Person	
	Total	Hispanic	Total	Hispanic	Total	Hispanic	Total	Hispanic
White:	0	0	0	0	0	0	40	8
Black/African American:	0	0	0	0	0	0	9	0
Asian:	0	0	0	0	0	0	1	0
American Indian/Alaskan Native:	0	0	0	0	0	0	1	0
Native Hawaiian/Other Pacific Islander:	0	0	0	0	0	0	0	0
American Indian/Alaskan Native & White:	0	0	0	0	0	0	0	0
Asian White:	0	0	0	0	0	0	0	0
Black/African American & White:	0	0	0	0	0	0	0	0
American Indian/Alaskan Native & Black/African American:	0	0	0	0	0	0	0	0
Other multi-racial:	0	0	0	0	0	0	0	0
Asian/Pacific Islander:	0	0	0	0	0	0	0	0
Hispanic:	0	0	0	0	0	0	0	0
Total:	0	0	0	0	0	0	51	8

Female-headed Households:

0 0 0 0 0 0



U.S. Department of Housing and Urban Development
Office of Community Planning and Development
Integrated Disbursement and Information System
CDBG Activity Summary Report (GPR) for Program Year 2017
APPLE VALLEY

Date: 03-Sep-2018

Time: 18:29

Page: 59

Income Category:

	Owner	Renter	Total	Person
Extremely Low	0	0	0	0
Low Mod	0	0	0	51
Moderate	0	0	0	0
Non Low Moderate	0	0	0	0
Total	0	0	0	51
Percent Low/Mod				100.0%

Annual Accomplishments

Years	Accomplishment Narrative	# Benefitting
2017	<p>Seniors/adult disabled residents were provided with minor home repairs, transportation services and welfare visits. Staff attended resource networking meetings and distributed program brochures to providers and locations visited by seniors.</p> <p>1st Quarter - a total of 16 unduplicated persons received services. 2nd Quarter - a total of 15 unduplicated persons received services. 3rd Quarter - a total of 9 unduplicated persons received services. 4th Quarter - a total of 11 unduplicated persons received services.</p> <p>Total - a total of 51 unduplicated persons received services.</p>	



U.S. Department of Housing and Urban Development
 Office of Community Planning and Development
 Integrated Disbursement and Information System
 CDBG Activity Summary Report (GPR) for Program Year 2017
 APPLE VALLEY

Date: 03-Sep-2018
 Time: 18:29
 Page: 60

PGM Year: 2017
Project: 0007 - Family Assistance Program
IDIS Activity: 745 - Transitional Housing

Status: Open
Location: 16022 Sago Rd Apple Valley, CA 92307-2892

Objective: Create suitable living environments
Outcome: Availability/accessibility
Matrix Code: Services for victims of domestic violence, dating violence, sexual assault or stalking (05G)

National Objective: LMC

Initial Funding Date: 11/27/2017

Description:
 Program provides transitional housing for four families of domestic violence that have completed the shelter program and are ready to move toward independent living.

Financing

	Fund Type	Grant Year	Grant	Funded Amount	Drawn In Program Year	Drawn Thru Program Year
CDBG	EN	2017	B17MC060588	\$4,312.23	\$4,312.23	\$4,312.23
	PI			\$5,687.77	\$5,687.77	\$5,687.77
Total	Total			\$10,000.00	\$10,000.00	\$10,000.00

Proposed Accomplishments

People (General) : 6

Actual Accomplishments

Number assisted:

	Owner		Renter		Total		Person	
	Total	Hispanic	Total	Hispanic	Total	Hispanic	Total	Hispanic
White:	0	0	0	0	0	0	15	9
Black/African American:	0	0	0	0	0	0	0	0
Asian:	0	0	0	0	0	0	4	0
American Indian/Alaskan Native:	0	0	0	0	0	0	0	0
Native Hawaiian/Other Pacific Islander:	0	0	0	0	0	0	0	0
American Indian/Alaskan Native & White:	0	0	0	0	0	0	0	0
Asian White:	0	0	0	0	0	0	0	0
Black/African American & White:	0	0	0	0	0	0	0	0
American Indian/Alaskan Native & Black/African American:	0	0	0	0	0	0	0	0
Other multi-racial:	0	0	0	0	0	0	0	0
Asian/Pacific Islander:	0	0	0	0	0	0	0	0
Hispanic:	0	0	0	0	0	0	0	0
Total:	0	0	0	0	0	0	19	9

Female-headed Households: 0



U.S. Department of Housing and Urban Development
Office of Community Planning and Development
Integrated Disbursement and Information System
CDBG Activity Summary Report (GPR) for Program Year 2017
APPLE VALLEY

Date: 03-Sep-2018
Time: 18:29
Page: 61

Income Category:

	Owner	Renter	Total	Person
Extremely Low	0	0	0	0
Low Mod	0	0	0	19
Moderate	0	0	0	0
Non Low Moderate	0	0	0	0
Total	0	0	0	19
Percent Low/Mod				100.0%

Annual Accomplishments

Years	Accomplishment Narrative	# Benefitting
2017	Four unit duplex provides housing for victims of domestic violence and their children. 1st Quarter - a total of 13 unduplicated persons were assisted 2nd Quarter - a total of 3 unduplicated persons were assisted 3rd Quarter - a total of 3 unduplicated persons were assisted 4th Quarter - a total of 0 unduplicated persons were assisted Total - 19 unduplicated persons (10 households)	



U.S. Department of Housing and Urban Development
 Office of Community Planning and Development
 Integrated Disbursement and Information System
 CDBG Activity Summary Report (GPR) for Program Year 2017
 APPLE VALLEY

Date: 03-Sep-2018
 Time: 18:29
 Page: 62

PGM Year: 2017
Project: 0008 - Lutheran Social Services, So Cal
IDIS Activity: 746 - Our Children Project

Status: Open
Location: 22130 Ottawa Rd Apple Valley, CA 92308-6538
Objective: Create suitable living environments
Outcome: Availability/accessibility
Matrix Code: Abused and Neglected Children (05N) **National Objective:** LMC

Initial Funding Date: 11/27/2017

Description:

Program provides counseling and supportive services to child abuse victims and their parents/caregivers.

Financing

	Fund Type	Grant Year	Grant	Funded Amount	Drawn In Program Year	Drawn Thru Program Year
CDBG	EN	2017	B17MC060588	\$5,000.00	\$0.00	\$0.00
Total	Total			\$5,000.00	\$0.00	\$0.00

Proposed Accomplishments

People (General) : 288

Actual Accomplishments

Number assisted:

	Owner		Renter		Total		Person	
	Total	Hispanic	Total	Hispanic	Total	Hispanic	Total	Hispanic
White:	0	0	0	0	0	0		0
Black/African American:	0	0	0	0	0	0	0	0
Asian:	0	0	0	0	0	0	0	0
American Indian/Alaskan Native:	0	0	0	0	0	0	0	0
Native Hawaiian/Other Pacific Islander:	0	0	0	0	0	0	0	0
American Indian/Alaskan Native & White:	0	0	0	0	0	0	0	0
Asian White:	0	0	0	0	0	0	0	0
Black/African American & White:	0	0	0	0	0	0	0	0
American Indian/Alaskan Native & Black/African American:	0	0	0	0	0	0	0	0
Other multi-racial:	0	0	0	0	0	0	0	0
Asian/Pacific Islander:	0	0	0	0	0	0	0	0
Hispanic:	0	0	0	0	0	0	0	0
Total:	0	0	0	0	0	0	0	0
Female-headed Households:	0		0		0			



U.S. Department of Housing and Urban Development
Office of Community Planning and Development
Integrated Disbursement and Information System
CDBG Activity Summary Report (GPR) for Program Year 2017
APPLE VALLEY

Date: 03-Sep-2018

Time: 18:29

Page: 63

Income Category:

	Owner	Renter	Total	Person
Extremely Low	0	0	0	0
Low Mod	0	0	0	0
Moderate	0	0	0	0
Non Low Moderate	0	0	0	0
Total	0	0	0	0
Percent Low/Mod				

Annual Accomplishments

No data returned for this view. This might be because the applied filter excludes all data.



U.S. Department of Housing and Urban Development
 Office of Community Planning and Development
 Integrated Disbursement and Information System
 CDBG Activity Summary Report (GPR) for Program Year 2017
 APPLE VALLEY

Date: 03-Sep-2018
 Time: 18:29
 Page: 64

PGM Year: 2017
Project: 0009 - Inland Fair Housing and Mediation Board
IDIS Activity: 747 - Fair Housing Services (AFFH) Program

Status: Open
Location: 15428 Civic Drive # 225 Victorville, CA 92392

Objective: Create suitable living environments
Outcome: Availability/accessibility
Matrix Code: Fair Housing Activities (if CDBG, then subject to 15% cap) (05J) **National Objective:** LMCSV

Initial Funding Date: 11/27/2017

Description:

Program provides fair housing services and workshops to residents of Apple Valley.

Financing

	Fund Type	Grant Year	Grant	Funded Amount	Drawn In Program Year	Drawn Thru Program Year
CDBG	EN	2017	B17MC060588	\$5,826.03	\$5,826.03	\$5,826.03
	PI			\$4,173.97	\$4,173.97	\$4,173.97
Total	Total			\$10,000.00	\$10,000.00	\$10,000.00

Proposed Accomplishments

People (General) : 400

Actual Accomplishments

Number assisted:

	Owner		Renter		Total		Person	
	Total	Hispanic	Total	Hispanic	Total	Hispanic	Total	Hispanic
White:	0	0	0	0	0	0	43	16
Black/African American:	0	0	0	0	0	0	14	0
Asian:	0	0	0	0	0	0	0	0
American Indian/Alaskan Native:	0	0	0	0	0	0	0	0
Native Hawaiian/Other Pacific Islander:	0	0	0	0	0	0	0	0
American Indian/Alaskan Native & White:	0	0	0	0	0	0	0	0
Asian White:	0	0	0	0	0	0	0	0
Black/African American & White:	0	0	0	0	0	0	0	0
American Indian/Alaskan Native & Black/African American:	0	0	0	0	0	0	1	0
Other multi-racial:	0	0	0	0	0	0	2	0
Asian/Pacific Islander:	0	0	0	0	0	0	0	0
Hispanic:	0	0	0	0	0	0	0	0
Total:	0	0	0	0	0	0	60	16

Female-headed Households: 0



U.S. Department of Housing and Urban Development
Office of Community Planning and Development
Integrated Disbursement and Information System
CDBG Activity Summary Report (GPR) for Program Year 2017
APPLE VALLEY

Date: 03-Sep-2018

Time: 18:29


Page: 65

Income Category:

	Owner	Renter	Total	Person
Extremely Low	0	0	0	29
Low Mod	0	0	0	26
Moderate	0	0	0	2
Non Low Moderate	0	0	0	3
Total	0	0	0	60
Percent Low/Mod				95.0%

Annual Accomplishments

Years	Accomplishment Narrative	# Benefitting
2017	1st Quarter - 16 unduplicated persons were provided fair housing services. 2nd Quarter - 9 unduplicated persons were provided fair housing services. 3rd Quarter - 15 unduplicated persons were provided fair housing services. 4th Quarter - 20 unduplicated persons were provided fair housing services. Total - 60 unduplicated persons were provided fair housing services.	



U.S. Department of Housing and Urban Development
 Office of Community Planning and Development
 Integrated Disbursement and Information System
 CDBG Activity Summary Report (GPR) for Program Year 2017
 APPLE VALLEY

Date: 03-Sep-2018
 Time: 18:29
 Page: 66

PGM Year: 2017
Project: 0010 - *Moses House Ministries
IDIS Activity: 748 - Resources/Referrals for Families

Status: Open
Location: 15180 Anacapa Rd Victorville, CA 92392-2511

Objective: Create suitable living environments
Outcome: Availability/accessibility
Matrix Code: Health Services (05M) **National Objective:** LMC

Initial Funding Date: 11/27/2017

Description:

Program assists single mothers who are pregnant or with children under age of six.
 Services include counseling, resources and case management.

Financing

	Fund Type	Grant Year	Grant	Funded Amount	Drawn In Program Year	Drawn Thru Program Year
CDBG	EN	2017	B17MC060588	\$2,398.00	\$2,398.00	\$2,398.00
	PI			\$2,398.00	\$2,398.00	\$2,398.00
Total	Total			\$4,796.00	\$4,796.00	\$4,796.00

Proposed Accomplishments

People (General) : 425

Actual Accomplishments

Number assisted:

	Owner		Renter		Total		Person	
	Total	Hispanic	Total	Hispanic	Total	Hispanic	Total	Hispanic
White:	0	0	0	0	0	0	194	101
Black/African American:	0	0	0	0	0	0	100	0
Asian:	0	0	0	0	0	0	4	4
American Indian/Alaskan Native:	0	0	0	0	0	0	0	0
Native Hawaiian/Other Pacific Islander:	0	0	0	0	0	0	0	0
American Indian/Alaskan Native & White:	0	0	0	0	0	0	0	0
Asian White:	0	0	0	0	0	0	0	0
Black/African American & White:	0	0	0	0	0	0	0	0
American Indian/Alaskan Native & Black/African American:	0	0	0	0	0	0	0	0
Other multi-racial:	0	0	0	0	0	0	110	98
Asian/Pacific Islander:	0	0	0	0	0	0	0	0
Hispanic:	0	0	0	0	0	0	0	0
Total:	0	0	0	0	0	0	408	203



U.S. Department of Housing and Urban Development
 Office of Community Planning and Development
 Integrated Disbursement and Information System
 CDBG Activity Summary Report (GPR) for Program Year 2017
 APPLE VALLEY

Date: 03-Sep-2018
 Time: 18:29
 Page: 67

Female-headed Households: 0 0 0

Income Category:

	Owner	Renter	Total	Person
Extremely Low	0	0	0	323
Low Mod	0	0	0	40
Moderate	0	0	0	45
Non Low Moderate	0	0	0	0
Total	0	0	0	408
Percent Low/Mod				100.0%

Annual Accomplishments

Years	Accomplishment Narrative	# Benefiting
2017	<p>Moses House and Rose of Sharon provides accessibility to resources and referrals for families. These services are provided to parents who are pregnant or with children under the age of six.</p> <p>1st Quarter - a total of 121 unduplicated persons were provided assistance. 2nd Quarter - a total of 88 unduplicated persons were provided assistance. 3rd Quarter - a total of 119 unduplicated persons were provided assistance. 4th Quarter - a total of 80 unduplicated persons were provided assistance.</p> <p>Total - a total of 408 unduplicated persons were provided assistance.</p>	



U.S. Department of Housing and Urban Development
 Office of Community Planning and Development
 Integrated Disbursement and Information System
 CDBG Activity Summary Report (GPR) for Program Year 2017
 APPLE VALLEY

Date: 03-Sep-2018
 Time: 18:29
 Page: 68

PGM Year: 2017
Project: 0012 - Code Enforcement
IDIS Activity: 750 - Low Mod Area, Code Enforcement

Status: Open
Location: 14955 Dale Evans Pkwy Apple Valley, CA 92307-3061

Objective: Create suitable living environments
Outcome: Sustainability
Matrix Code: Code Enforcement (15)

National Objective: LMA

Initial Funding Date: 11/27/2017

Description:

Program will provide forcode enforcement in low mod census tract areas.

Financing

	Fund Type	Grant Year	Grant	Funded Amount	Drawn In Program Year	Drawn Thru Program Year
CDBG	EN	2017	B17MC060588	\$28,789.23	\$148.75	\$148.75
	PI			\$6,210.77	\$6,210.77	\$6,210.77
Total	Total			\$35,000.00	\$6,359.52	\$6,359.52

Proposed Accomplishments

People (General) : 1,000
 Total Population in Service Area: 34,805
 Census Tract Percent Low / Mod: 61.86

Annual Accomplishments

No data returned for this view. This might be because the applied filter excludes all data.



U.S. Department of Housing and Urban Development
 Office of Community Planning and Development
 Integrated Disbursement and Information System
 CDBG Activity Summary Report (GPR) for Program Year 2017
 APPLE VALLEY

Date: 03-Sep-2018
 Time: 18:29
 Page: 69

PGM Year: 2017
Project: 0013 - Economic Development and Housing Small Business Start up
IDIS Activity: 751 - Small Business/Entrepreneur Incubator Project

Status: Open **Objective:** Create economic opportunities
Location: 14955 Dale Evans Pkwy Apple Valley, CA 92307-3061 **Outcome:** Availability/accessibility
Matrix Code: Micro-Enterprise Assistance (18C) **National Objective:** LMJ

Initial Funding Date: 11/27/2017

Description:

Program will provide funding to design and construct an incubator office space for approximately 12 small business tenants, offering shared resources.

Financing

	Fund Type	Grant Year	Grant	Funded Amount	Drawn In Program Year	Drawn Thru Program Year
CDBG	EN	2017	B17MC060588	\$25,000.00	\$0.00	\$0.00
Total	Total			\$25,000.00	\$0.00	\$0.00

Proposed Accomplishments

Jobs : 1

Actual Accomplishments

Number assisted:

	Owner		Renter		Total		Person	
	Total	Hispanic	Total	Hispanic	Total	Hispanic	Total	Hispanic
White:	0	0	0	0	0	0		0
Black/African American:	0	0	0	0	0	0	0	0
Asian:	0	0	0	0	0	0	0	0
American Indian/Alaskan Native:	0	0	0	0	0	0	0	0
Native Hawaiian/Other Pacific Islander:	0	0	0	0	0	0	0	0
American Indian/Alaskan Native & White:	0	0	0	0	0	0	0	0
Asian White:	0	0	0	0	0	0	0	0
Black/African American & White:	0	0	0	0	0	0	0	0
American Indian/Alaskan Native & Black/African American:	0	0	0	0	0	0	0	0
Other multi-racial:	0	0	0	0	0	0	0	0
Asian/Pacific Islander:	0	0	0	0	0	0	0	0
Hispanic:	0	0	0	0	0	0	0	0
Total:	0	0	0	0	0	0	0	0
Female-headed Households:	0		0		0			



U.S. Department of Housing and Urban Development
Office of Community Planning and Development
Integrated Disbursement and Information System
CDBG Activity Summary Report (GPR) for Program Year 2017
APPLE VALLEY

Date: 03-Sep-2018

Time: 18:29

Page: 70

Income Category:

	Owner	Renter	Total	Person
Extremely Low	0	0	0	0
Low Mod	0	0	0	0
Moderate	0	0	0	0
Non Low Moderate	0	0	0	0
Total	0	0	0	0
Percent Low/Mod				

Annual Accomplishments

No data returned for this view. This might be because the applied filter excludes all data.



U.S. Department of Housing and Urban Development
 Office of Community Planning and Development
 Integrated Disbursement and Information System
 CDBG Activity Summary Report (GPR) for Program Year 2017
 APPLE VALLEY

Date: 03-Sep-2018
 Time: 18:29
 Page: 71

PGM Year: 2017
Project: 0014 - Park and Recreation James Woody Park Playground Structure
IDIS Activity: 752 - JW Park, Playground Structure Replacement

Status: Open
Location: 13467 Navajo Rd Apple Valley, CA 92308-6529

Objective: Create suitable living environments
Outcome: Sustainability
Matrix Code: Parks, Recreational Facilities (03F) **National Objective:** LMA

Initial Funding Date: 11/27/2017

Description:

Project will replace existing playground equipment that is now out of compliance with relevant codes.
 Location is northwest corner of park.

Financing

	Fund Type	Grant Year	Grant	Funded Amount	Drawn In Program Year	Drawn Thru Program Year
CDBG	EN	2017	B17MC060588	\$60,000.00	\$0.00	\$0.00
Total	Total			\$60,000.00	\$0.00	\$0.00

Proposed Accomplishments

Public Facilities : 1
 Total Population in Service Area: 21,780
 Census Tract Percent Low / Mod: 61.36

Annual Accomplishments

No data returned for this view. This might be because the applied filter excludes all data.



U.S. Department of Housing and Urban Development
 Office of Community Planning and Development
 Integrated Disbursement and Information System
 CDBG Activity Summary Report (GPR) for Program Year 2017
 APPLE VALLEY

Date: 03-Sep-2018
 Time: 18:29
 Page: 72

PGM Year: 2017
Project: 0015 - Community Development Administration/Monitoring
IDIS Activity: 753 - AV CDBG Administration

Status: Open
Location: ,
Objective:
Outcome:
Matrix Code: General Program Administration (21A) **National Objective:**

Initial Funding Date: 11/27/2017

Description:
 Funds used for the administration of the CDBG Program.

Financing

	Fund Type	Grant Year	Grant	Funded Amount	Drawn In Program Year	Drawn Thru Program Year
CDBG	EN	2017	B17MC060588	\$97,911.24	\$75,129.57	\$75,129.57
	PI			\$10,483.76	\$10,483.76	\$10,483.76
Total	Total			\$108,395.00	\$85,613.33	\$85,613.33

Proposed Accomplishments

Actual Accomplishments

Number assisted:

	Owner		Renter		Total		Person	
	Total	Hispanic	Total	Hispanic	Total	Hispanic	Total	Hispanic
White:					0	0		
Black/African American:					0	0		
Asian:					0	0		
American Indian/Alaskan Native:					0	0		
Native Hawaiian/Other Pacific Islander:					0	0		
American Indian/Alaskan Native & White:					0	0		
Asian White:					0	0		
Black/African American & White:					0	0		
American Indian/Alaskan Native & Black/African American:					0	0		
Other multi-racial:					0	0		
Asian/Pacific Islander:					0	0		
Hispanic:					0	0		
Total:	0	0	0	0	0	0	0	0
Female-headed Households:					0			



U.S. Department of Housing and Urban Development
Office of Community Planning and Development
Integrated Disbursement and Information System
CDBG Activity Summary Report (GPR) for Program Year 2017
APPLE VALLEY

Date: 03-Sep-2018

Time: 18:29

Page: 73

Income Category:

	Owner	Renter	Total	Person
Extremely Low			0	
Low Mod			0	
Moderate			0	
Non Low Moderate			0	
Total	0	0	0	0
Percent Low/Mod				

Annual Accomplishments

No data returned for this view. This might be because the applied filter excludes all data.



U.S. Department of Housing and Urban Development
 Office of Community Planning and Development
 Integrated Disbursement and Information System
 CDBG Activity Summary Report (GPR) for Program Year 2017
 APPLE VALLEY

Date: 03-Sep-2018
 Time: 18:29
 Page: 74

PGM Year: 2017
Project: 0017 - RRLP Administration (14H)
IDIS Activity: 754 - AV Rehab Administration 14H

Status: Open
Location: 14955 Dale Evans Pkwy Apple Valley, CA 92307-3061
Objective: Provide decent affordable housing
Outcome: Sustainability
Matrix Code: Rehabilitation Administration (14H) **National Objective:** LMC

Initial Funding Date: 11/27/2017

Description:

Funds are utilized to pay costs directly related to functions associated with the residential rehabilitation program that are not tied to an active file. Examples include: marketing, program workshops, warranty actions, subordination and payoff demands, monitoring, customer service and inquiries, contractor development, etc.

Financing

	Fund Type	Grant Year	Grant	Funded Amount	Drawn In Program Year	Drawn Thru Program Year
CDBG	EN	2017	B17MC060588	\$80,000.00	\$0.00	\$0.00
Total	Total			\$80,000.00	\$0.00	\$0.00

Proposed Accomplishments

Housing Units : 1

Actual Accomplishments

Number assisted:

	Owner		Renter		Total		Person	
	Total	Hispanic	Total	Hispanic	Total	Hispanic	Total	Hispanic
White:	0	0	0	0	0	0		0
Black/African American:	0	0	0	0	0	0	0	0
Asian:	0	0	0	0	0	0	0	0
American Indian/Alaskan Native:	0	0	0	0	0	0	0	0
Native Hawaiian/Other Pacific Islander:	0	0	0	0	0	0	0	0
American Indian/Alaskan Native & White:	0	0	0	0	0	0	0	0
Asian White:	0	0	0	0	0	0	0	0
Black/African American & White:	0	0	0	0	0	0	0	0
American Indian/Alaskan Native & Black/African American:	0	0	0	0	0	0	0	0
Other multi-racial:	0	0	0	0	0	0	0	0
Asian/Pacific Islander:	0	0	0	0	0	0	0	0
Hispanic:	0	0	0	0	0	0	0	0
Total:	0	0	0	0	0	0	0	0
Female-headed Households:	0		0		0			



U.S. Department of Housing and Urban Development
Office of Community Planning and Development
Integrated Disbursement and Information System
CDBG Activity Summary Report (GPR) for Program Year 2017
APPLE VALLEY

Date: 03-Sep-2018

Time: 18:29

Page: 75

Income Category:

	Owner	Renter	Total	Person
Extremely Low	0	0	0	0
Low Mod	0	0	0	0
Moderate	0	0	0	0
Non Low Moderate	0	0	0	0
Total	0	0	0	0
Percent Low/Mod				

Annual Accomplishments

No data returned for this view. This might be because the applied filter excludes all data.



U.S. Department of Housing and Urban Development
 Office of Community Planning and Development
 Integrated Disbursement and Information System
 CDBG Activity Summary Report (GPR) for Program Year 2017
 APPLE VALLEY

Date: 03-Sep-2018
 Time: 18:29
 Page: 76

PGM Year: 2017
Project: 0011 - Economic Development and Housing
IDIS Activity: 768 - Small Business ADA Rehab Program

Status: Open
Location: 14955 Dale Evans Pkwy Apple Valley, CA 92307-3061
Objective: Create suitable living environments
Outcome: Availability/accessibility
Matrix Code: Rehab; Publicly or Privately-Owned Commercial/Industrial (14E) **National Objective:** LMC

Initial Funding Date: 11/30/2017

Description:

Program will assist small business owners with accessibility improvements to attain compliance with State ADA regulations.

Financing

	Fund Type	Grant Year	Grant	Funded Amount	Drawn In Program Year	Drawn Thru Program Year
CDBG	EN	2017	B17MC060588	\$72,295.00	\$2,092.50	\$2,092.50
	PI			\$2,705.00	\$1,096.25	\$1,096.25
Total	Total			\$75,000.00	\$3,188.75	\$3,188.75

Proposed Accomplishments

Businesses : 3

Actual Accomplishments

Number assisted:

	Owner		Renter		Total		Person	
	Total	Hispanic	Total	Hispanic	Total	Hispanic	Total	Hispanic
White:	0	0	0	0	0	0		0
Black/African American:	0	0	0	0	0	0	0	0
Asian:	0	0	0	0	0	0	0	0
American Indian/Alaskan Native:	0	0	0	0	0	0	0	0
Native Hawaiian/Other Pacific Islander:	0	0	0	0	0	0	0	0
American Indian/Alaskan Native & White:	0	0	0	0	0	0	0	0
Asian White:	0	0	0	0	0	0	0	0
Black/African American & White:	0	0	0	0	0	0	0	0
American Indian/Alaskan Native & Black/African American:	0	0	0	0	0	0	0	0
Other multi-racial:	0	0	0	0	0	0	0	0
Asian/Pacific Islander:	0	0	0	0	0	0	0	0
Hispanic:	0	0	0	0	0	0	0	0
Total:	0	0	0	0	0	0	0	0

Female-headed Households:

	0	0	0
--	---	---	---



U.S. Department of Housing and Urban Development
Office of Community Planning and Development
Integrated Disbursement and Information System
CDBG Activity Summary Report (GPR) for Program Year 2017
APPLE VALLEY

Date: 03-Sep-2018

Time: 18:29

Page: 77

Income Category:

	Owner	Renter	Total	Person
Extremely Low	0	0	0	0
Low Mod	0	0	0	0
Moderate	0	0	0	0
Non Low Moderate	0	0	0	0
Total	0	0	0	0
Percent Low/Mod				

Annual Accomplishments

No data returned for this view. This might be because the applied filter excludes all data.



U.S. Department of Housing and Urban Development
 Office of Community Planning and Development
 Integrated Disbursement and Information System
 CDBG Activity Summary Report (GPR) for Program Year 2017
 APPLE VALLEY

Date: 03-Sep-2018
 Time: 18:29
 Page: 78

PGM Year: 2016
Project: 0010 - 2016-10 AV CDBG VVCS, Senior/Adult Disabled Emergency Repair Program
IDIS Activity: 770 - Williams, G

Status: Completed 6/30/2018 12:00:00 AM **Objective:** Create suitable living environments
Location: Address Suppressed **Outcome:** Sustainability
Matrix Code: Rehab; Single-Unit Residential (14A) **National Objective:** LMH

Initial Funding Date: 12/12/2017

Description:
 Provides seniorshandicappeddisabled low income owners a one time grant to make home repairs.

Financing

	Fund Type	Grant Year	Grant	Funded Amount	Drawn In Program Year	Drawn Thru Program Year
CDBG	EN	2017	B17MC060588	\$1,190.00	\$1,190.00	\$1,190.00
Total	Total			\$1,190.00	\$1,190.00	\$1,190.00

Proposed Accomplishments

Housing Units : 1

Actual Accomplishments

Number assisted:

	Owner		Renter		Total		Person	
	Total	Hispanic	Total	Hispanic	Total	Hispanic	Total	Hispanic
White:	0	0	0	0	0	0		0
Black/African American:	1	0	0	0	1	0	0	0
Asian:	0	0	0	0	0	0	0	0
American Indian/Alaskan Native:	0	0	0	0	0	0	0	0
Native Hawaiian/Other Pacific Islander:	0	0	0	0	0	0	0	0
American Indian/Alaskan Native & White:	0	0	0	0	0	0	0	0
Asian White:	0	0	0	0	0	0	0	0
Black/African American & White:	0	0	0	0	0	0	0	0
American Indian/Alaskan Native & Black/African American:	0	0	0	0	0	0	0	0
Other multi-racial:	0	0	0	0	0	0	0	0
Asian/Pacific Islander:	0	0	0	0	0	0	0	0
Hispanic:	0	0	0	0	0	0	0	0
Total:	1	0	0	0	1	0	0	0
Female-headed Households:	0		0		0			



U.S. Department of Housing and Urban Development
Office of Community Planning and Development
Integrated Disbursement and Information System
CDBG Activity Summary Report (GPR) for Program Year 2017
APPLE VALLEY

Date: 03-Sep-2018

Time: 18:29

Page: 79

Income Category:

	Owner	Renter	Total	Person
Extremely Low	0	0	0	0
Low Mod	1	0	1	0
Moderate	0	0	0	0
Non Low Moderate	0	0	0	0
Total	1	0	1	0
Percent Low/Mod	100.0%		100.0%	

Annual Accomplishments

Years	Accomplishment Narrative	# Benefitting
2017	Assistance was provided to a senior/adult disabled person to address necessary repairs to their home to remedy health, safety or accessibility issues.	



U.S. Department of Housing and Urban Development
 Office of Community Planning and Development
 Integrated Disbursement and Information System
 CDBG Activity Summary Report (GPR) for Program Year 2017
 APPLE VALLEY

Date: 03-Sep-2018
 Time: 18:29
 Page: 80

PGM Year: 2016
Project: 0010 - 2016-10 AV CDBG VVCS, Senior/Adult Disabled Emergency Repair Program
IDIS Activity: 771 - Norton, J

Status: Completed 6/30/2018 12:00:00 AM **Objective:** Create suitable living environments
Location: Address Suppressed **Outcome:** Sustainability
Matrix Code: Rehab; Single-Unit Residential (14A) **National Objective:** LMH

Initial Funding Date: 12/12/2017

Description:
 Provides seniorshandicappeddisabled low income home owners a one time grant to make home repairs.

Financing

	Fund Type	Grant Year	Grant	Funded Amount	Drawn In Program Year	Drawn Thru Program Year
CDBG	EN	2016	B16MC060588	\$722.61	\$722.61	\$722.61
Total	Total			\$722.61	\$722.61	\$722.61

Proposed Accomplishments

Housing Units : 1

Actual Accomplishments

Number assisted:

	Owner		Renter		Total		Person	
	Total	Hispanic	Total	Hispanic	Total	Hispanic	Total	Hispanic
White:	1	0	0	0	1	0	0	0
Black/African American:	0	0	0	0	0	0	0	0
Asian:	0	0	0	0	0	0	0	0
American Indian/Alaskan Native:	0	0	0	0	0	0	0	0
Native Hawaiian/Other Pacific Islander:	0	0	0	0	0	0	0	0
American Indian/Alaskan Native & White:	0	0	0	0	0	0	0	0
Asian White:	0	0	0	0	0	0	0	0
Black/African American & White:	0	0	0	0	0	0	0	0
American Indian/Alaskan Native & Black/African American:	0	0	0	0	0	0	0	0
Other multi-racial:	0	0	0	0	0	0	0	0
Asian/Pacific Islander:	0	0	0	0	0	0	0	0
Hispanic:	0	0	0	0	0	0	0	0
Total:	1	0	0	0	1	0	0	0
Female-headed Households:	0		0		0			



U.S. Department of Housing and Urban Development
Office of Community Planning and Development
Integrated Disbursement and Information System
CDBG Activity Summary Report (GPR) for Program Year 2017
APPLE VALLEY

Date: 03-Sep-2018

Time: 18:29

Page: 81

Income Category:

	Owner	Renter	Total	Person
Extremely Low	1	0	1	0
Low Mod	0	0	0	0
Moderate	0	0	0	0
Non Low Moderate	0	0	0	0
Total	1	0	1	0
Percent Low/Mod	100.0%		100.0%	

Annual Accomplishments

Years	Accomplishment Narrative	# Benefiting
2017	Provided seniors/handicapped/disabled low income home owners a one time grant to make home repairs.	



U.S. Department of Housing and Urban Development
 Office of Community Planning and Development
 Integrated Disbursement and Information System
 CDBG Activity Summary Report (GPR) for Program Year 2017
 APPLE VALLEY

Date: 03-Sep-2018
 Time: 18:29
 Page: 82

PGM Year: 2016
Project: 0010 - 2016-10 AV CDBG VVCS, Senior/Adult Disabled Emergency Repair Program
IDIS Activity: 772 - Rogers, L

Status: Completed 6/30/2018 12:00:00 AM **Objective:** Create suitable living environments
Location: Address Suppressed **Outcome:** Sustainability
Matrix Code: Rehab; Single-Unit Residential (14A) **National Objective:** LMH

Initial Funding Date: 12/12/2017

Description:

Provides seniorshandicappeddisabled low income home owners a one time grant to make home repairs.

Financing

	Fund Type	Grant Year	Grant	Funded Amount	Drawn In Program Year	Drawn Thru Program Year
CDBG	EN	2016	B16MC060588	\$1,163.97	\$1,163.97	\$1,163.97
Total	Total			\$1,163.97	\$1,163.97	\$1,163.97

Proposed Accomplishments

Housing Units : 1

Actual Accomplishments

Number assisted:

	Owner		Renter		Total		Person	
	Total	Hispanic	Total	Hispanic	Total	Hispanic	Total	Hispanic
White:	0	0	0	0	0	0		0
Black/African American:	1	0	0	0	1	0	0	0
Asian:	0	0	0	0	0	0	0	0
American Indian/Alaskan Native:	0	0	0	0	0	0	0	0
Native Hawaiian/Other Pacific Islander:	0	0	0	0	0	0	0	0
American Indian/Alaskan Native & White:	0	0	0	0	0	0	0	0
Asian White:	0	0	0	0	0	0	0	0
Black/African American & White:	0	0	0	0	0	0	0	0
American Indian/Alaskan Native & Black/African American:	0	0	0	0	0	0	0	0
Other multi-racial:	0	0	0	0	0	0	0	0
Asian/Pacific Islander:	0	0	0	0	0	0	0	0
Hispanic:	0	0	0	0	0	0	0	0
Total:	1	0	0	0	1	0	0	0
Female-headed Households:	0		0		0			



U.S. Department of Housing and Urban Development
Office of Community Planning and Development
Integrated Disbursement and Information System
CDBG Activity Summary Report (GPR) for Program Year 2017
APPLE VALLEY

Date: 03-Sep-2018

Time: 18:29

Page: 83

Income Category:

	Owner	Renter	Total	Person
Extremely Low	0	0	0	0
Low Mod	0	0	0	0
Moderate	1	0	1	0
Non Low Moderate	0	0	0	0
Total	1	0	1	0
Percent Low/Mod	100.0%		100.0%	

Annual Accomplishments

Years	Accomplishment Narrative	# Benefiting
2017	Provided seniors/handicapped/disabled low income home owners a one time grant to make home repairs.	



U.S. Department of Housing and Urban Development
 Office of Community Planning and Development
 Integrated Disbursement and Information System
 CDBG Activity Summary Report (GPR) for Program Year 2017
 APPLE VALLEY

Date: 03-Sep-2018
 Time: 18:29
 Page: 84

PGM Year: 2014
Project: 0004 - 2014-4 AV CDBG Residential Rehabilitation Loan Program- RRLP
IDIS Activity: 778 - Crockett, K

Status: Open
Location: 20711 Shawnee Rd Apple Valley, CA 92308-6394
Objective: Create suitable living environments
Outcome: Sustainability
Matrix Code: Rehab; Single-Unit Residential (14A) **National Objective:** LMH

Initial Funding Date: 01/23/2018

Description:
 0%, 30 year deferred loan to assist low income homeowners with necessary repairs to their homes.

Financing

	Fund Type	Grant Year	Grant	Funded Amount	Drawn In Program Year	Drawn Thru Program Year
CDBG	EN	Pre-2015		\$10,880.00	\$0.00	\$0.00
		2014	B14MC060588		\$10,544.43	\$10,544.43
	PI			\$120.00	\$0.00	\$0.00
Total	Total			\$11,000.00	\$10,544.43	\$10,544.43

Proposed Accomplishments

Housing Units : 1

Actual Accomplishments

Number assisted:

	Owner		Renter		Total		Person	
	Total	Hispanic	Total	Hispanic	Total	Hispanic	Total	Hispanic
White:	0	0	0	0	0	0		0
Black/African American:	1	0	0	0	1	0	0	0
Asian:	0	0	0	0	0	0	0	0
American Indian/Alaskan Native:	0	0	0	0	0	0	0	0
Native Hawaiian/Other Pacific Islander:	0	0	0	0	0	0	0	0
American Indian/Alaskan Native & White:	0	0	0	0	0	0	0	0
Asian White:	0	0	0	0	0	0	0	0
Black/African American & White:	0	0	0	0	0	0	0	0
American Indian/Alaskan Native & Black/African American:	0	0	0	0	0	0	0	0
Other multi-racial:	0	0	0	0	0	0	0	0
Asian/Pacific Islander:	0	0	0	0	0	0	0	0
Hispanic:	0	0	0	0	0	0	0	0
Total:	1	0	0	0	1	0	0	0



U.S. Department of Housing and Urban Development
Office of Community Planning and Development
Integrated Disbursement and Information System
CDBG Activity Summary Report (GPR) for Program Year 2017
APPLE VALLEY

Date: 03-Sep-2018

Time: 18:29

Page: 85

Female-headed Households:

0 0 0

Income Category:

	Owner	Renter	Total	Person
Extremely Low	0	0	0	0
Low Mod	0	0	0	0
Moderate	1	0	1	0
Non Low Moderate	0	0	0	0
Total	1	0	1	0
Percent Low/Mod	100.0%		100.0%	

Annual Accomplishments

Years	Accomplishment Narrative	# Benefiting
2017	Provided deferred interest free loan to family of Very Low to Low Income occupying their residence to make necessary home repairs	



U.S. Department of Housing and Urban Development
 Office of Community Planning and Development
 Integrated Disbursement and Information System
 CDBG Activity Summary Report (GPR) for Program Year 2017
 APPLE VALLEY

Date: 03-Sep-2018
 Time: 18:29
 Page: 86

PGM Year: 2016
Project: 0010 - 2016-10 AV CDBG VVCS, Senior/Adult Disabled Emergency Repair Program
IDIS Activity: 780 - Garcia, J

Status: Completed 6/30/2018 12:00:00 AM **Objective:** Create suitable living environments
Location: Address Suppressed **Outcome:** Sustainability
Matrix Code: Rehab; Single-Unit Residential (14A) **National Objective:** LMH

Initial Funding Date: 02/27/2018

Description:
 Grant program to assist income qualifying senior adult disabled homeowners to repair their primary residence

Financing

	Fund Type	Grant Year	Grant	Funded Amount	Drawn In Program Year	Drawn Thru Program Year
CDBG	EN	2016	B16MC060588	\$2,225.95	\$2,225.95	\$2,225.95
Total	Total			\$2,225.95	\$2,225.95	\$2,225.95

Proposed Accomplishments

Housing Units : 1

Actual Accomplishments

Number assisted:

	Owner		Renter		Total		Person	
	Total	Hispanic	Total	Hispanic	Total	Hispanic	Total	Hispanic
White:	0	0	0	0	0	0		0
Black/African American:	0	0	0	0	0	0	0	0
Asian:	0	0	0	0	0	0	0	0
American Indian/Alaskan Native:	0	0	0	0	0	0	0	0
Native Hawaiian/Other Pacific Islander:	0	0	0	0	0	0	0	0
American Indian/Alaskan Native & White:	0	0	0	0	0	0	0	0
Asian White:	0	0	0	0	0	0	0	0
Black/African American & White:	0	0	0	0	0	0	0	0
American Indian/Alaskan Native & Black/African American:	0	0	0	0	0	0	0	0
Other multi-racial:	1	1	0	0	1	1	0	0
Asian/Pacific Islander:	0	0	0	0	0	0	0	0
Hispanic:	0	0	0	0	0	0	0	0
Total:	1	1	0	0	1	1	0	0
Female-headed Households:	0		0		0			



U.S. Department of Housing and Urban Development
Office of Community Planning and Development
Integrated Disbursement and Information System
CDBG Activity Summary Report (GPR) for Program Year 2017
APPLE VALLEY

Date: 03-Sep-2018

Time: 18:29

Page: 87

Income Category:

	Owner	Renter	Total	Person
Extremely Low	1	0	1	0
Low Mod	0	0	0	0
Moderate	0	0	0	0
Non Low Moderate	0	0	0	0
Total	1	0	1	0
Percent Low/Mod	100.0%		100.0%	

Annual Accomplishments

Years	Accomplishment Narrative	# Benefitting
2017	Provided grant to senior homeowners to make necessary home repairs to their residence.	



U.S. Department of Housing and Urban Development
 Office of Community Planning and Development
 Integrated Disbursement and Information System
 CDBG Activity Summary Report (GPR) for Program Year 2017
 APPLE VALLEY

Date: 03-Sep-2018
 Time: 18:29
 Page: 88

PGM Year: 2014
Project: 0004 - 2014-4 AV CDBG Residential Rehabilitation Loan Program- RRLP
IDIS Activity: 781 - Higgins, S

Status: Completed 6/30/2018 12:00:00 AM **Objective:** Create suitable living environments
Location: Address Suppressed **Outcome:** Sustainability
Matrix Code: Rehab; Single-Unit Residential (14A) **National Objective:** LMH

Initial Funding Date: 02/27/2018

Description:
 0%, 30 year deferred loan to assist low income homeowners with necessary repairs to their homes.

Financing

	Fund Type	Grant Year	Grant	Funded Amount	Drawn In Program Year	Drawn Thru Program Year
CDBG	EN	Pre-2015		\$17,017.11	\$0.00	\$0.00
		2014	B14MC060588		\$17,017.11	\$17,017.11
Total	Total			\$17,017.11	\$17,017.11	\$17,017.11

Proposed Accomplishments

Housing Units : 1

Actual Accomplishments

Number assisted:

	Owner		Renter		Total		Person	
	Total	Hispanic	Total	Hispanic	Total	Hispanic	Total	Hispanic
White:	1	0	0	0	1	0	0	0
Black/African American:	0	0	0	0	0	0	0	0
Asian:	0	0	0	0	0	0	0	0
American Indian/Alaskan Native:	0	0	0	0	0	0	0	0
Native Hawaiian/Other Pacific Islander:	0	0	0	0	0	0	0	0
American Indian/Alaskan Native & White:	0	0	0	0	0	0	0	0
Asian White:	0	0	0	0	0	0	0	0
Black/African American & White:	0	0	0	0	0	0	0	0
American Indian/Alaskan Native & Black/African American:	0	0	0	0	0	0	0	0
Other multi-racial:	0	0	0	0	0	0	0	0
Asian/Pacific Islander:	0	0	0	0	0	0	0	0
Hispanic:	0	0	0	0	0	0	0	0
Total:	1	0	0	0	1	0	0	0
Female-headed Households:	0		0		0			



U.S. Department of Housing and Urban Development
Office of Community Planning and Development
Integrated Disbursement and Information System
CDBG Activity Summary Report (GPR) for Program Year 2017
APPLE VALLEY

Date: 03-Sep-2018

Time: 18:29

Page: 89

Income Category:

	Owner	Renter	Total	Person
Extremely Low	1	0	1	0
Low Mod	0	0	0	0
Moderate	0	0	0	0
Non Low Moderate	0	0	0	0
Total	1	0	1	0
Percent Low/Mod	100.0%		100.0%	

Annual Accomplishments

Years	Accomplishment Narrative	# Benefitting
2017	Provided deferred interest free loan to family of Very Low to Low Income occupying their residence to make necessary home repairs	



U.S. Department of Housing and Urban Development
 Office of Community Planning and Development
 Integrated Disbursement and Information System
 CDBG Activity Summary Report (GPR) for Program Year 2017
 APPLE VALLEY

Date: 03-Sep-2018
 Time: 18:29
 Page: 90

PGM Year: 2017
Project: 0016 - Residential Rehab Loan Program (RRLP)
IDIS Activity: 782 - Kelly J

Status: Completed 6/30/2018 12:00:00 AM **Objective:** Create suitable living environments
Location: Address Suppressed **Outcome:** Sustainability
Matrix Code: Rehab; Single-Unit Residential (14A) **National Objective:** LMH

Initial Funding Date: 04/05/2018

Description:
 0%, 30 year deferred loan to assist low income homeowners with necessary repairs to their homes.

Financing

	Fund Type	Grant Year	Grant	Funded Amount	Drawn In Program Year	Drawn Thru Program Year
CDBG	PI			\$16,877.14	\$16,877.14	\$16,877.14
Total	Total			\$16,877.14	\$16,877.14	\$16,877.14

Proposed Accomplishments

Housing Units : 1

Actual Accomplishments

Number assisted:

	Owner		Renter		Total		Person	
	Total	Hispanic	Total	Hispanic	Total	Hispanic	Total	Hispanic
White:	1	0	0	0	1	0	0	0
Black/African American:	0	0	0	0	0	0	0	0
Asian:	0	0	0	0	0	0	0	0
American Indian/Alaskan Native:	0	0	0	0	0	0	0	0
Native Hawaiian/Other Pacific Islander:	0	0	0	0	0	0	0	0
American Indian/Alaskan Native & White:	0	0	0	0	0	0	0	0
Asian White:	0	0	0	0	0	0	0	0
Black/African American & White:	0	0	0	0	0	0	0	0
American Indian/Alaskan Native & Black/African American:	0	0	0	0	0	0	0	0
Other multi-racial:	0	0	0	0	0	0	0	0
Asian/Pacific Islander:	0	0	0	0	0	0	0	0
Hispanic:	0	0	0	0	0	0	0	0
Total:	1	0	0	0	1	0	0	0
Female-headed Households:	0		0		0			



U.S. Department of Housing and Urban Development
Office of Community Planning and Development
Integrated Disbursement and Information System
CDBG Activity Summary Report (GPR) for Program Year 2017
APPLE VALLEY

Date: 03-Sep-2018

Time: 18:29

Page: 91

Income Category:

	Owner	Renter	Total	Person
Extremely Low	0	0	0	0
Low Mod	0	0	0	0
Moderate	1	0	1	0
Non Low Moderate	0	0	0	0
Total	1	0	1	0
Percent Low/Mod	100.0%		100.0%	

Annual Accomplishments

Years	Accomplishment Narrative	# Benefitting
2017	Provided deferred interest free loan to family of Very Low to Low Income occupying their residence to make necessary home repairs	



U.S. Department of Housing and Urban Development
 Office of Community Planning and Development
 Integrated Disbursement and Information System
 CDBG Activity Summary Report (GPR) for Program Year 2017
 APPLE VALLEY

Date: 03-Sep-2018
 Time: 18:29
 Page: 92

PGM Year: 2015
Project: 0004 - 2015-4 AV CDBG Residential Rehabilitation Loan Program- RRLP
IDIS Activity: 783 - Price, M

Status: Completed 6/30/2018 12:00:00 AM **Objective:** Create suitable living environments
Location: Address Suppressed **Outcome:** Sustainability
Matrix Code: Rehab; Single-Unit Residential (14A) **National Objective:** LMH

Initial Funding Date: 05/08/2018

Description:
 0%, 30 year deferred loan to assist low income homeowners with necessary repairs to their homes.

Financing

	Fund Type	Grant Year	Grant	Funded Amount	Drawn In Program Year	Drawn Thru Program Year
CDBG	EN	Pre-2015		\$8,526.40	\$0.00	\$0.00
		2014	B14MC060588		\$8,526.40	\$8,526.40
		2015	B15MC060588	\$13,112.61	\$13,112.61	\$13,112.61
Total	Total			\$21,639.01	\$21,639.01	\$21,639.01

Proposed Accomplishments

Housing Units : 1

Actual Accomplishments

Number assisted:

	Owner		Renter		Total		Person	
	Total	Hispanic	Total	Hispanic	Total	Hispanic	Total	Hispanic
White:	1	0	0	0	1	0	0	0
Black/African American:	0	0	0	0	0	0	0	0
Asian:	0	0	0	0	0	0	0	0
American Indian/Alaskan Native:	0	0	0	0	0	0	0	0
Native Hawaiian/Other Pacific Islander:	0	0	0	0	0	0	0	0
American Indian/Alaskan Native & White:	0	0	0	0	0	0	0	0
Asian White:	0	0	0	0	0	0	0	0
Black/African American & White:	0	0	0	0	0	0	0	0
American Indian/Alaskan Native & Black/African American:	0	0	0	0	0	0	0	0
Other multi-racial:	0	0	0	0	0	0	0	0
Asian/Pacific Islander:	0	0	0	0	0	0	0	0
Hispanic:	0	0	0	0	0	0	0	0
Total:	1	0	0	0	1	0	0	0



U.S. Department of Housing and Urban Development
Office of Community Planning and Development
Integrated Disbursement and Information System
CDBG Activity Summary Report (GPR) for Program Year 2017
APPLE VALLEY

Date: 03-Sep-2018

Time: 18:29

Page: 93

Female-headed Households:

0 0 0

Income Category:

	Owner	Renter	Total	Person
Extremely Low	0	0	0	0
Low Mod	0	0	0	0
Moderate	1	0	1	0
Non Low Moderate	0	0	0	0
Total	1	0	1	0
Percent Low/Mod	100.0%		100.0%	

Annual Accomplishments

Years	Accomplishment Narrative	# Benefiting
2017	Provided deferred interest free loan to family of Very Low to Low Income occupying their residence to make necessary home repairs	



U.S. Department of Housing and Urban Development
Office of Community Planning and Development
Integrated Disbursement and Information System
CDBG Activity Summary Report (GPR) for Program Year 2017
APPLE VALLEY

Date: 03-Sep-2018

Time: 18:29

Page: 94

Total Funded Amount:	\$1,337,414.96
Total Drawn Thru Program Year:	\$919,915.71
Total Drawn In Program Year:	\$344,156.24



Town of Apple Valley

IDIS Report – PR 06
Summary of Consolidated Plan Projects for Report Year

U.S. DEPARTMENT OF HOUSING AND
URBAN DEVELOPMENT
OFFICE OF COMMUNITY PLANNING AND
DEVELOPMENT

DATE: 9/3/2018
TIME: 6:31:38 PM
PAGE: 1/2

PR06 - Summary of Consolidated Plan
Projects for Report Year

IDIS

Plan IDIS Year Project	Project Title and Description	Program	Project Estimate	Committed Amount	Amount Drawn Thru Report Year	Amount Available to Draw	Amount Drawn in Report Year
2017 1	Assistance League of Victor Valley	CDBG	\$12,500.00	\$12,500.00	\$12,500.00	\$0.00	\$12,500.00
	Operation School Bell. This program will provide clothing kits (\$100-\$125) to low-income, elementary and pre-school children through a partnership with Kohls department store. Eligible children, identified by the schools as in need, under the supervision of Kohls staff and Assistance League volunteers, are able to select clothing and supplies for school.						
	The program is expected to serve 400 children (youths) this coming year.						
2	High Desert Homeless Services	CDBG	\$12,500.00	\$12,500.00	\$12,500.00	\$0.00	\$12,500.00
	High Desert Homeless Services. This program provides shelter and related services to LMI homeless families and individuals at no charge. Helps fund portion of the salary for a night manager, shelter supervisor and maintenance man; a portion of utilities and other administrative operations. The organization provides extensive, ongoing case management services to include life skills, budgeting and parenting classes in an effort to ensure success in securing employment and stable housing. In addition, the shelter provides food, clothing, showers and laundry facilities. Computers and Internet are available to assist in seeking employment and completing online employment applications. This project will provide a 24-hour residential program for homeless families and individuals for up to 120 days.						
	High Desert Homeless Services is expected to serve 60 Apple Valley-based persons.						
3	Church for Whosoever	CDBG	\$4,000.00	\$4,000.00	\$3,822.24	\$177.76	\$3,822.24
	Literacy Center. This program assists primarily K-2nd grade level (pre-school and 3rd through 6th grade can be referred) at-risk students, referred by the school district, participation in a twice weekly after school literacy program that will be overseen/instructed by the program director (retired school teacher- 40 years of experience) between the hours of 3:30 p.m. - 5:30 p.m. Transportation will be available to students attending Desert Knolls Elementary and Phoenix Academy schools. Students from other schools that can be transported by their parents are also served. CDBG funds will be used for transporting students, instructor salaries, nutritional snacks and family/parent event nights.						
	The Church Literacy Center is expected to serve 20 Apple Valley based youth						
4	VV Domestic Violence	CDBG	\$6,500.00	\$6,500.00	\$6,500.00	\$0.00	\$6,500.00
	This program provides free minor home repairs related to health and safety issues for low income senior citizens, age 62 + or verified adult seriously disabled persons. Examples include plumbing, electrical, roof, heater, swamp cooler repair, winterization and handicap accessibility. Transportation services may also be provided for medical appointments and similar needs. The Visitation program provides socialization visits to homebound and residents of care facilities, sometimes with comfort dogs. Funds will be used to pay for a portion of salaries for the Executive Director, Program Director, office support and bus driver and other administrative expenses.						
5	SB County Library	CDBG	\$6,000.00	\$6,000.00	\$6,000.00	\$0.00	\$6,000.00
	Adult Literacy Services. This program provides free, confidential library-based tutoring services to adult learners 17+, not currently enrolled in high school. The program focuses on low/moderate income adults who struggle with reading. Learners are matched with trained tutors and meet in the library weekly for one-on-one instruction. A trained Literacy Specialist is available for learner intake/assessment, tutor orientation, reporting and record keeping. Program participants have access to free basic computer skills classes, job search databases and Early Learning activities for parents with young children.						
	The program is expected to serve 20 Apple Valley-based clients this year.						
6	VV Community Services Council	CDBG	\$10,000.00	\$10,000.00	\$9,745.79	\$254.21	\$9,745.79
	Senior and Adult Disabled Needs. This program provides free minor home repairs related to health and safety issues for low income senior citizens, age 62 + or verified adult seriously disabled persons. Examples include plumbing, electrical, roof, heater, swamp cooler repair, winterization and handicap accessibility. Transportation services may also be provided for medical appointments and similar needs. The Visitation program provides socialization visits to homebound and residents of care facilities, sometimes with comfort dogs. Funds will be used to pay for a portion of salaries for the Executive Director, Program Director, office support and bus driver and other administrative expenses.						
	VVCS is expected to serve 90 Apple Valley based individuals.						

U.S. DEPARTMENT OF HOUSING AND
URBAN DEVELOPMENT
OFFICE OF COMMUNITY PLANNING AND
DEVELOPMENT

DATE: 9/3/2018
TIME: 6:31:38 PM
PAGE: 2/2

PR06 - Summary of Consolidated Plan
Projects for Report Year

IDIS

Plan IDIS Year Project	Project Title and Description	Program	Project Estimate	Committed Amount	Amount Drawn Thru Report Year	Amount Available to Draw	Amount Drawn in Report Year
2017 7	Family Assistance Program	CDBG	\$10,000.00	\$10,000.00	\$10,000.00	\$0.00	\$10,000.00
	<p>Transitional Housing. This program will provide transitional housing for four families of domestic violence that have completed the shelter program and are ready to move toward independent living. This housing will be available for 18 months per family. Along with the housing, the families will participate in sessions involving counseling, goals, job training, financial classes and other resources to become self-sufficient. During their stay, clients will pay 30% of their income each month to FAP. These funds will be saved and made available to the client at the term of their residency for use as security deposit, rent and utility deposits for their own place.</p> <p>Through this program, Family Assistance Program is expected to serve 6 households this year.</p>						
8	Lutheran Social Services, So Cal	CDBG	\$5,000.00	\$5,000.00	\$0.00	\$5,000.00	\$0.00
	<p>Our Children Project. This program provides counseling and supportive services to child abuse victims and their parents/caregivers. Services include assessment, individual and group therapy, family therapy and therapeutic intervention. Funding will pay a portion of wages for counselors and mileage for meetings, outreach presentations and training.</p> <p>This program is expected to serve 288 Apple Valley based persons.</p>						
9	Inland Fair Housing and Mediation Board	CDBG	\$10,000.00	\$10,000.00	\$10,000.00	\$0.00	\$10,000.00
	<p>Fair Housing Services (AFFH) Program. This program provides fair housing services to include: processing complaints, investigation, direct complaints to government agencies, training, and workshops. IFHMB will provide technical assistance to Town staff in implementing new AFFH activities as well.</p>						
10	*Moses House Ministries	CDBG	\$4,796.00	\$4,796.00	\$4,796.00	\$0.00	\$4,796.00
	<p>Inland Fair Housing is proposing to serve 400 Apple Valley-based clients this year</p> <p>Resources and Referrals for Families. This program will assist single mothers who are pregnant or with a child under age six. Funds will be used for a portion of salaries and admin expenses. Services include providing a one-time assistance with resources and referrals and providing long term case management until the youngest child is age six. Moses House (lead agency) and Rose of Sharon (sub-contractor) will collaborate to reduce the chance of duplication of services.</p>						
11	Economic Development and Housing	CDBG	\$75,000.00	\$75,000.00	\$3,188.75	\$71,811.25	\$3,188.75
12	Code Enforcement	CDBG	\$35,000.00	\$35,000.00	\$6,359.52	\$28,640.48	\$6,359.52
13	Economic Development and Housing Small Business Start up	CDBG	\$25,000.00	\$25,000.00	\$0.00	\$25,000.00	\$0.00
14	Park and Recreation James Woody Park Playground Structure	CDBG	\$60,000.00	\$60,000.00	\$0.00	\$60,000.00	\$0.00
15	Community Development Administration/Monitoring	CDBG	\$108,395.00	\$108,395.00	\$85,613.33	\$22,781.67	\$85,613.33
16	Residential Rehab Loan Program (RRLP)	CDBG	\$151,438.00	\$16,877.14	\$16,877.14	\$0.00	\$16,877.14
17	RRLP Administration (14H)	CDBG	\$80,000.00	\$80,000.00	\$0.00	\$80,000.00	\$0.00
18	Administration/Monitoring HOME	HOME	\$53,511.00	\$53,511.30	\$19,587.80	\$33,923.50	\$19,587.80
19	AV Community Dev Housing Organization (CHDO)	HOME	\$29,619.00	\$0.00	\$0.00	\$0.00	\$0.00
20	Residential Rehab Loan Program (RRLP) Housing activities	HOME	\$170,233.00	\$0.00	\$0.00	\$0.00	\$0.00
21	Real Estate Recovery Mission Homeless Veteran Program	HOME	\$28,000.00	\$28,000.00	\$0.00	\$28,000.00	\$0.00
	<p>Real Estate Recovery Mission Homeless Veteran Program Renovation/rehabilitation of a property intended for veterans.</p>						
22	VV Senior Home Repair Program	HOME	\$263,102.00	\$0.00	\$0.00	\$0.00	\$0.00
	<p>The program provides a one-time grant of up to \$15,000 to income qualified senior/disabled/handicapped homeowners to make repairs and correct code violations.</p>						
23	VV Community Housing Development Organization (CHDO)	HOME	\$50,648.00	\$0.00	\$0.00	\$0.00	\$0.00
	<p>Staff will work with non-profit and developers to approve a qualified CHDO project.</p>						



Town of Apple Valley

IDIS Report – PR 09
Program Income Details by Fiscal Year and Program

Program Year	Program	Associated Grant Number	Fund Type	Estimated Income for Year	Transaction	Voucher #	Voucher Created	Voucher Type	IDIS Proj. ID	IDIS Actv. ID	Matrix Code	Receipted/Drawn Amount
						5251187-001	04-02-18		4	676	14A	10,000.00
						5257638-001	06-19-18		3	299	14A	20,000.00
					DRAWS							
						6139124-001	04-02-18	PY	1	678	14H	157.50
						6140496-001	04-05-18	PY	16	782	14A	16,877.14
						6143872-001	04-16-18	PY	15	753	21A	382.50
						6143876-001	04-16-18	PY	11	768	14E	1,096.25
						6143884-001	04-16-18	PY	1	678	14H	1,083.75
						6145049-001	04-19-18	PY	1	678	14H	35.00
						6146308-001	04-23-18	PY	12	750	15	6,210.77
						6146336-001	04-23-18	PY	7	745	05G	3,325.34
						6146510-001	04-23-18	PY	5	743	05H	3,219.80
						6146560-001	04-23-18	PY	2	740	03T	3,125.00
						6146580-001	04-23-18	PY	9	747	05J	1,729.16
						6147570-001	04-25-18	PY	4	742	05G	2,926.46
						6147654-001	04-25-18	PY	10	748	05M	1,199.00
						6148518-001	04-27-18	PY	1	678	14H	14,976.63
						6148684-001	04-27-18	PY	15	753	21A	10,101.26
											PI Receipts	66,568.42
											PI Draws	66,445.56
											PI Balance	122.86
2017	CDBG										Total CDBG Receipts*:	66,568.42
											Total CDBG Draws against Receipts*:	66,445.56
											Total CDBG Receipt Fund Balance*:	122.86
2017	HOME	M17DC060563	PI	0.00	RECEIPTS							
						5250887-001	03-28-18		20	324		22,393.10
						5250984-001	03-29-18		20	324		8,000.00
						5251185-001	04-02-18		17	234		24,918.47

Program Year	Associated Program	Grant Number	Fund Type	Estimated Income for Year	Transaction	Voucher #	Voucher Created	Voucher Type	IDIS Proj. ID	IDIS Actv. ID	Matrix Code	Receipted/Drawn Amount
						5251411-001	04-04-18		6	652		20,000.00
						5251446-001	04-05-18		6	643		19,942.00
						5252816-001	04-19-18		20	324		1,992.00
											Receipts	97,245.57
											PI Draws	
											PA Draws	
											Balance	97,245.57
2017	HOME	M17DC060563									Total Local Account Receipts	97,245.57
											Total Local Account Draws	
											Total Local Account Balance	97,245.57



Town of Apple Valley

IDIS Report – PR 22
Status of HOME Activities



U.S. Department of Housing and Urban Development
 Office of Community Planning and Development
 Integrated Disbursement and Information System
 Status of HOME Activities - Entitlement
 APPLE VALLEY CONSORTIUM, CA

DATE: 09-03-18
 TIME: 18:33
 PAGE: 1

IDIS - PR22

Tenure Type	Activity Type	IDIS Activity	Activity Address	Activity Status	Status Date	Total Units	Home Units	Initial Funding Date	Committed Amount	Drawn Amount	PCT
Rental	REHABILITATION	171	15991 Tokay St , Victorville CA, 92395	Completed	06/04/09	4	4	04/16/08	\$81,070.00	\$81,070.00	100.00%
Rental	REHABILITATION	631	17251 Dante St , Victorville CA, 92394	Completed	09/28/17	104	104	07/16/15	\$816,661.95	\$816,661.95	100.00%
Rental	REHABILITATION	784	17251 Dante St , Victorville CA, 92394	Open	08/06/18	0	0	07/31/18	\$235,324.70	\$0.00	0.00%
Rental	ACQUISITION AND NEW CONSTRUCTION	188	14955 Dale Evans Pkwy , Apple Valley CA, 92307	Canceled	07/06/10	0	0	04/16/08	\$0.00	\$0.00	0.00%
Rental	ACQUISITION AND NEW CONSTRUCTION	229	14955 Dale Evans Pkwy , Apple Valley CA, 92307	Canceled	07/06/10	0	0	04/17/08	\$0.00	\$0.00	0.00%
Rental	ACQUISITION AND NEW CONSTRUCTION	259	14955 Dale Evans Pkwy , Apple Valley CA, 92307	Canceled	09/29/10	0	0	11/04/08	\$0.00	\$0.00	0.00%
Rental	ACQUISITION AND NEW CONSTRUCTION	264	715 E Brier Dr , San Bernardino CA, 92408	Canceled	07/06/10	0	0	12/09/08	\$0.00	\$0.00	0.00%
Rental	ACQUISITION AND NEW CONSTRUCTION	650	Navajo and Sioux Rd , Apple Valley CA, 92308	Open	06/29/16	50	50	06/29/16	\$200,000.00	\$0.00	0.00%
Homebuyer	NEW CONSTRUCTION	429	hwy 18 and kiowa , Apple Valley CA, 92307	Canceled	05/08/13	0	0	04/25/12	\$0.00	\$0.00	0.00%
Homebuyer	ACQUISITION ONLY	125	15810 Arbolada Ln , Victorville CA, 92394	Completed	06/30/05	1	1	05/02/05	\$9,008.00	\$9,008.00	100.00%
Homebuyer	ACQUISITION ONLY	126	15069 Odell Ln , Victorville CA, 92394	Completed	06/30/05	1	1	05/02/05	\$40,000.00	\$40,000.00	100.00%
Homebuyer	ACQUISITION ONLY	127	13561 El Rio Rd , Victorville CA, 92392	Completed	06/30/05	1	1	05/02/05	\$36,000.00	\$36,000.00	100.00%
Homebuyer	ACQUISITION ONLY	129	15680 Don Roberto Rd , Victorville CA, 92394	Completed	06/21/06	1	1	05/09/05	\$45,000.00	\$45,000.00	100.00%
Homebuyer	ACQUISITION ONLY	161	16248 La Cubre Dr , Victorville CA, 92395	Completed	05/10/06	1	1	04/20/06	\$37,811.00	\$37,811.00	100.00%
Homebuyer	ACQUISITION ONLY	163	14955 Dale Evans Pkwy , Apple Valley CA, 92307	Completed	03/10/08	1	1	04/24/06	\$10,798.00	\$10,798.00	100.00%
Homebuyer	ACQUISITION ONLY	166	ECONOMIC DEVELOPMENT DEPARTMENT , VICTORVILLE CA, 92393	Completed	04/14/09	9	9	04/24/06	\$202,080.00	\$202,080.00	100.00%
Homebuyer	ACQUISITION ONLY	168	21816 Ramona Ave , Apple Valley CA, 92307	Completed	03/10/08	1	1	04/24/06	\$33,231.00	\$33,231.00	100.00%
Homebuyer	ACQUISITION ONLY	189	21220 Truchas Rd , Apple Valley CA, 92308	Completed	03/05/08	1	1	09/24/07	\$47,102.00	\$47,102.00	100.00%
Homebuyer	ACQUISITION ONLY	190	11022 Pawnee Rd , Apple Valley CA, 92308	Completed	03/05/08	1	1	09/24/07	\$65,000.00	\$65,000.00	100.00%
Homebuyer	ACQUISITION ONLY	191	22646 Ottawa Rd , Apple Valley CA, 92308	Completed	03/06/08	1	1	09/24/07	\$62,100.00	\$62,100.00	100.00%



U.S. Department of Housing and Urban Development
 Office of Community Planning and Development
 Integrated Disbursement and Information System
 Status of HOME Activities - Entitlement
 APPLE VALLEY CONSORTIUM, CA

DATE: 09-03-18
 TIME: 18:33
 PAGE: 2

IDIS - PR22

Tenure Type	Activity Type	IDIS Activity	Activity Address	Activity Status	Status Date	Total Units	Home Units	Initial Funding Date	Committed Amount	Drawn Amount	PCT
Homebuyer	ACQUISITION ONLY	192	22365 Pahute Rd , Apple Valley CA, 92308	Completed	03/05/08	1	1	09/24/07	\$65,000.00	\$65,000.00	100.00%
Homebuyer	ACQUISITION ONLY	193	22820 Eyota Rd , Apple Valley CA, 92308	Completed	03/10/08	1	1	09/24/07	\$44,202.00	\$44,202.00	100.00%
Homebuyer	ACQUISITION ONLY	194	21866 Standing Rock Ave , Apple Valley CA, 92307	Completed	06/30/08	1	1	09/24/07	\$55,000.00	\$55,000.00	100.00%
Homebuyer	ACQUISITION ONLY	195	13146 Mohawk Rd , Apple Valley CA, 92308	Completed	03/10/08	1	1	09/24/07	\$55,000.00	\$55,000.00	100.00%
Homebuyer	ACQUISITION ONLY	196	15651 Wichita Rd , Apple Valley CA, 92307	Completed	03/10/08	1	1	09/24/07	\$55,000.00	\$55,000.00	100.00%
Homebuyer	ACQUISITION ONLY	197	22437 Isatis Ave , Apple Valley CA, 92307	Completed	03/10/08	1	1	09/24/07	\$35,000.00	\$35,000.00	100.00%
Homebuyer	ACQUISITION ONLY	225	21866 Standing Rock Ave , Apple Valley CA, 92307	Canceled	04/03/08	1	1	03/10/08	\$0.00	\$0.00	0.00%
Homebuyer	ACQUISITION ONLY	227	21935 Klickitat Ave , Apple Valley CA, 92307	Completed	07/15/08	1	1	03/10/08	\$2,219.45	\$2,219.45	100.00%
Homebuyer	ACQUISITION ONLY	234	14955 Dale Evans Pkwy , Apple Valley CA, 92307	Completed	09/14/10	4	4	04/07/08	\$201,875.60	\$201,875.60	100.00%
Homebuyer	ACQUISITION ONLY	239	12620 Iroquois Rd , Apple Valley CA, 92308	Completed	02/05/09	1	1	04/21/08	\$9,903.00	\$9,903.00	100.00%
Homebuyer	ACQUISITION ONLY	241	14343 Civic Dr , Victorville CA, 92392	Completed	04/14/09	8	8	09/02/08	\$216,132.76	\$216,132.76	100.00%
Homebuyer	ACQUISITION ONLY	243	14955 Dale Evans Pkwy , Apple Valley CA, 92307	Completed	07/15/08	2	2	05/29/08	\$40,000.00	\$40,000.00	100.00%
Homebuyer	ACQUISITION ONLY	263	14955 Dale Evans Pkwy , Apple Valley CA, 92307	Completed	06/15/09	3	3	10/01/08	\$60,000.00	\$60,000.00	100.00%
Homebuyer	ACQUISITION ONLY	265	14955 Dale Evans Pkwy , Apple Valley CA, 92307	Canceled	01/06/11	0	0	02/05/09	\$0.00	\$0.00	0.00%
Homebuyer	ACQUISITION ONLY	270	14343 Civic Dr , Victorville CA, 92392	Canceled	09/22/09	0	0	09/21/09	\$0.00	\$0.00	0.00%
Homebuyer	ACQUISITION ONLY	325	13221 Petaluma Rd , Victorville CA, 92392	Completed	08/26/10	1	1	07/21/10	\$20,000.00	\$20,000.00	100.00%
Homebuyer	ACQUISITION ONLY	326	16187 Orick Ave , Victorville CA, 92394	Completed	08/26/10	1	1	07/21/10	\$20,000.00	\$20,000.00	100.00%
Homebuyer	ACQUISITION ONLY	327	14955 Dale Evans Pkwy , Apple Valley CA, 92307	Canceled	09/29/10	0	0	08/04/10	\$0.00	\$0.00	0.00%
Homebuyer	ACQUISITION ONLY	328	14955 Dale Evans Pkwy , Apple Valley CA, 92307	Canceled	09/29/10	0	0	08/04/10	\$0.00	\$0.00	0.00%
Homebuyer	ACQUISITION ONLY	329	14955 Dale Evans Pkwy , Apple Valley CA, 92307	Canceled	09/29/10	0	0	08/04/10	\$0.00	\$0.00	0.00%
Homebuyer	ACQUISITION ONLY	341	14197 Burning Tree Dr , Victorville CA, 92395	Completed	01/19/11	1	1	10/21/10	\$4,236.46	\$4,236.46	100.00%



U.S. Department of Housing and Urban Development
 Office of Community Planning and Development
 Integrated Disbursement and Information System
 Status of HOME Activities - Entitlement
 APPLE VALLEY CONSORTIUM, CA

DATE: 09-03-18
 TIME: 18:33
 PAGE: 3

IDIS - PR22

Tenure Type	Activity Type	IDIS Activity	Activity Address	Activity Status	Status Date	Total Units	Home Units	Initial Funding Date	Committed Amount	Drawn Amount	PCT
Homebuyer	ACQUISITION ONLY	342	13574 Carrera Pl , Victorville CA, 92392	Completed	01/19/11	1	1	10/21/10	\$7,553.30	\$7,553.30	100.00%
Homebuyer	ACQUISITION ONLY	343	14470 El Grande Way , Victorville CA, 92394	Completed	01/19/11	1	1	10/21/10	\$5,370.09	\$5,370.09	100.00%
Homebuyer	ACQUISITION ONLY	353	14639 Corey Way , Victorville CA, 92394	Completed	08/03/11	1	1	06/17/11	\$15,699.00	\$15,699.00	100.00%
Homebuyer	ACQUISITION ONLY	354	16390 Sholic St , Victorville CA, 92395	Completed	08/03/11	1	1	06/17/11	\$15,348.00	\$15,348.00	100.00%
Homebuyer	ACQUISITION ONLY	355	16867 Hidden Creek Dr , Victorville CA, 92395	Completed	08/03/11	1	1	06/17/11	\$5,341.43	\$5,341.43	100.00%
Homebuyer	ACQUISITION ONLY	356	15251 San Jose Dr , Victorville CA, 92394	Completed	08/03/11	1	1	06/17/11	\$7,340.72	\$7,340.72	100.00%
Homebuyer	ACQUISITION ONLY	385	14639 Corey Way , Victorville CA, 92394	Completed	08/10/11	1	1	06/17/11	\$4,001.00	\$4,001.00	100.00%
Homebuyer	ACQUISITION ONLY	492	14108 Kiowa Rd #102 , Apple Valley CA, 92307	Completed	06/27/13	1	1	06/20/13	\$4,875.00	\$4,875.00	100.00%
Homebuyer	ACQUISITION ONLY	502	14171 Jicarilla Rd #305 , Apple Valley CA, 92307	Completed	07/29/13	1	1	07/16/13	\$13,075.00	\$13,075.00	100.00%
Homebuyer	ACQUISITION ONLY	549	14176 Kiowa Rd #504 , Apple Valley CA, 92307	Completed	05/16/14	1	1	04/29/14	\$2,875.00	\$2,875.00	100.00%
Homebuyer	ACQUISITION ONLY	550	14108 Wimbleton Dr , Victorville CA, 92395	Completed	05/30/14	1	1	05/20/14	\$3,806.45	\$3,806.45	100.00%
Homebuyer	ACQUISITION ONLY	551	14327 Gray Fox Ln , Victorville CA, 92394	Completed	05/30/14	1	1	05/20/14	\$4,181.35	\$4,181.35	100.00%
Homebuyer	ACQUISITION ONLY	632	15809 Sandalwood Ln , Victorville CA, 92395	Completed	08/17/15	1	1	08/03/15	\$24,900.00	\$24,900.00	100.00%
Homebuyer	ACQUISITION AND REHABILITATION	271	14343 Civic Dr , Victorville CA, 92392	Canceled	09/22/09	0	0	09/21/09	\$0.00	\$0.00	0.00%
Homebuyer	ACQUISITION AND REHABILITATION	386	13605 Ironstone Cir , Victorville CA, 92392	Completed	09/10/15	1	1	06/17/11	\$88,241.09	\$88,241.09	100.00%
Homebuyer	ACQUISITION AND REHABILITATION	543	13199 Andrea Dr , Victorville CA, 92392	Completed	01/04/16	1	1	12/02/13	\$195,645.03	\$195,645.03	100.00%
Homebuyer	ACQUISITION AND REHABILITATION	626	20682 Crazy Horse Ct , Apple Valley CA, 92308	Completed	04/03/18	1	1	07/16/15	\$95,943.00	\$95,943.00	100.00%
Homebuyer	ACQUISITION AND REHABILITATION	732	13605 Ironstone Cir , Victorville CA, 92392	Completed	06/27/17	1	1	05/31/17	\$2,029.14	\$2,029.14	100.00%
Homebuyer	ACQUISITION AND NEW CONSTRUCTION	187	14105 Kiowa Rd , Apple Valley CA, 92307	Canceled	06/24/10	0	0	04/16/08	\$0.00	\$0.00	0.00%



U.S. Department of Housing and Urban Development
 Office of Community Planning and Development
 Integrated Disbursement and Information System
 Status of HOME Activities - Entitlement
 APPLE VALLEY CONSORTIUM, CA

DATE: 09-03-18
 TIME: 18:33
 PAGE: 4

IDIS - PR22

Tenure Type	Activity Type	IDIS Activity	Activity Address	Activity Status	Status Date	Total Units	Home Units	Initial Funding Date	Committed Amount	Drawn Amount	PCT
Homebuyer	ACQUISITION AND NEW CONSTRUCTION	324	14170 Kiowa Rd , Apple Valley CA, 92307	Completed	05/20/14	34	9	06/24/10	\$582,964.15	\$582,964.15	100.00%
Homebuyer	ACQUISITION AND NEW CONSTRUCTION	336	14100 Kiowa Rd , Apple Valley CA, 92307	Canceled	08/23/11	0	0	09/29/10	\$0.00	\$0.00	0.00%
Homebuyer	ACQUISITION AND NEW CONSTRUCTION	337	14100 Kiowa Rd , Apple Valley CA, 92307	Canceled	08/23/11	0	0	09/29/10	\$0.00	\$0.00	0.00%
Homebuyer	ACQUISITION AND NEW CONSTRUCTION	338	14100 Kiowa Rd , Apple Valley CA, 92307	Canceled	12/05/11	0	0	09/29/10	\$0.00	\$0.00	0.00%
Homebuyer	ACQUISITION AND NEW CONSTRUCTION	339	14100 Kiowa Rd , Apple Valley CA, 92307	Canceled	08/23/11	0	0	09/29/10	\$0.00	\$0.00	0.00%
Homebuyer	ACQUISITION AND NEW CONSTRUCTION	340	14100 Kiowa Rd , Apple Valley CA, 92307	Canceled	02/23/11	0	0	09/29/10	\$0.00	\$0.00	0.00%
Homeowner Rehab	REHABILITATION	128	15252 Seneca Rd Spc 121 , Victorville CA, 92392	Completed	11/15/05	1	1	05/09/05	\$4,789.70	\$4,789.70	100.00%
Homeowner Rehab	REHABILITATION	134	13732 Rodeo Dr , Victorville CA, 92395	Completed	05/10/06	1	1	11/15/05	\$10,644.94	\$10,644.94	100.00%
Homeowner Rehab	REHABILITATION	135	16680 Forrest Ave , Victorville CA, 92395	Completed	12/28/05	1	1	11/15/05	\$6,540.00	\$6,540.00	100.00%
Homeowner Rehab	REHABILITATION	136	16465 Green Tree Blvd Apt 9 , Victorville CA, 92395	Completed	05/10/06	1	1	11/15/05	\$4,950.00	\$4,950.00	100.00%
Homeowner Rehab	REHABILITATION	137	12595 Valewood Dr , Victorville CA, 92392	Completed	05/10/06	1	1	11/15/05	\$7,010.76	\$7,010.76	100.00%
Homeowner Rehab	REHABILITATION	138	15281 Jeraldo Dr , Victorville CA, 92394	Completed	12/28/05	1	1	11/15/05	\$5,846.00	\$5,846.00	100.00%
Homeowner Rehab	REHABILITATION	139	13701 Burning Tree Dr , Victorville CA, 92395	Completed	12/28/05	1	1	11/15/05	\$7,000.00	\$7,000.00	100.00%
Homeowner Rehab	REHABILITATION	140	13393 Mariposa Rd Spc 119 , Victorville CA, 92395	Completed	12/28/05	1	1	11/15/05	\$6,680.00	\$6,680.00	100.00%
Homeowner Rehab	REHABILITATION	141	14133 Americana St , Victorville CA, 92392	Completed	12/28/05	1	1	11/15/05	\$7,188.90	\$7,188.90	100.00%
Homeowner Rehab	REHABILITATION	142	15251 Village Dr Spc 45 , Victorville CA, 92394	Completed	12/28/05	1	1	11/15/05	\$7,000.00	\$7,000.00	100.00%
Homeowner Rehab	REHABILITATION	143	13393 Mariposa Rd Spc 62 , Victorville CA, 92395	Completed	05/10/06	1	1	11/15/05	\$4,362.00	\$4,362.00	100.00%
Homeowner Rehab	REHABILITATION	144	15806 Joshua St , Victorville CA, 92394	Completed	05/10/06	1	1	11/15/05	\$6,380.00	\$6,380.00	100.00%
Homeowner Rehab	REHABILITATION	145	13393 Mariposa Rd Spc 108 , Victorville CA, 92395	Completed	05/10/06	1	1	11/15/05	\$7,140.00	\$7,140.00	100.00%



U.S. Department of Housing and Urban Development
 Office of Community Planning and Development
 Integrated Disbursement and Information System
 Status of HOME Activities - Entitlement
 APPLE VALLEY CONSORTIUM, CA

DATE: 09-03-18
 TIME: 18:33
 PAGE: 5

IDIS - PR22

Tenure Type	Activity Type	IDIS Activity	Activity Address	Activity Status	Status Date	Total Units	Home Units	Initial Funding Date	Committed Amount	Drawn Amount	PCT
Homeowner Rehab	REHABILITATION	146	15940 Stoddard Wells Rd Spc 38 , Victorville CA, 92395	Completed	05/10/06	1	1	11/15/05	\$7,515.57	\$7,515.57	100.00%
Homeowner Rehab	REHABILITATION	147	13393 Mariposa Rd Spc 239 , Victorville CA, 92395	Completed	05/10/06	1	1	11/15/05	\$6,952.13	\$6,952.13	100.00%
Homeowner Rehab	REHABILITATION	164	22636 Sitting Bull Rd , Apple Valley CA, 92308	Completed	06/08/07	1	1	04/24/06	\$18,689.00	\$18,689.00	100.00%
Homeowner Rehab	REHABILITATION	167	CITY OF VICTORVILLE - FINANCE DEPT. , VICTORVILLE CA, 92393	Completed	09/04/08	13	13	04/24/06	\$65,598.19	\$65,598.19	100.00%
Homeowner Rehab	REHABILITATION	169	TOWN OF APPLE VALLEY , APPLE VALLEY CA, 92307	Canceled	03/05/08	6	6	04/24/06	\$0.00	\$0.00	0.00%
Homeowner Rehab	REHABILITATION	232	ANY ADDRESS , VICTORVILLE CA, 92392	Completed	06/30/09	27	27	04/03/08	\$268,376.00	\$268,376.00	100.00%
Homeowner Rehab	REHABILITATION	236	14343 Civic Dr , Victorville CA, 92392	Completed	09/04/08	12	12	04/08/08	\$30,562.24	\$30,562.24	100.00%
Homeowner Rehab	REHABILITATION	240	14955 Dale Evans Pkwy , Apple Valley CA, 92307	Completed	02/01/10	13	13	04/21/08	\$198,240.00	\$198,240.00	100.00%
Homeowner Rehab	REHABILITATION	261	14955 Dale Evans Pkwy , Apple Valley CA, 92307	Completed	08/26/10	21	21	10/01/08	\$201,667.00	\$201,667.00	100.00%
Homeowner Rehab	REHABILITATION	262	14955 Dale Evans Pkwy , Apple Valley CA, 92307	Canceled	01/06/11	0	0	10/01/08	\$0.00	\$0.00	0.00%
Homeowner Rehab	REHABILITATION	268	14343 Civic Dr , Victorville CA, 92392	Canceled	09/22/09	0	0	09/21/09	\$0.00	\$0.00	0.00%
Homeowner Rehab	REHABILITATION	269	14343 Civic Dr , Victorville CA, 92392	Canceled	09/22/09	0	0	09/21/09	\$0.00	\$0.00	0.00%
Homeowner Rehab	REHABILITATION	273	14955 Dale Evans Pkwy , Apple Valley CA, 92307	Canceled	09/22/09	0	0	09/21/09	\$0.00	\$0.00	0.00%
Homeowner Rehab	REHABILITATION	303	20318 Sitting Bull Rd , Apple Valley CA, 92308	Completed	07/06/10	1	1	06/02/10	\$14,076.08	\$14,076.08	100.00%
Homeowner Rehab	REHABILITATION	330	14435 Iroquois Rd , Apple Valley CA, 92307	Completed	01/19/11	1	1	08/19/10	\$12,058.54	\$12,058.54	100.00%
Homeowner Rehab	REHABILITATION	333	19931 Rimrock Rd , Apple Valley CA, 92307	Completed	08/26/10	1	1	08/19/10	\$9,847.58	\$9,847.58	100.00%
Homeowner Rehab	REHABILITATION	334	18579 Cocqui Rd , Apple Valley CA, 92307	Completed	01/19/11	1	1	09/15/10	\$22,394.16	\$22,394.16	100.00%
Homeowner Rehab	REHABILITATION	335	21855 Carlisle Rd , Apple Valley CA, 92307	Completed	01/19/11	1	1	09/15/10	\$19,923.41	\$19,923.41	100.00%
Homeowner Rehab	REHABILITATION	346	15550 Erie Rd , Apple Valley CA, 92307	Completed	07/06/11	1	1	01/19/11	\$18,745.54	\$18,745.54	100.00%
Homeowner Rehab	REHABILITATION	351	21164 Rancherias Rd , Apple Valley CA, 92307	Completed	07/06/11	1	1	04/13/11	\$21,715.42	\$21,715.42	100.00%
Homeowner Rehab	REHABILITATION	352	21308 Pahute Rd , Apple Valley CA, 92308	Completed	07/06/11	1	1	05/03/11	\$22,148.46	\$22,148.46	100.00%
Homeowner Rehab	REHABILITATION	358	13252 Berkeley Ln , Victorville CA, 92392	Canceled	07/10/12	1	1	06/17/11	\$0.00	\$0.00	0.00%
Homeowner Rehab	REHABILITATION	359	12518 Townhill Ct , Victorville CA, 92392	Canceled	07/10/12	0	0	06/17/11	\$0.00	\$0.00	0.00%



U.S. Department of Housing and Urban Development
 Office of Community Planning and Development
 Integrated Disbursement and Information System
 Status of HOME Activities - Entitlement
 APPLE VALLEY CONSORTIUM, CA

DATE: 09-03-18
 TIME: 18:33
 PAGE: 6

IDIS - PR22

Tenure Type	Activity Type	IDIS Activity	Activity Address	Activity Status	Status Date	Total Units	Home Units	Initial Funding Date	Committed Amount	Drawn Amount	PCT
Homeowner Rehab	REHABILITATION	360	12252 Galaxy St , Victorville CA, 92392	Canceled	07/10/12	1	1	06/17/11	\$0.00	\$0.00	0.00%
Homeowner Rehab	REHABILITATION	361	13777 Burning Tree Dr , Victorville CA, 92395	Canceled	06/23/11	0	0	06/17/11	\$0.00	\$0.00	0.00%
Homeowner Rehab	REHABILITATION	362	14741 Carter Rd , Victorville CA, 92394	Completed	08/08/11	1	1	06/17/11	\$8,856.00	\$8,856.00	100.00%
Homeowner Rehab	REHABILITATION	363	15940 Stoddard Wells Rd Spc 47 , Victorville CA, 92395	Completed	08/08/11	1	1	06/17/11	\$12,075.00	\$12,075.00	100.00%
Homeowner Rehab	REHABILITATION	364	14032 Victoria Dr , Victorville CA, 92395	Completed	08/08/11	1	1	06/17/11	\$10,243.00	\$10,243.00	100.00%
Homeowner Rehab	REHABILITATION	365	15940 Stoddard Wells Rd Spc 134 , Victorville CA, 92395	Completed	08/08/11	1	1	06/17/11	\$10,235.00	\$10,235.00	100.00%
Homeowner Rehab	REHABILITATION	366	15508 Pamela Ln , Victorville CA, 92394	Completed	08/08/11	1	1	06/17/11	\$11,425.00	\$11,425.00	100.00%
Homeowner Rehab	REHABILITATION	367	12749 Triple Tree Ter , Victorville CA, 92392	Completed	08/23/11	1	1	06/17/11	\$11,054.00	\$11,054.00	100.00%
Homeowner Rehab	REHABILITATION	368	15940 Stoddard Wells Rd Spc 54 , Victorville CA, 92395	Completed	08/08/11	1	1	06/17/11	\$10,358.00	\$10,358.00	100.00%
Homeowner Rehab	REHABILITATION	369	15940 Stoddard Wells Rd Spc 133 , Victorville CA, 92395	Completed	08/08/11	1	1	06/17/11	\$9,070.00	\$9,070.00	100.00%
Homeowner Rehab	REHABILITATION	370	15940 Stoddard Wells Rd Spc 85 , Victorville CA, 92395	Completed	08/08/11	1	1	06/17/11	\$4,444.13	\$4,444.13	100.00%
Homeowner Rehab	REHABILITATION	371	14000 El Evado Rd Spc 85 , Victorville CA, 92392	Completed	08/08/11	1	1	06/17/11	\$9,158.00	\$9,158.00	100.00%
Homeowner Rehab	REHABILITATION	372	13393 Mariposa Rd Spc 146 , Victorville CA, 92395	Completed	08/08/11	1	1	06/17/11	\$10,475.00	\$10,475.00	100.00%
Homeowner Rehab	REHABILITATION	373	13393 Mariposa Rd Spc 32 , Victorville CA, 92395	Completed	08/08/11	1	1	06/17/11	\$10,500.00	\$10,500.00	100.00%
Homeowner Rehab	REHABILITATION	374	15252 Seneca Rd Spc 167 , Victorville CA, 92392	Completed	08/08/11	1	1	06/17/11	\$12,775.00	\$12,775.00	100.00%
Homeowner Rehab	REHABILITATION	375	13393 Mariposa Rd Spc 240 , Victorville CA, 92395	Completed	08/08/11	1	1	06/17/11	\$5,827.44	\$5,827.44	100.00%
Homeowner Rehab	REHABILITATION	376	14000 El Evado Rd Spc 82 , Victorville CA, 92392	Completed	08/08/11	1	1	06/17/11	\$10,380.00	\$10,380.00	100.00%
Homeowner Rehab	REHABILITATION	377	15940 Stoddard Wells Rd Spc 70 , Victorville CA, 92395	Completed	08/08/11	1	1	06/17/11	\$11,004.00	\$11,004.00	100.00%
Homeowner Rehab	REHABILITATION	378	16772 Tracy St , Victorville CA, 92395	Completed	08/08/11	1	1	06/17/11	\$10,000.00	\$10,000.00	100.00%
Homeowner Rehab	REHABILITATION	379	16473 Wimbleton Dr , Victorville CA, 92395	Completed	08/08/11	1	1	06/17/11	\$12,485.00	\$12,485.00	100.00%
Homeowner Rehab	REHABILITATION	380	16321 Trinidad Dr , Victorville CA, 92395	Completed	08/08/11	1	1	06/17/11	\$11,625.00	\$11,625.00	100.00%
Homeowner Rehab	REHABILITATION	381	12258 Merrod Way , Victorville CA, 92395	Completed	08/08/11	1	1	06/17/11	\$9,955.00	\$9,955.00	100.00%



U.S. Department of Housing and Urban Development
 Office of Community Planning and Development
 Integrated Disbursement and Information System
 Status of HOME Activities - Entitlement
 APPLE VALLEY CONSORTIUM, CA

DATE: 09-03-18
 TIME: 18:33
 PAGE: 7

IDIS - PR22

Tenure Type	Activity Type	IDIS Activity	Activity Address	Activity Status	Status Date	Total Units	Home Units	Initial Funding Date	Committed Amount	Drawn Amount	PCT
Homeowner Rehab	REHABILITATION	382	15940 Stoddard Wells Rd Spc 39 , Victorville CA, 92395	Completed	08/08/11	1	1	06/17/11	\$12,090.00	\$12,090.00	100.00%
Homeowner Rehab	REHABILITATION	383	14204 Arrowhead Dr , Victorville CA, 92395	Completed	08/08/11	1	1	06/17/11	\$10,000.00	\$10,000.00	100.00%
Homeowner Rehab	REHABILITATION	384	12474 7th Ave , Victorville CA, 92395	Completed	08/08/11	1	1	06/17/11	\$6,727.43	\$6,727.43	100.00%
Homeowner Rehab	REHABILITATION	387	13145 Topock Rd , Apple Valley CA, 92308	Completed	07/19/11	1	1	06/17/11	\$21,810.42	\$21,810.42	100.00%
Homeowner Rehab	REHABILITATION	388	11871 Mohawk Rd , Apple Valley CA, 92308	Completed	07/19/11	1	1	06/17/11	\$16,914.92	\$16,914.92	100.00%
Homeowner Rehab	REHABILITATION	389	19176 Palo Verde Dr , Apple Valley CA, 92308	Completed	07/19/11	1	1	06/17/11	\$21,918.96	\$21,918.96	100.00%
Homeowner Rehab	REHABILITATION	390	16410 Tao Rd , Apple Valley CA, 92307	Completed	07/19/11	1	1	06/17/11	\$21,445.96	\$21,445.96	100.00%
Homeowner Rehab	REHABILITATION	391	21955 Otoe Rd , Apple Valley CA, 92307	Completed	10/18/11	1	1	06/17/11	\$21,244.59	\$21,244.59	100.00%
Homeowner Rehab	REHABILITATION	392	15090 Pocahantas St , Apple Valley CA, 92307	Completed	08/01/11	1	1	06/17/11	\$22,348.96	\$22,348.96	100.00%
Homeowner Rehab	REHABILITATION	393	21940 Carlisle Rd , Apple Valley CA, 92307	Completed	07/26/12	1	1	06/17/11	\$23,740.84	\$23,740.84	100.00%
Homeowner Rehab	REHABILITATION	394	22481 Gold Bar Ct , Apple Valley CA, 92307	Canceled	12/05/11	0	0	06/17/11	\$0.00	\$0.00	0.00%
Homeowner Rehab	REHABILITATION	417	22481 Gold Bar Ct , Apple Valley CA, 92307	Completed	12/13/11	1	1	12/05/11	\$11,671.96	\$11,671.96	100.00%
Homeowner Rehab	REHABILITATION	421	13640 Lakota Rd , Apple Valley CA, 92308	Completed	01/27/12	1	1	01/18/12	\$21,853.96	\$21,853.96	100.00%
Homeowner Rehab	REHABILITATION	423	13099 Algonquin Rd , Apple Valley CA, 92308	Completed	05/30/12	1	1	01/31/12	\$21,442.96	\$21,442.96	100.00%
Homeowner Rehab	REHABILITATION	424	21235 Neola Rd , Apple Valley CA, 92308	Completed	05/30/12	1	1	04/11/12	\$22,291.46	\$22,291.46	100.00%
Homeowner Rehab	REHABILITATION	425	21850 Arapahoe Ave , Apple Valley CA, 92307	Completed	04/19/12	1	1	04/12/12	\$20,962.00	\$20,962.00	100.00%
Homeowner Rehab	REHABILITATION	426	22577 Lucilla Rd , Apple Valley CA, 92308	Completed	08/06/12	1	1	04/19/12	\$24,742.31	\$24,742.31	100.00%
Homeowner Rehab	REHABILITATION	427	12696 Kiowa Rd , Apple Valley CA, 92308	Canceled	05/08/13	1	1	04/19/12	\$0.00	\$0.00	0.00%
Homeowner Rehab	REHABILITATION	431	16092 Mandan Rd , Apple Valley CA, 92307	Canceled	05/08/13	1	1	04/25/12	\$0.00	\$0.00	0.00%
Homeowner Rehab	REHABILITATION	432	11811 Savage Ln , Apple Valley CA, 92308	Canceled	08/08/12	1	1	04/26/12	\$0.00	\$0.00	0.00%
Homeowner Rehab	REHABILITATION	433	15940 Stoddard Wells Rd Spc 49 , Victorville CA, 92395	Completed	11/27/12	1	1	05/03/12	\$9,800.00	\$9,800.00	100.00%
Homeowner Rehab	REHABILITATION	434	16206 Del Norte Dr , Victorville CA, 92395	Completed	11/27/12	1	1	05/03/12	\$10,950.00	\$10,950.00	100.00%



U.S. Department of Housing and Urban Development
 Office of Community Planning and Development
 Integrated Disbursement and Information System
 Status of HOME Activities - Entitlement
 APPLE VALLEY CONSORTIUM, CA

DATE: 09-03-18
 TIME: 18:33
 PAGE: 8

IDIS - PR22

Tenure Type	Activity Type	IDIS Activity	Activity Address	Activity Status	Status Date	Total Units	Home Units	Initial Funding Date	Committed Amount	Drawn Amount	PCT
Homeowner Rehab	REHABILITATION	435	12818 Desert Creek Cir , Victorville CA, 92395	Completed	11/27/12	1	1	05/03/12	\$7,530.00	\$7,530.00	100.00%
Homeowner Rehab	REHABILITATION	436	14363 Chamberlain Dr , Victorville CA, 92394	Completed	11/27/12	1	1	05/03/12	\$9,643.00	\$9,643.00	100.00%
Homeowner Rehab	REHABILITATION	437	15940 Stoddard Wells Rd Spc 14 , Victorville CA, 92395	Completed	11/27/12	1	1	05/03/12	\$10,440.00	\$10,440.00	100.00%
Homeowner Rehab	REHABILITATION	438	12474 7th Ave , Victorville CA, 92395	Completed	11/27/12	1	1	05/03/12	\$2,412.57	\$2,412.57	100.00%
Homeowner Rehab	REHABILITATION	439	11319 Newland Ct , Victorville CA, 92392	Completed	11/27/12	1	1	05/03/12	\$10,000.00	\$10,000.00	100.00%
Homeowner Rehab	REHABILITATION	440	15940 Stoddard Wells Rd Spc 42 , Victorville CA, 92395	Completed	11/27/12	1	1	05/03/12	\$10,000.00	\$10,000.00	100.00%
Homeowner Rehab	REHABILITATION	442	13393 Mariposa Rd Spc 8 , Victorville CA, 92395	Completed	11/27/12	1	1	05/03/12	\$9,975.00	\$9,975.00	100.00%
Homeowner Rehab	REHABILITATION	443	14620 Corral St , Victorville CA, 92394	Completed	11/27/12	1	1	05/03/12	\$9,195.00	\$9,195.00	100.00%
Homeowner Rehab	REHABILITATION	444	13393 Mariposa Rd Spc 186 , Victorville CA, 92395	Completed	11/27/12	1	1	05/03/12	\$9,510.00	\$9,510.00	100.00%
Homeowner Rehab	REHABILITATION	445	13393 Mariposa Rd Spc 279 , Victorville CA, 92395	Completed	11/27/12	1	1	05/03/12	\$11,440.00	\$11,440.00	100.00%
Homeowner Rehab	REHABILITATION	446	15252 Seneca Rd Spc 133 , Victorville CA, 92392	Completed	11/27/12	1	1	05/03/12	\$9,917.00	\$9,917.00	100.00%
Homeowner Rehab	REHABILITATION	447	13393 Mariposa Rd Spc 287 , Victorville CA, 92395	Completed	11/27/12	1	1	05/03/12	\$9,954.00	\$9,954.00	100.00%
Homeowner Rehab	REHABILITATION	448	16278 Wimbleton Dr , Victorville CA, 92395	Completed	11/27/12	1	1	05/03/12	\$10,135.00	\$10,135.00	100.00%
Homeowner Rehab	REHABILITATION	449	15252 Seneca Rd Spc 220 , Victorville CA, 92392	Completed	11/27/12	1	1	05/03/12	\$12,680.00	\$12,680.00	100.00%
Homeowner Rehab	REHABILITATION	450	14155 Cortez Dr , Victorville CA, 92392	Completed	11/27/12	1	1	05/03/12	\$5,750.00	\$5,750.00	100.00%
Homeowner Rehab	REHABILITATION	451	16309 Trinidad Dr , Victorville CA, 92395	Completed	11/27/12	1	1	05/03/12	\$10,199.43	\$10,199.43	100.00%
Homeowner Rehab	REHABILITATION	452	15940 Stoddard Wells Rd Spc 81 , Victorville CA, 92395	Completed	11/27/12	1	1	05/03/12	\$10,279.00	\$10,279.00	100.00%
Homeowner Rehab	REHABILITATION	453	13751 Rockford Dr , Victorville CA, 92395	Completed	11/27/12	1	1	05/03/12	\$10,190.00	\$10,190.00	100.00%
Homeowner Rehab	REHABILITATION	454	13393 Mariposa Rd Spc 104 , Victorville CA, 92395	Completed	11/27/12	1	1	05/03/12	\$10,000.00	\$10,000.00	100.00%
Homeowner Rehab	REHABILITATION	455	13152 Hollyberry Rd , Victorville CA, 92392	Completed	02/19/13	1	1	06/25/12	\$23,399.11	\$23,399.11	100.00%
Homeowner Rehab	REHABILITATION	473	11811 Savage Ln , Apple Valley CA, 92308	Completed	08/08/12	1	1	08/06/12	\$24,509.34	\$24,509.34	100.00%
Homeowner Rehab	REHABILITATION	475	13152 Hollyberry Rd , Victorville CA, 92392	Canceled	08/16/12	1	1	08/16/12	\$0.00	\$0.00	0.00%
Homeowner Rehab	REHABILITATION	479	16092 Mandan Rd , Apple Valley CA, 92307	Completed	11/28/12	1	1	11/20/12	\$24,593.62	\$24,593.62	100.00%



U.S. Department of Housing and Urban Development
 Office of Community Planning and Development
 Integrated Disbursement and Information System
 Status of HOME Activities - Entitlement
 APPLE VALLEY CONSORTIUM, CA

DATE: 09-03-18
 TIME: 18:33
 PAGE: 9

IDIS - PR22

Tenure Type	Activity Type	IDIS Activity	Activity Address	Activity Status	Status Date	Total Units	Home Units	Initial Funding Date	Committed Amount	Drawn Amount	PCT
Homeowner Rehab	REHABILITATION	481	20796 Sholic Rd , Apple Valley CA, 92308	Completed	12/13/12	1	1	12/12/12	\$22,566.60	\$22,566.60	100.00%
Homeowner Rehab	REHABILITATION	482	12696 Kiowa Rd , Apple Valley CA, 92308	Completed	05/07/13	1	1	12/18/12	\$24,137.78	\$24,137.78	100.00%
Homeowner Rehab	REHABILITATION	483	12340 Kenora Rd , Apple Valley CA, 92308	Completed	04/23/13	1	1	01/22/13	\$23,314.45	\$23,314.45	100.00%
Homeowner Rehab	REHABILITATION	484	21910 Cherokee Ave , Apple Valley CA, 92307	Completed	04/23/13	1	1	02/26/13	\$25,621.38	\$25,621.38	100.00%
Homeowner Rehab	REHABILITATION	486	15530 Dakota Rd , Apple Valley CA, 92307	Completed	05/20/13	1	1	03/26/13	\$24,015.49	\$24,015.49	100.00%
Homeowner Rehab	REHABILITATION	487	19453 Symeron Rd , Apple Valley CA, 92307	Completed	04/23/13	1	1	04/02/13	\$21,578.65	\$21,578.65	100.00%
Homeowner Rehab	REHABILITATION	489	20887 Otowi Rd , Apple Valley CA, 92308	Completed	04/23/13	1	1	04/15/13	\$25,802.90	\$25,802.90	100.00%
Homeowner Rehab	REHABILITATION	490	16810 Century Plant Rd , Apple Valley CA, 92307	Completed	07/02/13	1	1	04/17/13	\$22,726.40	\$22,726.40	100.00%
Homeowner Rehab	REHABILITATION	493	21152 Valencia St , Apple Valley CA, 92308	Completed	06/27/13	1	1	06/20/13	\$23,049.00	\$23,049.00	100.00%
Homeowner Rehab	REHABILITATION	494	14596 Apple Valley Rd , Apple Valley CA, 92307	Canceled	12/04/13	0	0	06/27/13	\$0.00	\$0.00	0.00%
Homeowner Rehab	REHABILITATION	495	19132 Tehachapi Rd , Apple Valley CA, 92307	Completed	02/20/15	1	1	06/27/13	\$23,918.28	\$23,918.28	100.00%
Homeowner Rehab	REHABILITATION	496	13054 Waco Rd , Apple Valley CA, 92308	Completed	05/30/14	1	1	06/27/13	\$12,856.77	\$12,856.77	100.00%
Homeowner Rehab	REHABILITATION	497	11061 Kiowa Rd , Apple Valley CA, 92308	Canceled	08/01/13	0	0	06/27/13	\$0.00	\$0.00	0.00%
Homeowner Rehab	REHABILITATION	498	21430 Nowata Rd , Apple Valley CA, 92308	Canceled	08/01/13	0	0	06/27/13	\$0.00	\$0.00	0.00%
Homeowner Rehab	REHABILITATION	500	15575 Apache Rd , Apple Valley CA, 92307	Completed	05/30/14	1	1	06/27/13	\$23,383.65	\$23,383.65	100.00%
Homeowner Rehab	REHABILITATION	501	20386 Eyota Rd , Apple Valley CA, 92308	Completed	08/07/15	1	1	06/27/13	\$23,578.51	\$23,578.51	100.00%
Homeowner Rehab	REHABILITATION	503	14429 Cactus Dr , Victorville CA, 92395	Completed	08/08/16	1	1	07/16/13	\$11,681.58	\$11,681.58	100.00%
Homeowner Rehab	REHABILITATION	504	15717 La Cubre Dr , Victorville CA, 92394	Completed	08/08/16	1	1	07/16/13	\$10,361.20	\$10,361.20	100.00%
Homeowner Rehab	REHABILITATION	505	14411 Palmdale Rd Spc 33 #33 , Victorville CA, 92392	Completed	05/30/14	1	1	07/16/13	\$10,825.00	\$10,825.00	100.00%
Homeowner Rehab	REHABILITATION	506	14000 El Evado Rd Spc 64 , Victorville CA, 92392	Canceled	05/19/14	1	1	07/16/13	\$0.00	\$0.00	0.00%
Homeowner Rehab	REHABILITATION	507	13930 Wagon Wheel Dr , Victorville CA, 92392	Completed	05/30/14	1	1	07/16/13	\$11,349.65	\$11,349.65	100.00%



U.S. Department of Housing and Urban Development
 Office of Community Planning and Development
 Integrated Disbursement and Information System
 Status of HOME Activities - Entitlement
 APPLE VALLEY CONSORTIUM, CA

DATE: 09-03-18
 TIME: 18:33
 PAGE: 10

IDIS - PR22

Tenure Type	Activity Type	IDIS Activity	Activity Address	Activity Status	Status Date	Total Units	Home Units	Initial Funding Date	Committed Amount	Drawn Amount	PCT
Homeowner Rehab	REHABILITATION	508	13250 Northstar Ave , Victorville CA, 92392	Canceled	05/19/14	1	1	07/16/13	\$0.00	\$0.00	0.00%
Homeowner Rehab	REHABILITATION	509	15940 Stoddard Wells Rd , Victorville CA, 92395	Completed	08/07/15	1	1	07/16/13	\$10,796.62	\$10,796.62	100.00%
Homeowner Rehab	REHABILITATION	510	15940 Stoddard Wells Rd , Victorville CA, 92395	Completed	05/30/14	1	1	07/16/13	\$11,241.67	\$11,241.67	100.00%
Homeowner Rehab	REHABILITATION	511	13874 Tam O Shanter Dr , Victorville CA, 92395	Canceled	05/19/14	1	1	07/16/13	\$0.00	\$0.00	0.00%
Homeowner Rehab	REHABILITATION	512	12475 Shamrock Ave , Victorville CA, 92395	Canceled	05/19/14	1	1	07/16/13	\$0.00	\$0.00	0.00%
Homeowner Rehab	REHABILITATION	513	15252 Seneca Rd , Victorville CA, 92392	Completed	08/07/15	1	1	07/16/13	\$14,269.74	\$14,269.74	100.00%
Homeowner Rehab	REHABILITATION	516	14000 El Evado Rd Spc 78 , Victorville CA, 92392	Completed	05/30/14	1	1	07/24/13	\$12,701.44	\$12,701.44	100.00%
Homeowner Rehab	REHABILITATION	517	16280 Del Norte Dr , Victorville CA, 92395	Completed	05/30/14	1	1	07/24/13	\$6,239.44	\$6,239.44	100.00%
Homeowner Rehab	REHABILITATION	518	15940 Stoddard Wells Rd Spc 88 , Victorville CA, 92395	Completed	05/30/14	1	1	07/24/13	\$11,338.40	\$11,338.40	100.00%
Homeowner Rehab	REHABILITATION	519	15252 Seneca Rd Spc 305 , Victorville CA, 92392	Completed	05/30/14	1	1	07/24/13	\$12,031.64	\$12,031.64	100.00%
Homeowner Rehab	REHABILITATION	520	14000 El Evado Rd Spc 80 , Victorville CA, 92392	Completed	05/30/14	1	1	07/24/13	\$9,545.70	\$9,545.70	100.00%
Homeowner Rehab	REHABILITATION	521	13393 Mariposa Rd Spc 56 , Victorville CA, 92395	Completed	05/30/14	1	1	07/24/13	\$10,108.05	\$10,108.05	100.00%
Homeowner Rehab	REHABILITATION	544	15496 Apple Valley Rd , Apple Valley CA, 92307	Completed	02/06/14	1	1	12/02/13	\$25,268.46	\$25,268.46	100.00%
Homeowner Rehab	REHABILITATION	546	22696 Standing Rock Rd , Apple Valley CA, 92307	Completed	04/17/14	1	1	04/09/14	\$22,042.77	\$22,042.77	100.00%
Homeowner Rehab	REHABILITATION	547	15533 Chole Rd , Apple Valley CA, 92307	Completed	06/16/14	1	1	04/10/14	\$23,365.31	\$23,365.31	100.00%
Homeowner Rehab	REHABILITATION	552	12792 Velare Ct , Victorville CA, 92392	Completed	07/01/15	1	1	05/21/14	\$11,242.89	\$11,242.89	100.00%
Homeowner Rehab	REHABILITATION	553	14000 El Evado Rd Spc 83 Sp 83 , Victorville CA, 92392	Completed	07/01/15	1	1	05/21/14	\$11,543.08	\$11,543.08	100.00%
Homeowner Rehab	REHABILITATION	554	15252 Seneca Rd Spc 325 Sp 325 , Victorville CA, 92392	Completed	07/01/15	1	1	05/21/14	\$9,913.66	\$9,913.66	100.00%
Homeowner Rehab	REHABILITATION	571	15070 Flathead Rd , Apple Valley CA, 92307	Completed	02/20/15	1	1	06/16/14	\$23,567.87	\$23,567.87	100.00%
Homeowner Rehab	REHABILITATION	572	21089 Valencia St , Apple Valley CA, 92308	Completed	08/07/15	1	1	06/16/14	\$22,463.10	\$22,463.10	100.00%
Homeowner Rehab	REHABILITATION	573	13448 Francesca Rd , Apple Valley CA, 92308	Completed	08/07/15	1	1	06/16/14	\$21,167.80	\$21,167.80	100.00%
Homeowner Rehab	REHABILITATION	574	14351 Jicarilla Rd , Apple Valley CA, 92307	Canceled	10/30/14	0	0	06/16/14	\$0.00	\$0.00	0.00%



U.S. Department of Housing and Urban Development
 Office of Community Planning and Development
 Integrated Disbursement and Information System
 Status of HOME Activities - Entitlement
 APPLE VALLEY CONSORTIUM, CA

DATE: 09-03-18
 TIME: 18:33
 PAGE: 11

IDIS - PR22

Tenure Type	Activity Type	IDIS Activity	Activity Address	Activity Status	Status Date	Total Units	Home Units	Initial Funding Date	Committed Amount	Drawn Amount	PCT
Homeowner Rehab	REHABILITATION	575	22977 El Centro Rd , Apple Valley CA, 92307	Canceled	07/23/14	0	0	06/16/14	\$0.00	\$0.00	0.00%
Homeowner Rehab	REHABILITATION	576	15252 Seneca Rd Spc 315 , Victorville CA, 92392	Completed	01/20/17	1	1	06/19/14	\$11,466.06	\$11,466.06	100.00%
Homeowner Rehab	REHABILITATION	577	15940 Stoddard Wells Rd Spc 10 , Victorville CA, 92395	Completed	08/07/15	1	1	06/19/14	\$7,055.78	\$7,055.78	100.00%
Homeowner Rehab	REHABILITATION	578	15810 Inyo St , Victorville CA, 92395	Completed	08/08/16	1	1	06/19/14	\$13,787.90	\$13,787.90	100.00%
Homeowner Rehab	REHABILITATION	579	15940 Stoddard Wells Rd Spc 23 , Victorville CA, 92395	Canceled	06/20/15	0	0	06/19/14	\$0.00	\$0.00	0.00%
Homeowner Rehab	REHABILITATION	580	15940 Stoddard Wells Rd Spc 100 , Victorville CA, 92395	Canceled	06/20/15	0	0	06/19/14	\$0.00	\$0.00	0.00%
Homeowner Rehab	REHABILITATION	581	12362 Squaw Valley Ln , Victorville CA, 92395	Completed	08/08/16	1	1	06/19/14	\$11,409.00	\$11,409.00	100.00%
Homeowner Rehab	REHABILITATION	593	21160 Neola Rd , Apple Valley CA, 92308	Completed	09/10/15	1	1	03/16/15	\$20,953.22	\$20,953.22	100.00%
Homeowner Rehab	REHABILITATION	594	14567 Jelan Ave , Apple Valley CA, 92307	Canceled	06/15/15	0	0	03/16/15	\$0.00	\$0.00	0.00%
Homeowner Rehab	REHABILITATION	595	11177 Kiowa Rd , Apple Valley CA, 92308	Completed	09/10/15	1	1	03/16/15	\$21,532.62	\$21,532.62	100.00%
Homeowner Rehab	REHABILITATION	596	13496 Deerwood Rd , Apple Valley CA, 92308	Canceled	04/28/15	0	0	03/16/15	\$0.00	\$0.00	0.00%
Homeowner Rehab	REHABILITATION	598	19245 Elm Dr , Apple Valley CA, 92308	Canceled	01/22/16	0	0	03/16/15	\$0.00	\$0.00	0.00%
Homeowner Rehab	REHABILITATION	599	22717 Shawnee Rd , Apple Valley CA, 92308	Canceled	06/15/15	0	0	03/16/15	\$0.00	\$0.00	0.00%
Homeowner Rehab	REHABILITATION	600	21511 Ramona Ave , Apple Valley CA, 92307	Completed	03/08/16	1	1	03/16/15	\$21,695.45	\$21,695.45	100.00%
Homeowner Rehab	REHABILITATION	602	10558 Jamul Rd , Apple Valley CA, 92308	Canceled	01/22/16	0	0	04/15/15	\$0.00	\$0.00	0.00%
Homeowner Rehab	REHABILITATION	603	15933 Tao Rd , Apple Valley CA, 92307	Canceled	06/10/15	0	0	04/15/15	\$0.00	\$0.00	0.00%
Homeowner Rehab	REHABILITATION	605	16135 Atoka Rd , Apple Valley CA, 92307	Completed	03/08/16	1	1	04/28/15	\$23,188.67	\$23,188.67	100.00%
Homeowner Rehab	REHABILITATION	606	13974 Quinnault Rd , Apple Valley CA, 92307	Canceled	08/26/15	0	0	04/28/15	\$0.00	\$0.00	0.00%
Homeowner Rehab	REHABILITATION	630	13518 Lakeside Dr , Victorville CA, 92395	Completed	08/07/15	1	1	07/08/15	\$11,371.74	\$11,371.74	100.00%
Homeowner Rehab	REHABILITATION	637	19245 Elm Dr , Apple Valley CA, 92308	Completed	01/12/16	1	1	12/22/15	\$10,094.69	\$10,094.69	100.00%
Homeowner Rehab	REHABILITATION	639	16147 Wintun Rd , Apple Valley CA, 92307	Canceled	08/08/16	1	1	02/02/16	\$0.00	\$0.00	0.00%
Homeowner Rehab	REHABILITATION	641	14121 Lakota Rd , Apple Valley CA, 92307	Completed	03/08/16	1	1	02/24/16	\$22,569.17	\$22,569.17	100.00%



U.S. Department of Housing and Urban Development
 Office of Community Planning and Development
 Integrated Disbursement and Information System
 Status of HOME Activities - Entitlement
 APPLE VALLEY CONSORTIUM, CA

DATE: 09-03-18
 TIME: 18:33
 PAGE: 12

IDIS - PR22

Tenure Type	Activity Type	IDIS Activity	Activity Address	Activity Status	Status Date	Total Units	Home Units	Initial Funding Date	Committed Amount	Drawn Amount	PCT
Homeowner Rehab	REHABILITATION	642	21765 Standing Rock Ave , Apple Valley CA, 92307	Completed	03/09/16	1	1	03/01/16	\$22,390.80	\$22,390.80	100.00%
Homeowner Rehab	REHABILITATION	643	19123 Charlotte Pl , Apple Valley CA, 92308	Completed	03/09/16	1	1	03/01/16	\$23,437.97	\$23,437.97	100.00%
Homeowner Rehab	REHABILITATION	645	13393 Mariposa Rd Spc 234 , Victorville CA, 92395	Completed	08/08/16	1	1	03/31/16	\$14,871.76	\$14,871.76	100.00%
Homeowner Rehab	REHABILITATION	651	22365 Pahute Rd , Apple Valley CA, 92308	Completed	08/08/16	1	1	06/30/16	\$23,549.52	\$23,549.52	100.00%
Homeowner Rehab	REHABILITATION	652	13371 Franceska Rd , Apple Valley CA, 92308	Completed	08/08/16	1	1	06/30/16	\$21,861.10	\$21,861.10	100.00%
Homeowner Rehab	REHABILITATION	653	15940 Stoddard Wells Rd Spc 135 , Victorville CA, 92395	Completed	08/08/16	1	1	06/30/16	\$8,166.72	\$8,166.72	100.00%
Homeowner Rehab	REHABILITATION	654	13393 Mariposa Rd Spc 66 , Victorville CA, 92395	Completed	08/08/16	1	1	06/30/16	\$10,707.62	\$10,707.62	100.00%
Homeowner Rehab	REHABILITATION	655	15940 Stoddard Wells Rd Spc 34 , Victorville CA, 92395	Completed	06/27/17	1	1	07/05/16	\$14,538.00	\$14,538.00	100.00%
Homeowner Rehab	REHABILITATION	656	17656 Benton Way , Victorville CA, 92395	Completed	07/06/17	1	1	07/05/16	\$14,902.54	\$14,902.54	100.00%
Homeowner Rehab	REHABILITATION	657	15315 Little Beaver St , Victorville CA, 92395	Completed	08/08/16	1	1	07/05/16	\$15,475.28	\$15,475.28	100.00%
Homeowner Rehab	REHABILITATION	658	13393 Mariposa Rd Spc 49 , Victorville CA, 92395	Completed	08/08/16	1	1	07/05/16	\$16,266.44	\$16,266.44	100.00%
Homeowner Rehab	REHABILITATION	659	13393 Mariposa Rd Spc 184 , Victorville CA, 92395	Completed	08/08/16	1	1	07/05/16	\$13,083.74	\$13,083.74	100.00%
Homeowner Rehab	REHABILITATION	660	15252 Seneca Rd Spc 348 , Victorville CA, 92392	Completed	08/08/16	1	1	07/05/16	\$15,554.36	\$15,554.36	100.00%
Homeowner Rehab	REHABILITATION	661	13252 Berkeley Ln , Victorville CA, 92392	Completed	08/08/16	1	1	07/05/16	\$16,178.23	\$16,178.23	100.00%
Homeowner Rehab	REHABILITATION	662	12576 Aspenview St , Victorville CA, 92392	Completed	08/08/16	1	1	07/05/16	\$11,282.24	\$11,282.24	100.00%
Homeowner Rehab	REHABILITATION	663	12859 Berrydale St , Victorville CA, 92392	Completed	08/08/16	1	1	07/05/16	\$9,874.53	\$9,874.53	100.00%
Homeowner Rehab	REHABILITATION	664	13393 Mariposa Rd Spc 221 , Victorville CA, 92395	Completed	08/08/16	1	1	07/05/16	\$13,606.80	\$13,606.80	100.00%
Homeowner Rehab	REHABILITATION	665	15940 Stoddard Wells Rd Spc 100 , Victorville CA, 92395	Completed	08/08/16	1	1	07/05/16	\$12,978.81	\$12,978.81	100.00%
Homeowner Rehab	REHABILITATION	666	13374 Winter Park St , Victorville CA, 92394	Completed	08/08/16	1	1	07/05/16	\$8,798.27	\$8,798.27	100.00%
Homeowner Rehab	REHABILITATION	667	13237 Tulore Ct , Victorville CA, 92392	Completed	08/08/16	1	1	07/05/16	\$11,150.73	\$11,150.73	100.00%
Homeowner Rehab	REHABILITATION	668	13393 Mariposa Rd Spc 216 , Victorville CA, 92395	Completed	08/08/16	1	1	07/05/16	\$14,531.16	\$14,531.16	100.00%
Homeowner Rehab	REHABILITATION	669	14371 Mojave Ln , Victorville CA, 92395	Completed	08/08/16	1	1	07/05/16	\$12,828.26	\$12,828.26	100.00%



U.S. Department of Housing and Urban Development
 Office of Community Planning and Development
 Integrated Disbursement and Information System
 Status of HOME Activities - Entitlement
 APPLE VALLEY CONSORTIUM, CA

DATE: 09-03-18
 TIME: 18:33
 PAGE: 13

IDIS - PR22

Tenure Type	Activity Type	IDIS Activity	Activity Address	Activity Status	Status Date	Total Units	Home Units	Initial Funding Date	Committed Amount	Drawn Amount	PCT
Homeowner Rehab	REHABILITATION	670	15252 Seneca Rd Spc 55 , Victorville CA, 92392	Completed	08/08/16	1	1	07/05/16	\$18,418.32	\$18,418.32	100.00%
Homeowner Rehab	REHABILITATION	671	13775 Deauville Dr , Victorville CA, 92395	Completed	08/08/16	1	1	07/05/16	\$15,360.73	\$15,360.73	100.00%
Homeowner Rehab	REHABILITATION	695	12707 Central Rd , Apple Valley CA, 92308	Completed	06/27/17	1	1	10/25/16	\$22,123.58	\$22,123.58	100.00%
Homeowner Rehab	REHABILITATION	698	16751 Highgate Ct , Victorville CA, 92395	Completed	06/27/17	1	1	11/21/16	\$8,662.16	\$8,662.16	100.00%
Homeowner Rehab	REHABILITATION	699	15723 Garnet Cv , Victorville CA, 92394	Completed	06/27/17	1	1	11/21/16	\$12,603.18	\$12,603.18	100.00%
Homeowner Rehab	REHABILITATION	700	14224 Northstar Ave , Victorville CA, 92392	Completed	06/27/17	1	1	11/21/16	\$15,324.62	\$15,324.62	100.00%
Homeowner Rehab	REHABILITATION	701	13393 Mariposa Rd Spc 148 , Victorville CA, 92395	Completed	06/27/17	1	1	11/22/16	\$15,060.20	\$15,060.20	100.00%
Homeowner Rehab	REHABILITATION	702	15252 Seneca Rd Spc 179 , Victorville CA, 92392	Completed	06/27/17	1	1	11/22/16	\$14,207.88	\$14,207.88	100.00%
Homeowner Rehab	REHABILITATION	703	15393 Nisqualli Rd , Victorville CA, 92395	Completed	06/27/17	1	1	11/22/16	\$15,001.79	\$15,001.79	100.00%
Homeowner Rehab	REHABILITATION	704	13393 Mariposa Rd Spc 147 , Victorville CA, 92395	Completed	06/27/17	1	1	11/22/16	\$13,419.62	\$13,419.62	100.00%
Homeowner Rehab	REHABILITATION	705	14000 El Evado Rd Spc 19 , Victorville CA, 92392	Completed	06/27/17	1	1	11/22/16	\$19,905.51	\$19,905.51	100.00%
Homeowner Rehab	REHABILITATION	706	13393 Mariposa Rd Spc 169 , Victorville CA, 92395	Completed	06/27/17	1	1	11/22/16	\$13,040.67	\$13,040.67	100.00%
Homeowner Rehab	REHABILITATION	707	13461 Buggy Whip Ct , Victorville CA, 92392	Completed	06/27/17	1	1	11/22/16	\$15,123.58	\$15,123.58	100.00%
Homeowner Rehab	REHABILITATION	708	16594 Tenaja Rd , Apple Valley CA, 92307	Completed	06/27/17	1	1	11/23/16	\$17,806.18	\$17,806.18	100.00%
Homeowner Rehab	REHABILITATION	716	16655 Pauhaska Ct , Apple Valley CA, 92307	Completed	06/27/17	1	1	02/07/17	\$17,701.35	\$17,701.35	100.00%
Homeowner Rehab	REHABILITATION	720	22242 Lone Eagle Rd , Apple Valley CA, 92308	Open	04/04/18	1	1	04/14/17	\$26,700.00	\$26,690.67	99.97%
Homeowner Rehab	REHABILITATION	721	12671 Tesuque Rd , Apple Valley CA, 92308	Completed	05/22/17	1	1	04/14/17	\$22,045.18	\$22,045.18	100.00%
Homeowner Rehab	REHABILITATION	726	16326 Trinidad Dr , Victorville CA, 92395	Completed	06/27/17	1	1	05/23/17	\$16,244.58	\$16,244.58	100.00%
Homeowner Rehab	REHABILITATION	727	13393 Mariposa Rd Spc 233 , Victorville CA, 92395	Completed	06/27/17	1	1	05/23/17	\$16,403.26	\$16,403.26	100.00%
Homeowner Rehab	REHABILITATION	728	15940 Stoddard Wells Rd Spc 99 , Victorville CA, 92395	Completed	06/27/17	1	1	05/23/17	\$16,346.79	\$16,346.79	100.00%
Homeowner Rehab	REHABILITATION	729	14411 Palmdale Rd Spc 29 , Victorville CA, 92392	Completed	06/27/17	1	1	05/23/17	\$19,287.68	\$19,287.68	100.00%



U.S. Department of Housing and Urban Development
 Office of Community Planning and Development
 Integrated Disbursement and Information System
 Status of HOME Activities - Entitlement
 APPLE VALLEY CONSORTIUM, CA

DATE: 09-03-18
 TIME: 18:33
 PAGE: 14

IDIS - PR22

Tenure Type	Activity Type	IDIS Activity	Activity Address	Activity Status	Status Date	Total Units	Home Units	Initial Funding Date	Committed Amount	Drawn Amount	PCT
Homeowner Rehab	REHABILITATION	730	14000 El Evado Rd Spc 57 , Victorville CA, 92392	Completed	06/27/17	1	1	05/23/17	\$15,821.65	\$15,821.65	100.00%
Homeowner Rehab	REHABILITATION	731	15640 Nassau Ln , Victorville CA, 92395	Completed	06/27/17	1	1	05/23/17	\$14,168.20	\$14,168.20	100.00%
Homeowner Rehab	REHABILITATION	757	10220 Olivine Rd , Victorville CA, 92392	Open	11/28/17	0	0	11/28/17	\$28,000.00	\$0.00	0.00%
Homeowner Rehab	REHABILITATION	758	15940 Stoddard Wells Rd Spc 4 , Victorville CA, 92395	Completed	12/11/17	1	1	11/29/17	\$15,697.51	\$15,697.51	100.00%
Homeowner Rehab	REHABILITATION	759	13862 Trinidad Dr , Victorville CA, 92395	Completed	12/11/17	1	1	11/29/17	\$16,249.62	\$16,249.62	100.00%
Homeowner Rehab	REHABILITATION	760	14411 Palmdale Rd Spc 8 , Victorville CA, 92392	Completed	12/11/17	1	1	11/29/17	\$16,605.83	\$16,605.83	100.00%
Homeowner Rehab	REHABILITATION	761	13777 Burning Tree Dr , Victorville CA, 92395	Completed	12/11/17	1	1	11/29/17	\$14,799.74	\$14,799.74	100.00%
Homeowner Rehab	REHABILITATION	762	13393 Mariposa Rd Spc 266 , Victorville CA, 92395	Completed	12/11/17	1	1	11/29/17	\$16,340.21	\$16,340.21	100.00%
Homeowner Rehab	REHABILITATION	763	13393 Mariposa Rd Spc 176 , Victorville CA, 92395	Completed	12/11/17	1	1	11/29/17	\$15,934.28	\$15,934.28	100.00%
Homeowner Rehab	REHABILITATION	764	13393 Mariposa Rd Spc 252 , Victorville CA, 92395	Completed	12/11/17	1	1	11/29/17	\$14,782.65	\$14,782.65	100.00%
Homeowner Rehab	REHABILITATION	765	14000 El Evado Rd Spc 84 , Victorville CA, 92392	Completed	12/11/17	1	1	11/29/17	\$16,125.30	\$16,125.30	100.00%
Homeowner Rehab	REHABILITATION	766	13291 Desert Vista Dr , Victorville CA, 92392	Completed	12/11/17	1	1	11/29/17	\$19,399.74	\$19,399.74	100.00%
Homeowner Rehab	REHABILITATION	767	14355 Cactus Dr , Victorville CA, 92395	Completed	12/11/17	1	1	11/29/17	\$16,784.28	\$16,784.28	100.00%
Homeowner Rehab	REHABILITATION	769	15439 Wichita Rd , Apple Valley CA, 92307	Open	12/13/17	1	1	12/11/17	\$16,257.42	\$215.72	1.33%
Homeowner Rehab	REHABILITATION	773	22335 Hurons Ave , Apple Valley CA, 92307	Open	01/19/18	1	1	01/16/18	\$22,000.00	\$21,845.02	99.30%
Homeowner Rehab	REHABILITATION	774	15805 N Culver Rd , Victorville CA, 92394	Open	02/02/18	1	1	01/22/18	\$20,000.00	\$19,521.04	97.61%
Homeowner Rehab	REHABILITATION	775	14535 Owens River Rd , Victorville CA, 92392	Open	02/02/18	1	1	01/22/18	\$15,000.00	\$14,987.66	99.92%
Homeowner Rehab	REHABILITATION	776	14072 Brentwood Dr , Victorville CA, 92395	Open	02/02/18	1	1	01/22/18	\$18,000.00	\$17,519.58	97.33%
Homeowner Rehab	REHABILITATION	777	14016 Victoria Dr , Victorville CA, 92395	Open	02/02/18	1	1	01/22/18	\$17,000.00	\$16,362.13	96.25%
Homebuyer	ACQUISITION ONLY	17874	21866 Standing Rock Ave , Apple Valley CA, 92307	Completed	10/11/07	0	0	0.00	\$10,000.00	\$10,000.00	100.00%
Homebuyer	ACQUISITION ONLY	17890	15651 Wichita Rd , Apple Valley CA, 92307	Completed	10/11/07	0	0	0.00	\$10,000.00	\$10,000.00	100.00%



U.S. Department of Housing and Urban Development
 Office of Community Planning and Development
 Integrated Disbursement and Information System
 Status of HOME Activities - Entitlement
 APPLE VALLEY CONSORTIUM, CA

DATE: 09-03-18
 TIME: 18:33
 PAGE: 15

IDIS - PR22

Tenure Type	Activity Type	IDIS Activity	Activity Address	Activity Status	Status Date	Total Units	Home Units	Initial Funding Date	Committed Amount	Drawn Amount	PCT
Homebuyer	ACQUISITION ONLY	17891	13146 Mohawk Rd , Apple Valley CA, 92308	Completed	10/11/07	0	0	0.00	\$10,000.00	\$10,000.00	100.00%
Homebuyer	ACQUISITION ONLY	17893	2282 EYOTA ROAD , APPLE VALLEY CA, 92308	Completed	10/11/07	0	0	0.00	\$10,000.00	\$10,000.00	100.00%
Homebuyer	ACQUISITION ONLY	18349	13195 Yakima Rd , Apple Valley CA, 92308	Completed	01/10/08	0	0	0.00	\$65,000.00	\$65,000.00	100.00%
Homebuyer	ACQUISITION ONLY	18350	22149 Thunderbird Rd , Apple Valley CA, 92307	Completed	01/10/08	0	0	0.00	\$33,393.00	\$33,393.00	100.00%
Homeowner Rehab	REHABILITATION	9711	13253 Nicola Rd , Apple Valley CA, 92308	Completed	10/16/03	0	0	0.00	\$9,084.00	\$9,084.00	100.00%
Homeowner Rehab	REHABILITATION	9713	13020 Ojai Rd , Apple Valley CA, 92308	Completed	05/31/02	0	0	0.00	\$8,980.00	\$8,980.00	100.00%
Homeowner Rehab	REHABILITATION	9715	11414 Serra Rd Spc 51 , Apple Valley CA, 92308	Completed	11/02/01	0	0	0.00	\$7,911.00	\$7,911.00	100.00%
Homeowner Rehab	REHABILITATION	9726	20683 Waalew Rd Spc 128 , Apple Valley CA, 92307	Completed	11/30/01	0	0	0.00	\$9,084.00	\$9,084.00	100.00%
Homeowner Rehab	REHABILITATION	10315	19239 Willow Dr , Apple Valley CA, 92308	Completed	06/12/02	0	0	0.00	\$6,552.00	\$6,552.00	100.00%
Homeowner Rehab	REHABILITATION	10316	12416 Tonikan Rd , Apple Valley CA, 92308	Completed	06/04/02	0	0	0.00	\$9,057.00	\$9,057.00	100.00%
Homeowner Rehab	REHABILITATION	10317	12735 Bay Ln , Apple Valley CA, 92308	Completed	05/31/02	0	0	0.00	\$8,723.00	\$8,723.00	100.00%
Homeowner Rehab	REHABILITATION	10318	21621 Sandia Rd Spc 51 , Apple Valley CA, 92308	Completed	06/12/02	0	0	0.00	\$9,216.00	\$9,216.00	100.00%
Homeowner Rehab	REHABILITATION	10319	14045 Cronese Rd , Apple Valley CA, 92307	Completed	06/03/02	0	0	0.00	\$9,332.00	\$9,332.00	100.00%
Homeowner Rehab	REHABILITATION	10320	13226 Quapaw Rd , Apple Valley CA, 92308	Completed	06/07/02	0	0	0.00	\$9,608.00	\$9,608.00	100.00%
Homeowner Rehab	REHABILITATION	10330	22241 Nisqually Rd , Apple Valley CA, 92308	Completed	06/07/02	0	0	0.00	\$7,484.00	\$7,484.00	100.00%
Homeowner Rehab	REHABILITATION	10331	10988 Merino Ave , Apple Valley CA, 92308	Completed	04/15/04	0	0	0.00	\$9,045.00	\$9,045.00	100.00%
Homeowner Rehab	REHABILITATION	10332	16251 Aztec Rd , Apple Valley CA, 92307	Completed	08/29/02	0	0	0.00	\$9,056.00	\$9,056.00	100.00%
Homeowner Rehab	REHABILITATION	10333	14027 Gayhead Rd , Apple Valley CA, 92307	Completed	08/29/02	0	0	0.00	\$8,900.00	\$8,900.00	100.00%
Homeowner Rehab	REHABILITATION	10334	12541 Iroquois Rd , Apple Valley CA, 92308	Completed	01/21/04	0	0	0.00	\$6,786.00	\$6,786.00	100.00%
Homeowner Rehab	REHABILITATION	10335	21188 Caribou Ave , Apple Valley CA, 92308	Completed	01/20/04	0	0	0.00	\$10,170.00	\$10,170.00	100.00%
Homeowner Rehab	REHABILITATION	10336	21410 Tussing Ranch Rd , Apple Valley CA, 92308	Completed	11/06/03	0	0	0.00	\$8,707.00	\$8,707.00	100.00%



U.S. Department of Housing and Urban Development
 Office of Community Planning and Development
 Integrated Disbursement and Information System
 Status of HOME Activities - Entitlement
 APPLE VALLEY CONSORTIUM, CA

DATE: 09-03-18
 TIME: 18:33
 PAGE: 16

IDIS - PR22

Tenure Type	Activity Type	IDIS Activity	Activity Address	Activity Status	Status Date	Total Units	Home Units	Initial Funding Date	Committed Amount	Drawn Amount	PCT
Homeowner Rehab	REHABILITATION	11018	14076 Rincon Rd , Apple Valley CA, 92307	Completed	10/07/03	0	0	0.00	\$15,386.00	\$15,386.00	100.00%
Homeowner Rehab	REHABILITATION	11019	22042 Elkalo Rd , Apple Valley CA, 92307	Completed	09/16/02	0	0	0.00	\$10,136.00	\$10,136.00	100.00%
Homeowner Rehab	REHABILITATION	11135	10730 Cochiti Rd , Apple Valley CA, 92308	Completed	10/22/03	0	0	0.00	\$10,964.00	\$10,964.00	100.00%
Homeowner Rehab	REHABILITATION	11136	20955 Ottawa Rd , Apple Valley CA, 92308	Completed	01/17/03	0	0	0.00	\$11,759.00	\$11,759.00	100.00%
Homeowner Rehab	REHABILITATION	11137	14756 Hopi Rd , Apple Valley CA, 92307	Completed	01/17/03	0	0	0.00	\$7,267.00	\$7,267.00	100.00%
Homeowner Rehab	REHABILITATION	11168	11590 Chimayo Rd , Apple Valley CA, 92308	Completed	10/22/03	0	0	0.00	\$14,665.00	\$14,665.00	100.00%
Homeowner Rehab	REHABILITATION	11169	19005 Seneca Rd , Apple Valley CA, 92307	Completed	12/30/02	0	0	0.00	\$11,218.00	\$11,218.00	100.00%
Homeowner Rehab	REHABILITATION	11519	14805 Gayhead Rd , Apple Valley CA, 92307	Completed	12/30/02	0	0	0.00	\$11,152.00	\$11,152.00	100.00%
Homeowner Rehab	REHABILITATION	11520	11414 Serra Rd Spc 71 , Apple Valley CA, 92308	Completed	02/18/04	0	0	0.00	\$11,364.00	\$11,364.00	100.00%
Homeowner Rehab	REHABILITATION	11521	19994 Rimrock Rd , Apple Valley CA, 92307	Completed	01/17/03	0	0	0.00	\$8,767.00	\$8,767.00	100.00%
Homeowner Rehab	REHABILITATION	11539	11655 Mohawk Rd , Apple Valley CA, 92308	Completed	04/01/03	0	0	0.00	\$10,301.00	\$10,301.00	100.00%
Homeowner Rehab	REHABILITATION	11540	15985 Wichita Rd , Apple Valley CA, 92307	Completed	09/29/03	0	0	0.00	\$11,422.00	\$11,422.00	100.00%
Homeowner Rehab	REHABILITATION	11541	14528 Nanticoke Rd , Apple Valley CA, 92307	Completed	09/29/03	0	0	0.00	\$11,744.00	\$11,744.00	100.00%
Homeowner Rehab	REHABILITATION	11542	22858 Sitting Bull Rd , Apple Valley CA, 92308	Completed	09/29/03	0	0	0.00	\$8,235.00	\$8,235.00	100.00%
Homeowner Rehab	REHABILITATION	11867	15936 Nancotta Rd , Apple Valley CA, 92307	Completed	04/20/06	0	0	0.00	\$9,551.00	\$9,551.00	100.00%
Homeowner Rehab	REHABILITATION	11868	13779 Lakota Rd , Apple Valley CA, 92307	Completed	09/29/03	0	0	0.00	\$10,546.00	\$10,546.00	100.00%
Homeowner Rehab	REHABILITATION	11869	15533 Chole Rd , Apple Valley CA, 92307	Completed	04/20/06	0	0	0.00	\$8,503.00	\$8,503.00	100.00%
Homeowner Rehab	REHABILITATION	11870	14270 Santee Rd , Apple Valley CA, 92307	Completed	04/01/03	0	0	0.00	\$10,992.00	\$10,992.00	100.00%
Homeowner Rehab	REHABILITATION	11992	11811 PASSEO ROAD , APPLE VALLEY CA, 92308	Completed	09/29/03	0	0	0.00	\$11,813.00	\$11,813.00	100.00%
Homeowner Rehab	REHABILITATION	12092	13939 Navajo Rd , Apple Valley CA, 92307	Completed	05/04/04	0	0	0.00	\$10,898.00	\$10,898.00	100.00%
Homeowner Rehab	REHABILITATION	12258	13057 Algonquin Rd , Apple Valley CA, 92308	Completed	07/17/03	0	0	0.00	\$8,707.00	\$8,707.00	100.00%



U.S. Department of Housing and Urban Development
 Office of Community Planning and Development
 Integrated Disbursement and Information System
 Status of HOME Activities - Entitlement
 APPLE VALLEY CONSORTIUM, CA

DATE: 09-03-18
 TIME: 18:33
 PAGE: 17

IDIS - PR22

Tenure Type	Activity Type	IDIS Activity	Activity Address	Activity Status	Status Date	Total Units	Home Units	Initial Funding Date	Committed Amount	Drawn Amount	PCT
Homeowner Rehab	REHABILITATION	12259	14866 Nokomis Rd , Apple Valley CA, 92307	Completed	08/04/03	0	0	0.00	\$9,188.00	\$9,188.00	100.00%
Homeowner Rehab	REHABILITATION	12261	20457 Mockingbird Ave , Apple Valley CA, 92308	Completed	08/04/03	0	0	0.00	\$5,540.00	\$5,540.00	100.00%
Homeowner Rehab	REHABILITATION	12843	22182 Mohican Ave , Apple Valley CA, 92307	Completed	09/29/03	0	0	0.00	\$10,796.00	\$10,796.00	100.00%
Homeowner Rehab	REHABILITATION	12844	13494 Iroquois Rd , Apple Valley CA, 92308	Completed	10/14/03	0	0	0.00	\$9,157.00	\$9,157.00	100.00%
Homeowner Rehab	REHABILITATION	12845	21253 Balsa St , Apple Valley CA, 92308	Completed	09/29/03	0	0	0.00	\$9,091.00	\$9,091.00	100.00%
Homeowner Rehab	REHABILITATION	12846	16737 Pauhaska Rd , Apple Valley CA, 92307	Completed	10/10/03	0	0	0.00	\$11,364.00	\$11,364.00	100.00%
Homeowner Rehab	REHABILITATION	12847	21311 Tono Rd , Apple Valley CA, 92308	Completed	09/29/03	0	0	0.00	\$11,182.00	\$11,182.00	100.00%
Homeowner Rehab	REHABILITATION	12848	16068 Monache Rd , Apple Valley CA, 92307	Completed	07/01/04	0	0	0.00	\$6,816.00	\$6,816.00	100.00%
Homeowner Rehab	REHABILITATION	13716	19378 Red Feather Ct , Apple Valley CA, 92307	Completed	01/10/06	0	0	0.00	\$11,364.00	\$11,364.00	100.00%
Homeowner Rehab	REHABILITATION	13767	20972 Lone Eagle Rd , Apple Valley CA, 92308	Canceled	12/07/04	0	0	0.00	\$0.00	\$0.00	0.00%
Homeowner Rehab	REHABILITATION	14115	14000 Choco Rd , Apple Valley CA, 92307	Completed	05/26/05	0	0	0.00	\$3,338.00	\$3,338.00	100.00%
Homeowner Rehab	REHABILITATION	14116	21010 Klamath Rd , Apple Valley CA, 92308	Completed	05/28/05	0	0	0.00	\$5,405.00	\$5,405.00	100.00%
Homeowner Rehab	REHABILITATION	14315	1443 NAVAJO ROAD , APPLE VALLEY CA, 92307	Completed	05/26/05	0	0	0.00	\$12,025.00	\$12,025.00	100.00%
Homeowner Rehab	REHABILITATION	14487	21220 Del Oro Rd , Apple Valley CA, 92308	Completed	05/28/05	0	0	0.00	\$12,127.00	\$12,127.00	100.00%
Homeowner Rehab	REHABILITATION	14854	13477 Iroquois Rd , Apple Valley CA, 92308	Completed	04/28/05	0	0	0.00	\$6,972.00	\$6,972.00	100.00%
Homeowner Rehab	REHABILITATION	14855	20812 US Highway 18 , Apple Valley CA, 92307	Canceled	04/05/06	0	0	0.00	\$0.00	\$0.00	0.00%
Homeowner Rehab	REHABILITATION	14856	11415 Otowi Rd , Apple Valley CA, 92308	Completed	05/26/05	0	0	0.00	\$11,384.00	\$11,384.00	100.00%
Homeowner Rehab	REHABILITATION	14857	13253 Algonquin Rd , Apple Valley CA, 92308	Completed	12/21/05	0	0	0.00	\$11,544.00	\$11,544.00	100.00%
Homeowner Rehab	REHABILITATION	14858	14395 Iroquois Rd , Apple Valley CA, 92307	Completed	05/26/05	0	0	0.00	\$11,559.00	\$11,559.00	100.00%
Homeowner Rehab	REHABILITATION	15238	15043 Nokomis Rd , Apple Valley CA, 92307	Completed	11/28/05	0	0	0.00	\$11,185.00	\$11,185.00	100.00%
Homeowner Rehab	REHABILITATION	15239	21880 Mohican Ave , Apple Valley CA, 92307	Completed	06/27/05	0	0	0.00	\$11,897.00	\$11,897.00	100.00%



U.S. Department of Housing and Urban Development
 Office of Community Planning and Development
 Integrated Disbursement and Information System
 Status of HOME Activities - Entitlement
 APPLE VALLEY CONSORTIUM, CA

DATE: 09-03-18
 TIME: 18:33
 PAGE: 18

IDIS - PR22

Tenure Type	Activity Type	IDIS Activity	Activity Address	Activity Status	Status Date	Total Units	Home Units	Initial Funding Date	Committed Amount	Drawn Amount	PCT
Homeowner Rehab	REHABILITATION	15737	20695 Nisqually Rd , Apple Valley CA, 92308	Completed	12/21/05	0	0	0.00	\$11,729.00	\$11,729.00	100.00%
Homeowner Rehab	REHABILITATION	15778	20683 Waalew Rd Spc 63 , Apple Valley CA, 92307	Completed	12/21/05	0	0	0.00	\$8,025.00	\$8,025.00	100.00%
Homeowner Rehab	REHABILITATION	15779	12439 Lakota Rd , Apple Valley CA, 92308	Canceled	04/06/06	0	0	0.00	\$0.00	\$0.00	0.00%
Homeowner Rehab	REHABILITATION	15780	14364 Kiowa Rd , Apple Valley CA, 92307	Canceled	04/06/06	0	0	0.00	\$0.00	\$0.00	0.00%
Homeowner Rehab	REHABILITATION	15799	10656 Nambe Rd , Apple Valley CA, 92308	Completed	04/19/06	0	0	0.00	\$10,111.00	\$10,111.00	100.00%
Homeowner Rehab	REHABILITATION	15928	21929 Wren St , Apple Valley CA, 92308	Completed	08/10/06	0	0	0.00	\$9,814.00	\$9,814.00	100.00%
Homeowner Rehab	REHABILITATION	15948	17016 Ouray Rd , Apple Valley CA, 92307	Completed	09/20/06	0	0	0.00	\$21,636.00	\$21,636.00	100.00%
Homeowner Rehab	REHABILITATION	15949	19185 Osceola Rd , Apple Valley CA, 92307	Canceled	04/20/06	0	0	0.00	\$0.00	\$0.00	0.00%
Homeowner Rehab	REHABILITATION	15957	15965 Winnebago Rd , Apple Valley CA, 92307	Completed	03/28/08	0	0	0.00	\$21,934.00	\$21,934.00	100.00%
Homeowner Rehab	REHABILITATION	15963	12439 Lakota Rd , Apple Valley CA, 92308	Completed	04/19/06	0	0	0.00	\$21,518.00	\$21,518.00	100.00%
Homeowner Rehab	REHABILITATION	15964	14364 Kiowa Rd , Apple Valley CA, 92307	Completed	04/22/06	0	0	0.00	\$12,346.00	\$12,346.00	100.00%
Homeowner Rehab	REHABILITATION	15965	20812 US Highway 18 , Apple Valley CA, 92307	Canceled	11/28/06	0	0	0.00	\$0.00	\$0.00	0.00%
Homeowner Rehab	REHABILITATION	15986	17016 Ouray Rd , Apple Valley CA, 92307	Canceled	11/21/06	0	0	0.00	\$0.00	\$0.00	0.00%
Homeowner Rehab	REHABILITATION	16266	19185 Osceola Rd , Apple Valley CA, 92307	Completed	06/30/06	0	0	0.00	\$22,603.00	\$22,603.00	100.00%
Homeowner Rehab	REHABILITATION	16865	12717 Algonquin Rd , Apple Valley CA, 92308	Canceled	01/05/07	0	0	0.00	\$0.00	\$0.00	0.00%
Homeowner Rehab	REHABILITATION	17100	20956 Lone Eagle Rd , Apple Valley CA, 92308	Canceled	01/05/07	0	0	0.00	\$0.00	\$0.00	0.00%
Homeowner Rehab	REHABILITATION	17118	15620 Ute Rd , Apple Valley CA, 92307	Canceled	01/05/07	0	0	0.00	\$0.00	\$0.00	0.00%
Homeowner Rehab	REHABILITATION	17142	21966 Jalan Ave , Apple Valley CA, 92307	Canceled	01/05/07	0	0	0.00	\$0.00	\$0.00	0.00%
Homeowner Rehab	REHABILITATION	17143	22150 Flathead Rd , Apple Valley CA, 92307	Canceled	01/05/07	0	0	0.00	\$0.00	\$0.00	0.00%
Homeowner Rehab	REHABILITATION	17865	13575 Kiowa Rd , Apple Valley CA, 92308	Completed	10/19/07	0	0	0.00	\$16,958.00	\$16,958.00	100.00%
Homeowner Rehab	REHABILITATION	17866	22241 Nisqually Rd Spc 165 , Apple Valley CA, 92308	Completed	10/19/07	0	0	0.00	\$15,086.00	\$15,086.00	100.00%



U.S. Department of Housing and Urban Development
 Office of Community Planning and Development
 Integrated Disbursement and Information System
 Status of HOME Activities - Entitlement
 APPLE VALLEY CONSORTIUM, CA

DATE: 09-03-18
 TIME: 18:33
 PAGE: 19

IDIS - PR22

Tenure Type	Activity Type	IDIS Activity	Activity Address	Activity Status	Status Date	Total Units	Home Units	Initial Funding Date	Committed Amount	Drawn Amount	PCT
Homeowner Rehab	REHABILITATION	17869	21431 Pine Ridge Ave , Apple Valley CA, 92307	Completed	10/19/07	0	0	0.00	\$13,583.00	\$13,583.00	100.00%
Homeowner Rehab	REHABILITATION	17873	14301 Jicarilla Rd , Apple Valley CA, 92307	Completed	10/19/07	0	0	0.00	\$12,346.00	\$12,346.00	100.00%
Homeowner Rehab	REHABILITATION	17877	11204 Dolphin Ave , Apple Valley CA, 92308	Completed	09/14/07	0	0	0.00	\$5,062.00	\$5,062.00	100.00%
Homeowner Rehab	REHABILITATION	17878	11414 Serra Rd Spc 12 , Apple Valley CA, 92308	Completed	10/19/07	0	0	0.00	\$8,983.00	\$8,983.00	100.00%
Homeowner Rehab	REHABILITATION	17953	11850 Running Deer Rd , Apple Valley CA, 92308	Completed	10/10/07	0	0	0.00	\$2,927.00	\$2,927.00	100.00%



Town of Apple Valley

IDIS Report – PR 23

CDBG & HOME Summary of Accomplishments



U.S. Department of Housing and Urban Development
 Office of Community Planning and Development
 Integrated Disbursement and Information System
 CDBG Summary of Accomplishments
 Program Year: 2017

DATE: 09-03-18
 TIME: 18:34
 PAGE: 1

APPLE VALLEY

Count of CDBG Activities with Disbursements by Activity Group & Matrix Code

Activity Group	Activity Category	Open Count	Open Activities Disbursed	Completed Count	Completed Activities Disbursed	Program Year Count	Total Activities Disbursed
Economic Development	Rehab; Publicly or Privately-Owned Commercial/Industrial (14E)	1	\$3,188.75	0	\$0.00	1	\$3,188.75
	Micro-Enterprise Assistance (18C)	1	\$0.00	1	\$0.00	2	\$0.00
	Total Economic Development	2	\$3,188.75	1	\$0.00	3	\$3,188.75
Housing	Rehab; Single-Unit Residential (14A)	1	\$10,544.43	13	\$74,340.56	14	\$84,884.99
	Rehabilitation Administration (14H)	2	\$59,221.72	1	\$28,499.61	3	\$87,721.33
	Code Enforcement (15)	1	\$6,359.52	0	\$0.00	1	\$6,359.52
	Total Housing	4	\$76,125.67	14	\$102,840.17	18	\$178,965.84
Public Facilities and Improvements	Parks, Recreational Facilities (03F)	4	\$524.29	2	\$0.00	6	\$524.29
	Total Public Facilities and Improvements	4	\$524.29	2	\$0.00	6	\$524.29
Public Services	Operating Costs of Homeless/AIDS Patients Programs (03T)	1	\$12,500.00	1	\$0.00	2	\$12,500.00
	Senior Services (05A)	1	\$9,745.79	1	\$0.00	2	\$9,745.79
	Youth Services (05D)	2	\$16,322.24	4	\$0.00	6	\$16,322.24
	Transportation Services (05E)	0	\$0.00	1	\$0.00	1	\$0.00
	Services for victims of domestic violence, dating violence, sexual assault or stalking (05G)	2	\$16,500.00	2	\$0.00	4	\$16,500.00
	Employment Training (05H)	1	\$6,000.00	0	\$0.00	1	\$6,000.00
	Fair Housing Activities (if CDBG, then subject to 15% cap) (05J)	1	\$10,000.00	1	\$0.00	2	\$10,000.00
	Health Services (05M)	1	\$4,796.00	0	\$0.00	1	\$4,796.00
	Abused and Neglected Children (05N)	1	\$0.00	1	\$0.00	2	\$0.00
	Total Public Services	10	\$75,864.03	11	\$0.00	21	\$75,864.03
General Administration and Planning	General Program Administration (21A)	1	\$85,613.33	1	\$0.00	2	\$85,613.33
	Total General Administration and Planning	1	\$85,613.33	1	\$0.00	2	\$85,613.33
Grand Total		21	\$241,316.07	29	\$102,840.17	50	\$344,156.24



U.S. Department of Housing and Urban Development
 Office of Community Planning and Development
 Integrated Disbursement and Information System
 CDBG Summary of Accomplishments
 Program Year: 2017

DATE: 09-03-18
 TIME: 18:34
 PAGE: 2

APPLE VALLEY

CDBG Sum of Actual Accomplishments by Activity Group and Accomplishment Type

Activity Group	Matrix Code	Accomplishment Type	Open Count	Completed Count	Program Year Totals
Economic Development	Rehab; Publicly or Privately-Owned Commercial/Industrial (14E)	Business	0	0	0
	Micro-Enterprise Assistance (18C)	Jobs	0	3	3
	Total Economic Development		0	3	3
Housing	Rehab; Single-Unit Residential (14A)	Housing Units	1	13	14
	Rehabilitation Administration (14H)	Housing Units	1	0	1
	Code Enforcement (15)	Persons	0	0	0
	Total Housing		2	13	15
Public Facilities and Improvements	Parks, Recreational Facilities (03F)	Public Facilities	170,427	12,970	183,397
	Total Public Facilities and Improvements		170,427	12,970	183,397
Public Services	Operating Costs of Homeless/AIDS Patients Programs (03T)	Persons	49	40	89
	Senior Services (05A)	Persons	51	70	121
	Youth Services (05D)	Persons	427	856	1,283
	Transportation Services (05E)	Persons	0	14	14
	Services for victims of domestic violence, dating violence, sexual assault or stalking (05G)	Persons	83	79	162
	Employment Training (05H)	Persons	17	0	17
	Fair Housing Activities (if CDBG, then subject to 15% cap) (05J)	Persons	60	59	119
	Health Services (05M)	Persons	408	0	408
	Abused and Neglected Children (05N)	Persons	0	3	3
	Total Public Services		1,095	1,121	2,216
Grand Total			171,524	14,107	185,631



APPLE VALLEY

CDBG Beneficiaries by Racial / Ethnic Category

Housing-Non Housing	Race	Total Persons	Total Hispanic		Total Hispanic Households	
			Persons	Total Households		
Housing	White	0	0	11	0	
	Black/African American	0	0	3	0	
	Other multi-racial	0	0	1	1	
	Total Housing	0	0	15	1	
Non Housing	White	1,418	715	0	0	
	Black/African American	424	14	0	0	
	Asian	25	4	0	0	
	American Indian/Alaskan Native	15	4	0	0	
	Native Hawaiian/Other Pacific Islander	5	1	0	0	
	American Indian/Alaskan Native & White	3	2	0	0	
	Asian & White	6	0	0	0	
	Black/African American & White	26	0	0	0	
	Amer. Indian/Alaskan Native & Black/African Amer.	3	0	0	0	
	Other multi-racial	294	232	0	0	
	Total Non Housing	2,219	972	0	0	
	Grand Total	White	1,418	715	11	0
		Black/African American	424	14	3	0
		Asian	25	4	0	0
American Indian/Alaskan Native		15	4	0	0	
Native Hawaiian/Other Pacific Islander		5	1	0	0	
American Indian/Alaskan Native & White		3	2	0	0	
Asian & White		6	0	0	0	
Black/African American & White		26	0	0	0	
Amer. Indian/Alaskan Native & Black/African Amer.		3	0	0	0	
Other multi-racial		294	232	1	1	
Total Grand Total		2,219	972	15	1	



APPLE VALLEY

CDBG Beneficiaries by Income Category

	Income Levels	Owner Occupied	Renter Occupied	Persons
Housing	Extremely Low (<=30%)	3	0	0
	Low (>30% and <=50%)	2	0	0
	Mod (>50% and <=80%)	4	0	0
	Total Low-Mod	9	0	0
	Non Low-Mod (>80%)	0	0	0
	Total Beneficiaries	9	0	0
Non Housing	Extremely Low (<=30%)	0	0	782
	Low (>30% and <=50%)	0	0	239
	Mod (>50% and <=80%)	0	0	72
	Total Low-Mod	0	0	1,093
	Non Low-Mod (>80%)	0	0	5
	Total Beneficiaries	0	0	1,098



Town of Apple Valley

IDIS Report – PR 25

Status of CHDO Funds by Fiscal Year Report



U.S. Department of Housing and Urban Development
 Office of Community Planning and Development
 Integrated Disbursement and Information System
 PR 25 - Status of CHDO Funds by Fiscal Year Report
 APPLE VALLEY CONSORTIUM, CA

DATE: 09-03-18
 TIME: 18:35
 PAGE: 1

Funds Not Subgranted To CHDOS

Fiscal Year	Fund Type	Balance to Reserve
2017	CHDO RESERVE CR	\$80,266.95
Total For 2017 Funds (CR+CC+CL)		\$80,266.95
Total For 2017 Funds (CO)		\$0.00

Funds Not Subgranted To CHDOS

Fiscal Year	Fund Type	Balance to Reserve
2016	CHDO RESERVE CR	\$80,754.75
Total For 2016 Funds (CR+CC+CL)		\$80,754.75
Total For 2016 Funds (CO)		\$0.00

Funds Subgranted To CHDOS

Fiscal Year	CHDO Name	Fund Type	Amount Reserved	Amount Committed	Balance to Commit	% Committed Reserved	Amount Disbursed	% Disbursed Committed
2015	Coachella Valley Housing Coalition	CR	\$200,000.00	\$200,000.00	--	100.0%	\$0.00	0.0%
	National Community Renaissance (National Core)	CR	\$225,720.00	\$0.00	--	0.0%	\$0.00	
Fund Type Total for 2015		CR	\$425,720.00	\$200,000.00	\$0.00	47.0%	\$0.00	0.0%
Total For 2015 Funds (CR+CC+CL)			\$425,720.00					
Total For 2015 Funds (CO)			\$0.00					

Funds Subgranted To CHDOS

Fiscal Year	CHDO Name	Fund Type	Amount Reserved	Amount Committed	Balance to Commit	% Committed Reserved	Amount Disbursed	% Disbursed Committed
2014	National Community Renaissance (National Core)	CR	\$285,762.00	\$244,856.65	--	85.7%	\$89,798.90	36.7%
Fund Type Total for 2014		CR	\$285,762.00	\$244,856.65	\$0.00	85.7%	\$89,798.90	36.7%
Total For 2014 Funds (CR+CC+CL)			\$285,762.00					
Total For 2014 Funds (CO)			\$0.00					



U.S. Department of Housing and Urban Development
 Office of Community Planning and Development
 Integrated Disbursement and Information System
 PR 25 - Status of CHDO Funds by Fiscal Year Report
 APPLE VALLEY CONSORTIUM, CA

DATE: 09-03-18
 TIME: 18:35
 PAGE: 2

Funds Subgranted To CHDOS

Fiscal Year	CHDO Name	Fund Type	Amount	Amount	Balance	%	Amount	%
			Reserved	Committed	to Commit	Committed Reserved	Disbursed	Disbursed Committed
2013	National Community Renaissance (National Core)	CR	\$323,762.05	\$323,762.05	--	100.0%	\$323,762.05	100.0%
	Neighborhood Housing Services of the Inland Empire (NHSIE)	CR	\$96,000.00	\$95,943.00	--	99.9%	\$95,943.00	100.0%
	Neighborhood Partnership Housing Services, Inc. (NPHS)	CR	\$15,002.75	\$0.00	--	0.0%	\$0.00	
Fund Type Total for 2013		CR	\$434,764.80	\$419,705.05	\$0.00	96.5%	\$419,705.05	100.0%
Total For 2013 Funds (CR+CC+CL)			\$434,764.80					
Total For 2013 Funds (CO)			\$0.00					

Funds Subgranted To CHDOS

Fiscal Year	CHDO Name	Fund Type	Amount	Amount	Balance	%	Amount	%
			Reserved	Committed	to Commit	Committed Reserved	Disbursed	Disbursed Committed
2012	AOF/GOLDEN STATE COMMUNITY DEVELOPMENT CORPORATION	CR	\$9,673.63	\$9,673.63	--	100.0%	\$9,673.63	100.0%
	Neighborhood Partnership Housing Services, Inc. (NPHS)	CR	\$47,070.00	\$38,767.78	--	82.4%	\$38,767.78	100.0%
Fund Type Total for 2012		CR	\$56,743.63	\$48,441.41	\$0.00	85.4%	\$48,441.41	100.0%

Funds Not Subgranted To CHDOS

Fiscal Year	Fund Type	Balance to Reserve
2012	CHDO RESERVE	\$20,294.57
Total For 2012 Funds (CR+CC+CL)		\$77,038.20
Total For 2012 Funds (CO)		\$0.00

Funds Subgranted To CHDOS

Fiscal Year	CHDO Name	Fund Type	Amount	Amount	Balance	%	Amount	%
			Reserved	Committed	to Commit	Committed Reserved	Disbursed	Disbursed Committed
2011	AOF/GOLDEN STATE COMMUNITY DEVELOPMENT CORPORATION	CR	\$37,642.00	\$37,642.00	--	100.0%	\$37,642.00	100.0%
	Neighborhood Partnership Housing Services, Inc. (NPHS)	CR	\$53,383.10	\$53,383.10	--	100.0%	\$53,383.10	100.0%
Fund Type Total for 2011		CR	\$91,025.10	\$91,025.10	\$0.00	100.0%	\$91,025.10	100.0%
Total For 2011 Funds (CR+CC+CL)			\$91,025.10					
Total For 2011 Funds (CO)			\$0.00					



U.S. Department of Housing and Urban Development
 Office of Community Planning and Development
 Integrated Disbursement and Information System
 PR 25 - Status of CHDO Funds by Fiscal Year Report
 APPLE VALLEY CONSORTIUM, CA

DATE: 09-03-18
 TIME: 18:35
 PAGE: 3

Funds Subgranted To CHDOS

Fiscal Year	CHDO Name	Fund Type	Amount Reserved	Amount Committed	Balance to Commit	% Committed Reserved	Amount Disbursed	% Disbursed Committed
2010	Neighborhood Partnership Housing Services, Inc. (NPHS)	CR	\$103,494.15	\$103,494.15	--	100.0%	\$103,494.15	100.0%
Fund Type Total for 2010			\$103,494.15	\$103,494.15	\$0.00	100.0%	\$103,494.15	100.0%
Total For 2010 Funds (CR+CC+CL)			\$103,494.15					
Total For 2010 Funds (CO)			\$0.00					

Funds Subgranted To CHDOS

Fiscal Year	CHDO Name	Fund Type	Amount Reserved	Amount Committed	Balance to Commit	% Committed Reserved	Amount Disbursed	% Disbursed Committed
2009	AOF/GOLDEN STATE COMMUNITY DEVELOPMENT CORP.	CR	\$104,330.55	\$104,330.55	--	100.0%	\$104,330.55	100.0%
Fund Type Total for 2009			\$104,330.55	\$104,330.55	\$0.00	100.0%	\$104,330.55	100.0%
Total For 2009 Funds (CR+CC+CL)			\$104,330.55					
Total For 2009 Funds (CO)			\$0.00					

Funds Subgranted To CHDOS

Fiscal Year	CHDO Name	Fund Type	Amount Reserved	Amount Committed	Balance to Commit	% Committed Reserved	Amount Disbursed	% Disbursed Committed
2008	AOF/GOLDEN STATE COMMUNITY DEVELOPMENT CORP.	CR	\$93,827.40	\$93,827.40	--	100.0%	\$93,827.40	100.0%
Fund Type Total for 2008			\$93,827.40	\$93,827.40	\$0.00	100.0%	\$93,827.40	100.0%
Total For 2008 Funds (CR+CC+CL)			\$93,827.40					
Total For 2008 Funds (CO)			\$0.00					

Funds Subgranted To CHDOS

Fiscal Year	CHDO Name	Fund Type	Amount Reserved	Amount Committed	Balance to Commit	% Committed Reserved	Amount Disbursed	% Disbursed Committed
2007	AOF/GOLDEN STATE COMMUNITY DEVELOPMENT CORP.	CR	\$97,057.20	\$97,057.20	--	100.0%	\$97,057.20	100.0%
Fund Type Total for 2007			\$97,057.20	\$97,057.20	\$0.00	100.0%	\$97,057.20	100.0%
Total For 2007 Funds (CR+CC+CL)			\$97,057.20					
Total For 2007 Funds (CO)			\$0.00					



U.S. Department of Housing and Urban Development
 Office of Community Planning and Development
 Integrated Disbursement and Information System
 PR 25 - Status of CHDO Funds by Fiscal Year Report
 APPLE VALLEY CONSORTIUM, CA

DATE: 09-03-18
 TIME: 18:35
 PAGE: 4

Funds Subgranted To CHDOS

Fiscal Year	CHDO Name	Fund Type	Amount	Amount	Balance	%	Amount	%
			Reserved	Committed	to	Committed	Disbursed	Disbursed
2006	AOF/GOLDEN STATE COMMUNITY DEVELOPMENT CORP.	CR	\$97,569.00	\$97,569.00	--	100.0%	\$97,569.00	100.0%
Fund Type Total for 2006		CR	\$97,569.00	\$97,569.00	\$0.00	100.0%	\$97,569.00	100.0%
Total For 2006 Funds (CR+CC+CL)			\$97,569.00					
Total For 2006 Funds (CO)			\$0.00					

Funds Subgranted To CHDOS

Fiscal Year	CHDO Name	Fund Type	Amount	Amount	Balance	%	Amount	%
			Reserved	Committed	to	Committed	Disbursed	Disbursed
2005	AOF/GOLDEN STATE COMMUNITY DEVELOPMENT CORP.	CR	\$103,000.35	\$103,000.35	--	100.0%	\$103,000.35	100.0%
Fund Type Total for 2005		CR	\$103,000.35	\$103,000.35	\$0.00	100.0%	\$103,000.35	100.0%
Total For 2005 Funds (CR+CC+CL)			\$103,000.35					
Total For 2005 Funds (CO)			\$0.00					

Funds Subgranted To CHDOS

Fiscal Year	CHDO Name	Fund Type	Amount	Amount	Balance	%	Amount	%
			Reserved	Committed	to	Committed	Disbursed	Disbursed
2004	HOUSING PARTNERS INC	CL	\$27,531.20	\$27,531.20	--	100.0%	\$27,531.20	100.0%
Fund Type Total for 2004		CL	\$27,531.20	\$27,531.20	\$0.00	100.0%	\$27,531.20	100.0%
	VICTOR VALLEY DOMESTIC VIOLENCE, INC.	CR	\$81,070.00	\$81,070.00	--	100.0%	\$81,070.00	100.0%
Fund Type Total for 2004		CR	\$81,070.00	\$81,070.00	\$0.00	100.0%	\$81,070.00	100.0%
Total For 2004 Funds (CR+CC+CL)			\$108,601.20					
Total For 2004 Funds (CO)			\$0.00					

Total For All Years (Subgranted to CHDOS)	\$2,001,895.38
Total For All Years (Not Subgranted to CHDOS)	\$181,316.27
Grand Total	\$2,183,211.65



Town of Apple Valley

IDIS Report – PR 26

CDBG Financial Summary Report



Office of Community Planning and Development
 U.S. Department of Housing and Urban Development
 Integrated Disbursement and Information System
 PR26 - CDBG Financial Summary Report
 Program Year 2017
 APPLE VALLEY , CA

DATE: 09-05-18
 TIME: 12:13
 PAGE: 1

PART I: SUMMARY OF CDBG RESOURCES

01 UNEXPENDED CDBG FUNDS AT END OF PREVIOUS PROGRAM YEAR	580,843.69
02 ENTITLEMENT GRANT	541,977.00
03 SURPLUS URBAN RENEWAL	0.00
04 SECTION 108 GUARANTEED LOAN FUNDS	0.00
05 CURRENT YEAR PROGRAM INCOME	226,154.48
05a CURRENT YEAR SECTION 108 PROGRAM INCOME (FOR SI TYPE)	0.00
06 FUNDS RETURNED TO THE LINE-OF-CREDIT	0.00
06a FUNDS RETURNED TO THE LOCAL CDBG ACCOUNT	0.00
07 ADJUSTMENT TO COMPUTE TOTAL AVAILABLE	0.00
08 TOTAL AVAILABLE (SUM, LINES 01-07)	1,348,975.17

PART II: SUMMARY OF CDBG EXPENDITURES

09 DISBURSEMENTS OTHER THAN SECTION 108 REPAYMENTS AND PLANNING/ADMINISTRATION	258,542.91
10 ADJUSTMENT TO COMPUTE TOTAL AMOUNT SUBJECT TO LOW/MOD BENEFIT	0.00
11 AMOUNT SUBJECT TO LOW/MOD BENEFIT (LINE 09 + LINE 10)	258,542.91
12 DISBURSED IN IDIS FOR PLANNING/ADMINISTRATION	85,613.33
13 DISBURSED IN IDIS FOR SECTION 108 REPAYMENTS	0.00
14 ADJUSTMENT TO COMPUTE TOTAL EXPENDITURES	0.00
15 TOTAL EXPENDITURES (SUM, LINES 11-14)	344,156.24
16 UNEXPENDED BALANCE (LINE 08 - LINE 15)	1,004,818.93

PART III: LOWMOD BENEFIT THIS REPORTING PERIOD

17 EXPENDED FOR LOW/MOD HOUSING IN SPECIAL AREAS	0.00
18 EXPENDED FOR LOW/MOD MULTI-UNIT HOUSING	0.00
19 DISBURSED FOR OTHER LOW/MOD ACTIVITIES	258,542.91
20 ADJUSTMENT TO COMPUTE TOTAL LOW/MOD CREDIT	0.00
21 TOTAL LOW/MOD CREDIT (SUM, LINES 17-20)	258,542.91
22 PERCENT LOW/MOD CREDIT (LINE 21/LINE 11)	100.00%

LOW/MOD BENEFIT FOR MULTI-YEAR CERTIFICATIONS

23 PROGRAM YEARS(PY) COVERED IN CERTIFICATION	PY: PY: PY:
24 CUMULATIVE NET EXPENDITURES SUBJECT TO LOW/MOD BENEFIT CALCULATION	0.00
25 CUMULATIVE EXPENDITURES BENEFITING LOW/MOD PERSONS	0.00
26 PERCENT BENEFIT TO LOW/MOD PERSONS (LINE 25/LINE 24)	0.00%

PART IV: PUBLIC SERVICE (PS) CAP CALCULATIONS

27 DISBURSED IN IDIS FOR PUBLIC SERVICES	75,864.03
28 PS UNLIQUIDATED OBLIGATIONS AT END OF CURRENT PROGRAM YEAR	0.00
29 PS UNLIQUIDATED OBLIGATIONS AT END OF PREVIOUS PROGRAM YEAR	0.00
30 ADJUSTMENT TO COMPUTE TOTAL PS OBLIGATIONS	0.00
31 TOTAL PS OBLIGATIONS (LINE 27 + LINE 28 - LINE 29 + LINE 30)	75,864.03
32 ENTITLEMENT GRANT	541,977.00
33 PRIOR YEAR PROGRAM INCOME	67,535.86
34 ADJUSTMENT TO COMPUTE TOTAL SUBJECT TO PS CAP	0.00
35 TOTAL SUBJECT TO PS CAP (SUM, LINES 32-34)	609,512.86
36 PERCENT FUNDS OBLIGATED FOR PS ACTIVITIES (LINE 31/LINE 35)	12.45%

PART V: PLANNING AND ADMINISTRATION (PA) CAP

37 DISBURSED IN IDIS FOR PLANNING/ADMINISTRATION	85,613.33
38 PA UNLIQUIDATED OBLIGATIONS AT END OF CURRENT PROGRAM YEAR	0.00
39 PA UNLIQUIDATED OBLIGATIONS AT END OF PREVIOUS PROGRAM YEAR	0.00
40 ADJUSTMENT TO COMPUTE TOTAL PA OBLIGATIONS	0.00
41 TOTAL PA OBLIGATIONS (LINE 37 + LINE 38 - LINE 39 +LINE 40)	85,613.33
42 ENTITLEMENT GRANT	541,977.00
43 CURRENT YEAR PROGRAM INCOME	226,154.48
44 ADJUSTMENT TO COMPUTE TOTAL SUBJECT TO PA CAP	0.00
45 TOTAL SUBJECT TO PA CAP (SUM, LINES 42-44)	768,131.48
46 PERCENT FUNDS OBLIGATED FOR PA ACTIVITIES (LINE 41/LINE 45)	11.15%



Office of Community Planning and Development
 U.S. Department of Housing and Urban Development
 Integrated Disbursement and Information System
 PR26 - CDBG Financial Summary Report
 Program Year 2017
 APPLE VALLEY , CA

DATE: 09-05-18
 TIME: 12:13
 PAGE: 2

LINE 17 DETAIL: ACTIVITIES TO CONSIDER IN DETERMINING THE AMOUNT TO ENTER ON LINE 17

Report returned no data.

LINE 18 DETAIL: ACTIVITIES TO CONSIDER IN DETERMINING THE AMOUNT TO ENTER ON LINE 18

Report returned no data.

LINE 19 DETAIL: ACTIVITIES INCLUDED IN THE COMPUTATION OF LINE 19

Plan Year	IDIS Project	IDIS Activity	Voucher Number	Activity Name	Matrix Code	National Objective	Drawn Amount
2016	3	693	6076693	James Woody Comm Ctr- Floors,Roof	03F	LMA	\$524.29
					03F	Matrix Code	\$524.29
2017	2	740	6113781	HDHS Shelter Services	03T	LMC	\$6,250.00
2017	2	740	6146560	HDHS Shelter Services	03T	LMC	\$3,125.00
2017	2	740	6184435	HDHS Shelter Services	03T	LMC	\$3,125.00
					03T	Matrix Code	\$12,500.00
2017	6	744	6116661	Senior/Adult Disabled Needs Program	05A	LMC	\$4,526.85
2017	6	744	6151490	Senior/Adult Disabled Needs Program	05A	LMC	\$3,011.83
2017	6	744	6184442	Senior/Adult Disabled Needs Program	05A	LMC	\$2,207.11
					05A	Matrix Code	\$9,745.79
2017	1	739	6113766	Operation School Bell	05D	LMC	\$12,500.00
2017	3	741	6114968	CFW Literacy Center	05D	LMC	\$971.75
2017	3	741	6184437	CFW Literacy Center	05D	LMC	\$2,850.49
					05D	Matrix Code	\$16,322.24
2017	4	742	6114883	A Better Way	05G	LMC	\$1,090.12
2017	4	742	6147570	A Better Way	05G	LMC	\$2,926.46
2017	4	742	6184439	A Better Way	05G	LMC	\$2,483.42
2017	7	745	6113775	Transitional Housing	05G	LMC	\$4,312.23
2017	7	745	6146336	Transitional Housing	05G	LMC	\$3,325.34
2017	7	745	6184443	Transitional Housing	05G	LMC	\$2,362.43
					05G	Matrix Code	\$16,500.00
2017	5	743	6146510	Adult Literacy Program	05H	LMC	\$3,219.80
2017	5	743	6184441	Adult Literacy Program	05H	LMC	\$2,780.20
					05H	Matrix Code	\$6,000.00
2017	9	747	6103063	Fair Housing Services (AFFH) Program	05J	LMCSV	\$3,455.56
2017	9	747	6107461	Fair Housing Services (AFFH) Program	05J	LMCSV	\$738.88
2017	9	747	6113721	Fair Housing Services (AFFH) Program	05J	LMCSV	\$832.98
2017	9	747	6129320	Fair Housing Services (AFFH) Program	05J	LMCSV	\$798.61
2017	9	747	6146580	Fair Housing Services (AFFH) Program	05J	LMCSV	\$1,729.16
2017	9	747	6184444	Fair Housing Services (AFFH) Program	05J	LMCSV	\$2,444.81
					05J	Matrix Code	\$10,000.00
2017	10	748	6118547	Resources/Referrals for Families	05M	LMC	\$2,398.00
2017	10	748	6147654	Resources/Referrals for Families	05M	LMC	\$1,199.00
2017	10	748	6184446	Resources/Referrals for Families	05M	LMC	\$1,199.00
					05M	Matrix Code	\$4,796.00
2014	4	778	6116608	Crockett, K	14A	LMH	\$10,544.43
2014	4	781	6128217	Higgins, S	14A	LMH	\$17,017.11
2015	4	783	6151536	Price, M	14A	LMH	\$21,639.01
2016	4	735	6056674	Freitas, T	14A	LMH	\$13,504.77
2016	10	770	6103879	Williams, G	14A	LMH	\$1,190.00
2016	10	771	6104070	Norton, J	14A	LMH	\$722.61
2016	10	772	6104095	Rogers, L	14A	LMH	\$1,109.07
2016	10	772	6104105	Rogers, L	14A	LMH	\$54.90
2016	10	780	6128198	Garcia, J	14A	LMH	\$2,225.95
2017	16	782	6140496	Kelly J	14A	LMH	\$16,877.14
					14A	Matrix Code	\$84,884.99
2017	11	768	6130097	Small Business ADA Rehab Program	14E	LMC	\$602.50



Office of Community Planning and Development
 U.S. Department of Housing and Urban Development
 Integrated Disbursement and Information System
 PR26 - CDBG Financial Summary Report
 Program Year 2017
 APPLE VALLEY , CA

DATE: 09-05-18
 TIME: 12:13
 PAGE: 3

Plan Year	IDIS Project	IDIS Activity	Voucher Number	Activity Name	Matrix Code	National Objective	Drawn Amount
2017	11	768	6137191	Small Business ADA Rehab Program	14E	LMC	\$1,490.00
2017	11	768	6143876	Small Business ADA Rehab Program	14E	LMC	\$1,096.25
					14E	Matrix Code	\$3,188.75
2015	1	610	6056008	AV Rehab Administration 14H	14H	LMH	\$27,584.22
2015	1	610	6056334	AV Rehab Administration 14H	14H	LMH	\$915.39
2016	1	678	6056352	AV Rehab Administration 14H	14H	LMH	\$1,593.34
2016	1	678	6056665	AV Rehab Administration 14H	14H	LMH	\$390.95
2016	1	678	6063998	AV Rehab Administration 14H	14H	LMH	\$1,092.99
2016	1	678	6071383	AV Rehab Administration 14H	14H	LMH	\$307.98
2016	1	678	6094085	AV Rehab Administration 14H	14H	LMH	\$125.00
2016	1	678	6102969	AV Rehab Administration 14H	14H	LMH	\$18,352.90
2016	1	678	6103147	AV Rehab Administration 14H	14H	LMH	\$310.32
2016	1	678	6107422	AV Rehab Administration 14H	14H	LMH	\$380.02
2016	1	678	6118575	AV Rehab Administration 14H	14H	LMH	\$13,975.34
2016	1	678	6130101	AV Rehab Administration 14H	14H	LMH	\$4,165.00
2016	1	678	6137176	AV Rehab Administration 14H	14H	LMH	\$2,275.00
2016	1	678	6139124	AV Rehab Administration 14H	14H	LMH	\$157.50
2016	1	678	6143884	AV Rehab Administration 14H	14H	LMH	\$1,083.75
2016	1	678	6145049	AV Rehab Administration 14H	14H	LMH	\$35.00
2016	1	678	6148518	AV Rehab Administration 14H	14H	LMH	\$14,976.63
					14H	Matrix Code	\$87,721.33
2017	12	750	6137192	Low Mod Area, Code Enforcement	15	LMA	\$148.75
2017	12	750	6146308	Low Mod Area, Code Enforcement	15	LMA	\$6,210.77
					15	Matrix Code	\$6,359.52
Total							\$258,542.91

LINE 27 DETAIL: ACTIVITIES INCLUDED IN THE COMPUTATION OF LINE 27

Plan Year	IDIS Project	IDIS Activity	Voucher Number	Activity Name	Matrix Code	National Objective	Drawn Amount
2017	2	740	6113781	HDHS Shelter Services	03T	LMC	\$6,250.00
2017	2	740	6146560	HDHS Shelter Services	03T	LMC	\$3,125.00
2017	2	740	6184435	HDHS Shelter Services	03T	LMC	\$3,125.00
					03T	Matrix Code	\$12,500.00
2017	6	744	6116661	Senior/Adult Disabled Needs Program	05A	LMC	\$4,526.85
2017	6	744	6151490	Senior/Adult Disabled Needs Program	05A	LMC	\$3,011.83
2017	6	744	6184442	Senior/Adult Disabled Needs Program	05A	LMC	\$2,207.11
					05A	Matrix Code	\$9,745.79
2017	1	739	6113766	Operation School Bell	05D	LMC	\$12,500.00
2017	3	741	6114968	CFW Literacy Center	05D	LMC	\$971.75
2017	3	741	6184437	CFW Literacy Center	05D	LMC	\$2,850.49
					05D	Matrix Code	\$16,322.24
2017	4	742	6114883	A Better Way	05G	LMC	\$1,090.12
2017	4	742	6147570	A Better Way	05G	LMC	\$2,926.46
2017	4	742	6184439	A Better Way	05G	LMC	\$2,483.42
2017	7	745	6113775	Transitional Housing	05G	LMC	\$4,312.23
2017	7	745	6146336	Transitional Housing	05G	LMC	\$3,325.34
2017	7	745	6184443	Transitional Housing	05G	LMC	\$2,362.43
					05G	Matrix Code	\$16,500.00
2017	5	743	6146510	Adult Literacy Program	05H	LMC	\$3,219.80
2017	5	743	6184441	Adult Literacy Program	05H	LMC	\$2,780.20
					05H	Matrix Code	\$6,000.00
2017	9	747	6103063	Fair Housing Services (AFFH) Program	05J	LMCSV	\$3,455.56
2017	9	747	6107461	Fair Housing Services (AFFH) Program	05J	LMCSV	\$738.88
2017	9	747	6113721	Fair Housing Services (AFFH) Program	05J	LMCSV	\$832.98
2017	9	747	6129320	Fair Housing Services (AFFH) Program	05J	LMCSV	\$798.61



Office of Community Planning and Development
 U.S. Department of Housing and Urban Development
 Integrated Disbursement and Information System
 PR26 - CDBG Financial Summary Report
 Program Year 2017
 APPLE VALLEY , CA

DATE: 09-05-18
 TIME: 12:13
 PAGE: 4

Plan Year	IDIS Project	IDIS Activity	Voucher Number	Activity Name	Matrix Code	National Objective	Drawn Amount
2017	9	747	6146580	Fair Housing Services (AFFH) Program	05J	LMCSV	\$1,729.16
2017	9	747	6184444	Fair Housing Services (AFFH) Program	05J	LMCSV	\$2,444.81
					05J	Matrix Code	\$10,000.00
2017	10	748	6118547	Resources/Referrals for Families	05M	LMC	\$2,398.00
2017	10	748	6147654	Resources/Referrals for Families	05M	LMC	\$1,199.00
2017	10	748	6184446	Resources/Referrals for Families	05M	LMC	\$1,199.00
					05M	Matrix Code	\$4,796.00
Total							\$75,864.03

LINE 37 DETAIL: ACTIVITIES INCLUDED IN THE COMPUTATION OF LINE 37

Plan Year	IDIS Project	IDIS Activity	Voucher Number	Activity Name	Matrix Code	National Objective	Drawn Amount
2017	15	753	6103044	AV CDBG Administration	21A		\$17,360.88
2017	15	753	6103133	AV CDBG Administration	21A		\$12.93
2017	15	753	6103137	AV CDBG Administration	21A		\$42.22
2017	15	753	6103140	AV CDBG Administration	21A		\$253.00
2017	15	753	6107412	AV CDBG Administration	21A		\$484.88
2017	15	753	6118619	AV CDBG Administration	21A		\$27,941.70
2017	15	753	6118782	AV CDBG Administration	21A		\$15.23
2017	15	753	6130059	AV CDBG Administration	21A		\$3,481.25
2017	15	753	6137157	AV CDBG Administration	21A		\$1,026.25
2017	15	753	6137167	AV CDBG Administration	21A		\$3,697.50
2017	15	753	6143872	AV CDBG Administration	21A		\$382.50
2017	15	753	6148684	AV CDBG Administration	21A		\$10,101.26
2017	15	753	6148719	AV CDBG Administration	21A		\$20,813.73
					21A	Matrix Code	\$85,613.33
Total							\$85,613.33



Town of Apple Valley

IDIS Report – PR 27
Status of HOME Grants Report



U.S. Department of Housing and Urban Development
 Office of Community Planning and Development
 Integrated Disbursement and Information System
 Status of HOME Grants
 APPLE VALLEY CONSORTIUM

DATE: 09-03-18
 TIME: 18:36
 PAGE: 1

IDIS - PR27

Commitments from Authorized Funds

Fiscal Year	Total Authorization	Admin/CHDO OP Authorization	CR/CL/CC – Amount Committed to CHDOS	% CHDO Cmtd	SU Funds-Subgrants to Other Entities	EN Funds-PJ Committed to Activities	Total Authorized Commitments	% of Auth Cmtd
2004	\$724,008.00	\$72,400.80	\$108,601.20	15.0%	\$0.00	\$543,006.00	\$724,008.00	100.0%
2005	\$686,669.00	\$68,666.90	\$103,000.35	15.0%	\$0.00	\$515,001.75	\$686,669.00	100.0%
2006	\$650,460.00	\$65,046.00	\$97,569.00	15.0%	\$0.00	\$487,845.00	\$650,460.00	100.0%
2007	\$656,951.00	\$25,596.94	\$97,057.20	14.7%	\$0.00	\$534,296.86	\$656,951.00	100.0%
2008	\$629,517.00	\$62,551.60	\$93,827.40	14.9%	\$0.00	\$473,138.00	\$629,517.00	100.0%
2009	\$695,537.00	\$69,553.70	\$104,330.55	15.0%	\$0.00	\$521,652.75	\$695,537.00	100.0%
2010	\$689,961.00	\$68,996.10	\$103,494.15	15.0%	\$0.00	\$517,470.75	\$689,961.00	100.0%
2011	\$606,834.00	\$60,683.40	\$91,025.10	15.0%	\$0.00	\$455,125.50	\$606,834.00	100.0%
2012	\$513,588.00	\$51,358.80	\$48,441.41	9.4%	\$0.00	\$385,191.00	\$484,991.21	94.4%
2013	\$483,072.00	\$48,307.20	\$419,705.05	86.8%	\$0.00	\$0.00	\$468,012.25	96.8%
2014	\$504,484.00	\$51,939.30	\$244,856.65	48.5%	\$0.00	\$166,782.70	\$463,578.65	91.8%
2015	\$501,578.00	\$50,157.80	\$200,000.00	39.8%	\$0.00	\$25,700.20	\$275,858.00	54.9%
2016	\$538,365.00	\$53,836.50	\$0.00	0.0%	\$0.00	\$403,773.75	\$457,610.25	85.0%
2017	\$535,113.00	\$53,511.30	\$0.00	0.0%	\$0.00	\$185,266.95	\$238,778.25	44.6%
Total	\$8,416,137.00	\$802,606.34	\$1,711,908.06	20.3%	\$0.00	\$5,214,251.21	\$7,728,765.61	91.8%



U.S. Department of Housing and Urban Development
 Office of Community Planning and Development
 Integrated Disbursement and Information System
 Status of HOME Grants
 APPLE VALLEY CONSORTIUM

DATE: 09-03-18
 TIME: 18:36
 PAGE: 2

IDIS - PR27

Program Income (PI)

Program Year	Total Receipts	Amount Suballocated to PA	Amount Committed to Activities	% Committed	Net Disbursed	Disbursed Pending Approval	Total Disbursed	% Disbursed
2004	\$0.00	N/A	\$0.00	0.0%	\$0.00	\$0.00	\$0.00	0.0%
2005	\$0.00	N/A	\$0.00	0.0%	\$0.00	\$0.00	\$0.00	0.0%
2006	\$18,745.54	N/A	\$18,745.54	100.0%	\$18,745.54	\$0.00	\$18,745.54	100.0%
2007	\$0.00	N/A	\$0.00	0.0%	\$0.00	\$0.00	\$0.00	0.0%
2008	\$0.00	N/A	\$0.00	0.0%	\$0.00	\$0.00	\$0.00	0.0%
2009	\$18,655.00	N/A	\$18,655.00	100.0%	\$18,655.00	\$0.00	\$18,655.00	100.0%
2010	\$19,800.00	N/A	\$19,800.00	100.0%	\$19,800.00	\$0.00	\$19,800.00	100.0%
2011	\$0.00	N/A	\$0.00	0.0%	\$0.00	\$0.00	\$0.00	0.0%
2012	\$0.00	\$0.00	\$0.00	0.0%	\$0.00	\$0.00	\$0.00	0.0%
2013	\$9,377.00	\$0.00	\$9,377.00	100.0%	\$9,377.00	\$0.00	\$9,377.00	100.0%
2014	\$12,570.00	\$0.00	\$12,570.00	100.0%	\$12,570.00	\$0.00	\$12,570.00	100.0%
2015	\$0.00	\$0.00	\$0.00	0.0%	\$0.00	\$0.00	\$0.00	0.0%
2016	\$496,391.45	\$0.00	\$496,391.45	100.0%	\$496,391.45	\$0.00	\$496,391.45	100.0%
2017	\$97,245.57	\$0.00	\$0.00	0.0%	\$0.00	\$0.00	\$0.00	0.0%
Total	\$672,784.56	\$0.00	\$575,538.99	85.5%	\$575,538.99	\$0.00	\$575,538.99	85.5%



U.S. Department of Housing and Urban Development
 Office of Community Planning and Development
 Integrated Disbursement and Information System
 Status of HOME Grants
 APPLE VALLEY CONSORTIUM

DATE: 09-03-18
 TIME: 18:36
 PAGE: 3

IDIS - PR27

Program Income for Administration (PA)

Program Year	Authorized Amount	Amount Committed to Activities	% Committed	Net Disbursed	Disbursed Pending Approval	Total Disbursed	% Disbursed
2012	\$0.00	\$0.00	0.0%	\$0.00	\$0.00	\$0.00	0.0%
2013	\$0.00	\$0.00	0.0%	\$0.00	\$0.00	\$0.00	0.0%
2014	\$0.00	\$0.00	0.0%	\$0.00	\$0.00	\$0.00	0.0%
2015	\$0.00	\$0.00	0.0%	\$0.00	\$0.00	\$0.00	0.0%
2016	\$0.00	\$0.00	0.0%	\$0.00	\$0.00	\$0.00	0.0%
2017	\$0.00	\$0.00	0.0%	\$0.00	\$0.00	\$0.00	0.0%
Total	\$0.00	\$0.00	0.0%	\$0.00	\$0.00	\$0.00	0.0%



U.S. Department of Housing and Urban Development
 Office of Community Planning and Development
 Integrated Disbursement and Information System
 Status of HOME Grants
 APPLE VALLEY CONSORTIUM

DATE: 09-03-18
 TIME: 18:36
 PAGE: 4

IDIS - PR27

Recaptured Homebuyer Funds (HP)

Program Year	Total Receipts	Amount Committed to Activities	% Committed	Net Disbursed	Disbursed Pending Approval	Total Disbursed	% Disbursed
2015	\$0.00	\$0.00	0.0%	\$0.00	\$0.00	\$0.00	0.0%
2016	\$0.00	\$0.00	0.0%	\$0.00	\$0.00	\$0.00	0.0%
2017	\$0.00	\$0.00	0.0%	\$0.00	\$0.00	\$0.00	0.0%
Total	\$0.00	\$0.00	0.0%	\$0.00	\$0.00	\$0.00	0.0%



U.S. Department of Housing and Urban Development
Office of Community Planning and Development
Integrated Disbursement and Information System
Status of HOME Grants
APPLE VALLEY CONSORTIUM

DATE: 09-03-18
TIME: 18:36
PAGE: 5

IDIS - PR27

Repayments to Local Account (IU)

Program Year	Total Receipts	Amount Committed to Activities	% Committed	Net Disbursed	Disbursed Pending Approval	Total Disbursed	% Disbursed
2015	\$0.00	\$0.00	0.0%	\$0.00	\$0.00	\$0.00	0.0%
2016	\$0.00	\$0.00	0.0%	\$0.00	\$0.00	\$0.00	0.0%
2017	\$0.00	\$0.00	0.0%	\$0.00	\$0.00	\$0.00	0.0%
Total	\$0.00	\$0.00	0.0%	\$0.00	\$0.00	\$0.00	0.0%



U.S. Department of Housing and Urban Development
 Office of Community Planning and Development
 Integrated Disbursement and Information System
 Status of HOME Grants
 APPLE VALLEY CONSORTIUM

DATE: 09-03-18
 TIME: 18:36
 PAGE: 6

IDIS - PR27

Disbursements from Treasury Account

Fiscal Year	Total Authorization	Disbursed	Returned	Net Disbursed	Disbursed Pending Approval	Total Disbursed	% Disb	Available to Disburse
2004	\$724,008.00	\$724,008.00	\$0.00	\$724,008.00	\$0.00	\$724,008.00	100.0%	\$0.00
2005	\$686,669.00	\$686,669.00	\$0.00	\$686,669.00	\$0.00	\$686,669.00	100.0%	\$0.00
2006	\$650,460.00	\$650,460.00	\$0.00	\$650,460.00	\$0.00	\$650,460.00	100.0%	\$0.00
2007	\$656,951.00	\$656,951.00	\$0.00	\$656,951.00	\$0.00	\$656,951.00	100.0%	\$0.00
2008	\$629,517.00	\$629,517.00	\$0.00	\$629,517.00	\$0.00	\$629,517.00	100.0%	\$0.00
2009	\$695,537.00	\$695,537.00	\$0.00	\$695,537.00	\$0.00	\$695,537.00	100.0%	\$0.00
2010	\$689,961.00	\$689,961.00	\$0.00	\$689,961.00	\$0.00	\$689,961.00	100.0%	\$0.00
2011	\$606,834.00	\$606,834.00	\$0.00	\$606,834.00	\$0.00	\$606,834.00	100.0%	\$0.00
2012	\$513,588.00	\$484,991.21	\$0.00	\$484,991.21	\$0.00	\$484,991.21	94.4%	\$28,596.79
2013	\$483,072.00	\$468,012.25	\$0.00	\$468,012.25	\$0.00	\$468,012.25	96.8%	\$15,059.75
2014	\$504,484.00	\$307,182.76	\$0.00	\$307,182.76	\$0.00	\$307,182.76	60.8%	\$197,301.24
2015	\$501,578.00	\$72,281.58	\$0.00	\$72,281.58	\$0.00	\$72,281.58	14.4%	\$429,296.42
2016	\$538,365.00	\$429,967.51	\$0.00	\$429,967.51	\$0.00	\$429,967.51	79.8%	\$108,397.49
2017	\$535,113.00	\$110,813.90	\$0.00	\$110,813.90	\$0.00	\$110,813.90	20.7%	\$424,299.10
Total	\$8,416,137.00	\$7,213,186.21	\$0.00	\$7,213,186.21	\$0.00	\$7,213,186.21	85.7%	\$1,202,950.79



U.S. Department of Housing and Urban Development
 Office of Community Planning and Development
 Integrated Disbursement and Information System
 Status of HOME Grants
 APPLE VALLEY CONSORTIUM

DATE: 09-03-18
 TIME: 18:36
 PAGE: 7

IDIS - PR27

Home Activities Commitments/Disbursements from Treasury Account

Fiscal Year	Authorized for Activities	Amount Committed to Activities	% Cmtd	Disbursed	Returned	Net Disbursed	% Net Disb	Disbursed Pending Approval	Total Disbursed	% Disb
2004	\$651,607.20	\$651,607.20	100.0%	\$651,607.20	\$0.00	\$651,607.20	100.0%	\$0.00	\$651,607.20	100.0%
2005	\$618,002.10	\$618,002.10	100.0%	\$618,002.10	\$0.00	\$618,002.10	100.0%	\$0.00	\$618,002.10	100.0%
2006	\$585,414.00	\$585,414.00	100.0%	\$585,414.00	\$0.00	\$585,414.00	100.0%	\$0.00	\$585,414.00	100.0%
2007	\$631,354.06	\$631,354.06	100.0%	\$631,354.06	\$0.00	\$631,354.06	100.0%	\$0.00	\$631,354.06	100.0%
2008	\$566,965.40	\$566,965.40	100.0%	\$566,965.40	\$0.00	\$566,965.40	100.0%	\$0.00	\$566,965.40	100.0%
2009	\$625,983.30	\$625,983.30	100.0%	\$625,983.30	\$0.00	\$625,983.30	100.0%	\$0.00	\$625,983.30	100.0%
2010	\$620,964.90	\$620,964.90	100.0%	\$620,964.90	\$0.00	\$620,964.90	100.0%	\$0.00	\$620,964.90	100.0%
2011	\$546,150.60	\$546,150.60	100.0%	\$546,150.60	\$0.00	\$546,150.60	100.0%	\$0.00	\$546,150.60	100.0%
2012	\$462,229.20	\$433,632.41	93.8%	\$433,632.41	\$0.00	\$433,632.41	93.8%	\$0.00	\$433,632.41	93.8%
2013	\$434,764.80	\$419,705.05	96.5%	\$419,705.05	\$0.00	\$419,705.05	96.5%	\$0.00	\$419,705.05	96.5%
2014	\$452,544.70	\$411,639.35	90.9%	\$255,243.76	\$0.00	\$255,243.76	56.4%	\$0.00	\$255,243.76	56.4%
2015	\$451,420.20	\$225,700.20	49.9%	\$22,123.78	\$0.00	\$22,123.78	4.9%	\$0.00	\$22,123.78	4.9%
2016	\$484,528.50	\$403,773.75	83.3%	\$376,646.31	\$0.00	\$376,646.31	77.7%	\$0.00	\$376,646.31	77.7%
2017	\$481,601.70	\$185,266.95	38.4%	\$91,226.10	\$0.00	\$91,226.10	18.9%	\$0.00	\$91,226.10	18.9%
Total	\$7,613,530.66	\$6,926,159.27	90.9%	\$6,445,018.97	\$0.00	\$6,445,018.97	84.6%	\$0.00	\$6,445,018.97	84.6%



U.S. Department of Housing and Urban Development
 Office of Community Planning and Development
 Integrated Disbursement and Information System
 Status of HOME Grants
 APPLE VALLEY CONSORTIUM

DATE: 09-03-18
 TIME: 18:36
 PAGE: 8

IDIS - PR27

Administrative Funds (AD)

Fiscal Year	Authorized Amount	Amount Committed	% Auth Cmtd	Balance to Commit	Total Disbursed	% Auth Disb	Available to Disburse
2004	\$72,400.80	\$72,400.80	100.0%	\$0.00	\$72,400.80	100.0%	\$0.00
2005	\$68,666.90	\$68,666.90	100.0%	\$0.00	\$68,666.90	100.0%	\$0.00
2006	\$65,046.00	\$65,046.00	100.0%	\$0.00	\$65,046.00	100.0%	\$0.00
2007	\$25,596.94	\$25,596.94	100.0%	\$0.00	\$25,596.94	100.0%	\$0.00
2008	\$62,551.60	\$62,551.60	100.0%	\$0.00	\$62,551.60	100.0%	\$0.00
2009	\$69,553.70	\$69,553.70	100.0%	\$0.00	\$69,553.70	100.0%	\$0.00
2010	\$68,996.10	\$68,996.10	100.0%	\$0.00	\$68,996.10	100.0%	\$0.00
2011	\$60,683.40	\$60,683.40	100.0%	\$0.00	\$60,683.40	100.0%	\$0.00
2012	\$51,358.80	\$51,358.80	100.0%	\$0.00	\$51,358.80	100.0%	\$0.00
2013	\$48,307.20	\$48,307.20	100.0%	\$0.00	\$48,307.20	100.0%	\$0.00
2014	\$51,939.30	\$51,939.00	99.9%	\$0.30	\$51,939.00	99.9%	\$0.30
2015	\$50,157.80	\$50,157.80	100.0%	\$0.00	\$50,157.80	100.0%	\$0.00
2016	\$53,836.50	\$53,791.20	99.9%	\$45.30	\$53,321.20	99.0%	\$515.30
2017	\$53,511.30	\$53,511.30	100.0%	\$0.00	\$19,587.80	36.6%	\$33,923.50
Total	\$802,606.34	\$802,560.74	99.9%	\$45.60	\$768,167.24	95.7%	\$34,439.10



U.S. Department of Housing and Urban Development
 Office of Community Planning and Development
 Integrated Disbursement and Information System
 Status of HOME Grants
 APPLE VALLEY CONSORTIUM

DATE: 09-03-18
 TIME: 18:36
 PAGE: 9

IDIS - PR27

CHDO Operating Funds (CO)

Fiscal Year	Authorized Amount	Amount Committed	% Auth Cmtd	Balance to Commit	Total Disbursed	% Auth Disb	Available to Disburse
2004	\$0.00	\$0.00	0.0%	\$0.00	\$0.00	0.0%	\$0.00
2005	\$0.00	\$0.00	0.0%	\$0.00	\$0.00	0.0%	\$0.00
2006	\$0.00	\$0.00	0.0%	\$0.00	\$0.00	0.0%	\$0.00
2007	\$0.00	\$0.00	0.0%	\$0.00	\$0.00	0.0%	\$0.00
2008	\$0.00	\$0.00	0.0%	\$0.00	\$0.00	0.0%	\$0.00
2009	\$0.00	\$0.00	0.0%	\$0.00	\$0.00	0.0%	\$0.00
2010	\$0.00	\$0.00	0.0%	\$0.00	\$0.00	0.0%	\$0.00
2011	\$0.00	\$0.00	0.0%	\$0.00	\$0.00	0.0%	\$0.00
2012	\$0.00	\$0.00	0.0%	\$0.00	\$0.00	0.0%	\$0.00
2013	\$0.00	\$0.00	0.0%	\$0.00	\$0.00	0.0%	\$0.00
2014	\$0.00	\$0.00	0.0%	\$0.00	\$0.00	0.0%	\$0.00
2015	\$0.00	\$0.00	0.0%	\$0.00	\$0.00	0.0%	\$0.00
2016	\$0.00	\$0.00	0.0%	\$0.00	\$0.00	0.0%	\$0.00
2017	\$0.00	\$0.00	0.0%	\$0.00	\$0.00	0.0%	\$0.00
Total	\$0.00	\$0.00	0.0%	\$0.00	\$0.00	0.0%	\$0.00



U.S. Department of Housing and Urban Development
 Office of Community Planning and Development
 Integrated Disbursement and Information System
 Status of HOME Grants
 APPLE VALLEY CONSORTIUM

DATE: 09-03-18
 TIME: 18:36
 PAGE: 10

IDIS - PR27

CHDO Funds (CR)

Fiscal Year	CHDO Requirement	Authorized Amount	Amount Suballocated to CL/CC	Amount Subgranted to CHDOS	Balance to Subgrant	Funds Committed to Activities	% Subg Cmtd	Balance to Commit	Total Disbursed	% Subg Disb	Available to Disburse
2004	\$108,601.20	\$108,601.20	\$27,531.20	\$81,070.00	\$0.00	\$81,070.00	100.0%	\$0.00	\$81,070.00	100.0%	\$0.00
2005	\$103,000.35	\$103,000.35	\$0.00	\$103,000.35	\$0.00	\$103,000.35	100.0%	\$0.00	\$103,000.35	100.0%	\$0.00
2006	\$97,569.00	\$97,569.00	\$0.00	\$97,569.00	\$0.00	\$97,569.00	100.0%	\$0.00	\$97,569.00	100.0%	\$0.00
2007	\$97,057.20	\$97,057.20	\$0.00	\$97,057.20	\$0.00	\$97,057.20	100.0%	\$0.00	\$97,057.20	100.0%	\$0.00
2008	\$93,827.40	\$93,827.40	\$0.00	\$93,827.40	\$0.00	\$93,827.40	100.0%	\$0.00	\$93,827.40	100.0%	\$0.00
2009	\$104,330.55	\$104,330.55	\$0.00	\$104,330.55	\$0.00	\$104,330.55	100.0%	\$0.00	\$104,330.55	100.0%	\$0.00
2010	\$103,494.15	\$103,494.15	\$0.00	\$103,494.15	\$0.00	\$103,494.15	100.0%	\$0.00	\$103,494.15	100.0%	\$0.00
2011	\$91,025.10	\$91,025.10	\$0.00	\$91,025.10	\$0.00	\$91,025.10	100.0%	\$0.00	\$91,025.10	100.0%	\$0.00
2012	\$77,038.20	\$77,038.20	\$0.00	\$56,743.63	\$20,294.57	\$48,441.41	85.3%	\$28,596.79	\$48,441.41	85.3%	\$28,596.79
2013	\$72,460.80	\$434,764.80	\$0.00	\$434,764.80	\$0.00	\$419,705.05	96.5%	\$15,059.75	\$419,705.05	96.5%	\$15,059.75
2014	\$77,908.95	\$285,762.00	\$0.00	\$285,762.00	\$0.00	\$244,856.65	85.6%	\$40,905.35	\$89,798.90	31.4%	\$195,963.10
2015	\$75,236.70	\$425,720.00	\$0.00	\$425,720.00	\$0.00	\$200,000.00	46.9%	\$225,720.00	\$0.00	0.0%	\$425,720.00
2016	\$80,754.75	\$80,754.75	\$0.00	\$0.00	\$80,754.75	\$0.00	0.0%	\$80,754.75	\$0.00	0.0%	\$80,754.75
2017	\$80,266.95	\$80,266.95	\$0.00	\$0.00	\$80,266.95	\$0.00	0.0%	\$80,266.95	\$0.00	0.0%	\$80,266.95
Total	\$1,262,571.30	\$2,183,211.65	\$27,531.20	\$1,974,364.18	\$181,316.27	\$1,684,376.86	85.3%	\$471,303.59	\$1,329,319.11	67.3%	\$826,361.34



U.S. Department of Housing and Urban Development
 Office of Community Planning and Development
 Integrated Disbursement and Information System
 Status of HOME Grants
 APPLE VALLEY CONSORTIUM

DATE: 09-03-18
 TIME: 18:36
 PAGE: 11

IDIS - PR27

CHDO Loans (CL)

Fiscal Year	Authorized Amount	Amount Subgranted	Amount Committed	% Auth Cmtd	Balance to Commit	Total Disbursed	% Auth Disb	Available to Disburse
2004	\$27,531.20	\$27,531.20	\$27,531.20	100.0%	\$0.00	\$27,531.20	100.0%	\$0.00
2005	\$0.00	\$0.00	\$0.00	0.0%	\$0.00	\$0.00	0.0%	\$0.00
2006	\$0.00	\$0.00	\$0.00	0.0%	\$0.00	\$0.00	0.0%	\$0.00
2007	\$0.00	\$0.00	\$0.00	0.0%	\$0.00	\$0.00	0.0%	\$0.00
2008	\$0.00	\$0.00	\$0.00	0.0%	\$0.00	\$0.00	0.0%	\$0.00
2009	\$0.00	\$0.00	\$0.00	0.0%	\$0.00	\$0.00	0.0%	\$0.00
2010	\$0.00	\$0.00	\$0.00	0.0%	\$0.00	\$0.00	0.0%	\$0.00
2011	\$0.00	\$0.00	\$0.00	0.0%	\$0.00	\$0.00	0.0%	\$0.00
2012	\$0.00	\$0.00	\$0.00	0.0%	\$0.00	\$0.00	0.0%	\$0.00
2013	\$0.00	\$0.00	\$0.00	0.0%	\$0.00	\$0.00	0.0%	\$0.00
2014	\$0.00	\$0.00	\$0.00	0.0%	\$0.00	\$0.00	0.0%	\$0.00
2015	\$0.00	\$0.00	\$0.00	0.0%	\$0.00	\$0.00	0.0%	\$0.00
2016	\$0.00	\$0.00	\$0.00	0.0%	\$0.00	\$0.00	0.0%	\$0.00
2017	\$0.00	\$0.00	\$0.00	0.0%	\$0.00	\$0.00	0.0%	\$0.00
Total	\$27,531.20	\$27,531.20	\$27,531.20	100.0%	\$0.00	\$27,531.20	100.0%	\$0.00



U.S. Department of Housing and Urban Development
 Office of Community Planning and Development
 Integrated Disbursement and Information System
 Status of HOME Grants
 APPLE VALLEY CONSORTIUM

DATE: 09-03-18
 TIME: 18:36
 PAGE: 12

IDIS - PR27

CHDO Capacity (CC)

Fiscal Year	Authorized Amount	Amount Subgranted	Amount Committed	% Auth Cmtd	Balance to Commit	Total Disbursed	% Auth Disb	Available to Disburse
2004	\$0.00	\$0.00	\$0.00	0.0%	\$0.00	\$0.00	0.0%	\$0.00
2005	\$0.00	\$0.00	\$0.00	0.0%	\$0.00	\$0.00	0.0%	\$0.00
2006	\$0.00	\$0.00	\$0.00	0.0%	\$0.00	\$0.00	0.0%	\$0.00
2007	\$0.00	\$0.00	\$0.00	0.0%	\$0.00	\$0.00	0.0%	\$0.00
2008	\$0.00	\$0.00	\$0.00	0.0%	\$0.00	\$0.00	0.0%	\$0.00
2009	\$0.00	\$0.00	\$0.00	0.0%	\$0.00	\$0.00	0.0%	\$0.00
2010	\$0.00	\$0.00	\$0.00	0.0%	\$0.00	\$0.00	0.0%	\$0.00
2011	\$0.00	\$0.00	\$0.00	0.0%	\$0.00	\$0.00	0.0%	\$0.00
2012	\$0.00	\$0.00	\$0.00	0.0%	\$0.00	\$0.00	0.0%	\$0.00
2013	\$0.00	\$0.00	\$0.00	0.0%	\$0.00	\$0.00	0.0%	\$0.00
2014	\$0.00	\$0.00	\$0.00	0.0%	\$0.00	\$0.00	0.0%	\$0.00
2015	\$0.00	\$0.00	\$0.00	0.0%	\$0.00	\$0.00	0.0%	\$0.00
2016	\$0.00	\$0.00	\$0.00	0.0%	\$0.00	\$0.00	0.0%	\$0.00
2017	\$0.00	\$0.00	\$0.00	0.0%	\$0.00	\$0.00	0.0%	\$0.00
Total	\$0.00	\$0.00	\$0.00	0.0%	\$0.00	\$0.00	0.0%	\$0.00



U.S. Department of Housing and Urban Development
 Office of Community Planning and Development
 Integrated Disbursement and Information System
 Status of HOME Grants
 APPLE VALLEY CONSORTIUM

DATE: 09-03-18
 TIME: 18:36
 PAGE: 13

IDIS - PR27

Reservations to State Recipients and Sub-recipients (SU)

Fiscal Year	Authorized Amount	Amount Subgranted to Other Entities	Amount Committed	% Auth Cmtd	Balance to Commit	Total Disbursed	% Auth Disb	Available to Disburse
2004	\$0.00	\$0.00	\$0.00	0.0%	\$0.00	\$0.00	0.0%	\$0.00
2005	\$0.00	\$0.00	\$0.00	0.0%	\$0.00	\$0.00	0.0%	\$0.00
2006	\$0.00	\$0.00	\$0.00	0.0%	\$0.00	\$0.00	0.0%	\$0.00
2007	\$0.00	\$0.00	\$0.00	0.0%	\$0.00	\$0.00	0.0%	\$0.00
2008	\$0.00	\$0.00	\$0.00	0.0%	\$0.00	\$0.00	0.0%	\$0.00
2009	\$0.00	\$0.00	\$0.00	0.0%	\$0.00	\$0.00	0.0%	\$0.00
2010	\$0.00	\$0.00	\$0.00	0.0%	\$0.00	\$0.00	0.0%	\$0.00
2011	\$0.00	\$0.00	\$0.00	0.0%	\$0.00	\$0.00	0.0%	\$0.00
2012	\$0.00	\$0.00	\$0.00	0.0%	\$0.00	\$0.00	0.0%	\$0.00
2013	\$0.00	\$0.00	\$0.00	0.0%	\$0.00	\$0.00	0.0%	\$0.00
2014	\$0.00	\$0.00	\$0.00	0.0%	\$0.00	\$0.00	0.0%	\$0.00
2015	\$0.00	\$0.00	\$0.00	0.0%	\$0.00	\$0.00	0.0%	\$0.00
2016	\$0.00	\$0.00	\$0.00	0.0%	\$0.00	\$0.00	0.0%	\$0.00
2017	\$0.00	\$0.00	\$0.00	0.0%	\$0.00	\$0.00	0.0%	\$0.00
Total	\$0.00	\$0.00	\$0.00	0.0%	\$0.00	\$0.00	0.0%	\$0.00



U.S. Department of Housing and Urban Development
 Office of Community Planning and Development
 Integrated Disbursement and Information System
 Status of HOME Grants
 APPLE VALLEY CONSORTIUM

DATE: 09-03-18
 TIME: 18:36
 PAGE: 14

IDIS - PR27

Total Program Funds

Fiscal Year	Total Authorization	Local Account Funds	Committed Amount	Net Disbursed for Activities	Net Disbursed for Admin/CHDO OP	Net Disbursed	Disbursed Pending Approval	Total Disbursed	Available to Disburse
2004	\$724,008.00	\$0.00	\$651,607.20	\$651,607.20	\$72,400.80	\$724,008.00	\$0.00	\$724,008.00	\$0.00
2005	\$686,669.00	\$0.00	\$618,002.10	\$618,002.10	\$68,666.90	\$686,669.00	\$0.00	\$686,669.00	\$0.00
2006	\$650,460.00	\$18,745.54	\$604,159.54	\$604,159.54	\$65,046.00	\$669,205.54	\$0.00	\$669,205.54	\$0.00
2007	\$656,951.00	\$0.00	\$631,354.06	\$631,354.06	\$25,596.94	\$656,951.00	\$0.00	\$656,951.00	\$0.00
2008	\$629,517.00	\$0.00	\$566,965.40	\$566,965.40	\$62,551.60	\$629,517.00	\$0.00	\$629,517.00	\$0.00
2009	\$695,537.00	\$18,655.00	\$644,638.30	\$644,638.30	\$69,553.70	\$714,192.00	\$0.00	\$714,192.00	\$0.00
2010	\$689,961.00	\$19,800.00	\$640,764.90	\$640,764.90	\$68,996.10	\$709,761.00	\$0.00	\$709,761.00	\$0.00
2011	\$606,834.00	\$0.00	\$546,150.60	\$546,150.60	\$60,683.40	\$606,834.00	\$0.00	\$606,834.00	\$0.00
2012	\$513,588.00	\$0.00	\$433,632.41	\$433,632.41	\$51,358.80	\$484,991.21	\$0.00	\$484,991.21	\$28,596.79
2013	\$483,072.00	\$9,377.00	\$429,082.05	\$429,082.05	\$48,307.20	\$477,389.25	\$0.00	\$477,389.25	\$15,059.75
2014	\$504,484.00	\$12,570.00	\$424,209.35	\$267,813.76	\$51,939.00	\$319,752.76	\$0.00	\$319,752.76	\$197,301.24
2015	\$501,578.00	\$0.00	\$225,700.20	\$22,123.78	\$50,157.80	\$72,281.58	\$0.00	\$72,281.58	\$429,296.42
2016	\$538,365.00	\$496,391.45	\$900,165.20	\$873,037.76	\$53,321.20	\$926,358.96	\$0.00	\$926,358.96	\$108,397.49
2017	\$535,113.00	\$97,245.57	\$185,266.95	\$91,226.10	\$19,587.80	\$110,813.90	\$0.00	\$110,813.90	\$521,544.67
Total	\$8,416,137.00	\$672,784.56	\$7,501,698.26	\$7,020,557.96	\$768,167.24	\$7,788,725.20	\$0.00	\$7,788,725.20	\$1,300,196.36



U.S. Department of Housing and Urban Development
 Office of Community Planning and Development
 Integrated Disbursement and Information System
 Status of HOME Grants
 APPLE VALLEY CONSORTIUM

DATE: 09-03-18
 TIME: 18:36
 PAGE: 15

IDIS - PR27

Total Program Percent

Fiscal Year	Total Authorization	Local Account Funds	% Committed for Activities	% Disb for Activities	% Disb for Admin/CHDO OP	% Net Disbursed	% Disbursed Pending Approval	% Total Disbursed	% Available to Disburse
2004	\$724,008.00	\$0.00	89.9%	89.9%	10.0%	100.0%	0.0%	100.0%	0.0%
2005	\$686,669.00	\$0.00	89.9%	89.9%	9.9%	100.0%	0.0%	100.0%	0.0%
2006	\$650,460.00	\$18,745.54	90.2%	90.2%	10.0%	100.0%	0.0%	100.0%	0.0%
2007	\$656,951.00	\$0.00	96.1%	96.1%	3.8%	100.0%	0.0%	100.0%	0.0%
2008	\$629,517.00	\$0.00	90.0%	90.0%	9.9%	100.0%	0.0%	100.0%	0.0%
2009	\$695,537.00	\$18,655.00	90.2%	90.2%	9.9%	100.0%	0.0%	100.0%	0.0%
2010	\$689,961.00	\$19,800.00	90.2%	90.2%	10.0%	100.0%	0.0%	100.0%	0.0%
2011	\$606,834.00	\$0.00	89.9%	89.9%	10.0%	100.0%	0.0%	100.0%	0.0%
2012	\$513,588.00	\$0.00	84.4%	84.4%	10.0%	94.4%	0.0%	94.4%	5.5%
2013	\$483,072.00	\$9,377.00	87.1%	87.1%	9.9%	96.9%	0.0%	96.9%	3.0%
2014	\$504,484.00	\$12,570.00	82.0%	51.7%	10.2%	61.8%	0.0%	61.8%	38.1%
2015	\$501,578.00	\$0.00	44.9%	4.4%	10.0%	14.4%	0.0%	14.4%	85.5%
2016	\$538,365.00	\$496,391.45	86.9%	84.3%	9.9%	89.5%	0.0%	89.5%	10.4%
2017	\$535,113.00	\$97,245.57	29.2%	14.4%	3.6%	17.5%	0.0%	17.5%	82.4%
Total	\$8,416,137.00	\$672,784.56	82.5%	77.2%	9.1%	85.6%	0.0%	85.6%	14.3%



Town of Apple Valley

IDIS Report – PR 33

HOME Matching Liability Report

U.S. Department of Housing and Urban Development
Office of Community Planning and Development
Integrated Disbursement and Information System
Home Matching Liability Report

DATE: 09-03-18
TIME: 18:37
PAGE: 1

APPLE VALLEY, CA

<u>Fiscal Year</u>	<u>Match Percent</u>	<u>Total Disbursements</u>	<u>Disbursements Requiring Match</u>	<u>Match Liability Amount</u>
2005	0.0%	\$167,318.08	\$0.00	\$0.00
2006	0.0%	\$161,824.12	\$0.00	\$0.00
2007	0.0%	\$552,224.48	\$0.00	\$0.00
2008	0.0%	\$692,697.15	\$0.00	\$0.00
2009	0.0%	\$956,954.81	\$0.00	\$0.00
2010	0.0%	\$354,450.92	\$0.00	\$0.00
2011	0.0%	\$685,974.96	\$0.00	\$0.00
2012	0.0%	\$368,804.00	\$0.00	\$0.00
2013	0.0%	\$774,906.60	\$0.00	\$0.00
2014	0.0%	\$502,552.25	\$0.00	\$0.00
2015	0.0%	\$310,116.95	\$0.00	\$0.00
2016	0.0%	\$530,787.32	\$0.00	\$0.00
2017	0.0%	\$924,341.92	\$0.00	\$0.00