



# Town of Apple Valley

**TOWN OF  
APPLE VALLEY**

**PARK AND RECREATION  
COMMISSION AGENDA**

**Thursday, October 4, 2018**

Regular Meeting: 6:00 p.m.

**TOWN COUNCIL CHAMBERS**

\* \* \* \*

**COMMISSION MEMBERS**

Donald Tatera, Chairman

Valerie Smith, Vice-Chair

Richard Cambridge, Commissioner

Patrick Doran, Commissioner

Melissa Moon, Commissioner

\* \* \* \*

Douglas B. Robertson, Town Manager

John Brown, Town Attorney

La Vonda M-Pearson, CMC, Town Clerk

Ralph Wright, Parks and Recreation Manager

**TOWN HALL: (760) 240-7000**

**[www.applevalley.org](http://www.applevalley.org)**

**AGENDA**  
**APPLE VALLEY PARKS AND RECREATION COMMISSION**  
**THURSDAY, OCTOBER 4, 2018**  
**REGULAR MEETING 6:00 P.M.**  
**TOWN COUNCIL CHAMBERS**  
**14955 DALE EVANS PARKWAY**

**PUBLIC PARTICIPATION IS INVITED.** *If you wish to be heard on any item on the agenda, please so indicate by filling out a REQUEST TO SPEAK form at the Commission meeting. Place the request in the Speaker Request Box on the table near the Town Clerk or hand to the Town Clerk at the meeting. (G.C. 54954.3 (a)).*

*Materials related to an item on this agenda submitted to the Commission after distribution of the agenda packet are available for public inspection in the Town Clerk's Office at 14955 Dale Evans Parkway, Apple Valley, CA during normal business hours. Such documents are also available on the Town of Apple Valley website at [www.applevalley.org](http://www.applevalley.org) subject to staff's ability to post the documents before the meeting.*

**(WHERE APPROPRIATE OR DEEMED NECESSARY, ACTION MAY BE TAKEN ON ANY ITEM LISTED IN THE AGENDA)**

**CALL TO ORDER:**

**ROLL CALL:**

**COMMISSIONERS** Chairman Tatera, D.\_\_\_\_\_, Vice-Chair Smith, V. \_\_\_\_\_,  
Commissioner Cambridge, R.\_\_\_\_\_, Commissioner Doran,  
P.\_\_\_\_\_. Commissioner Moon, M.\_\_\_\_\_.

**PLEDGE OF ALLEGIANCE:**

**PRESENTATIONS:** Commissioner Richard Cambridge – Recognition of Service

**PUBLIC COMMENTS:**

*Anyone wishing to address an item not on the agenda or an item that is not scheduled for a public hearing at this meeting may do so at this time. California State Law does not allow the Commission to act on items not on the agenda, except in very limited circumstances. Your concerns may be referred to staff or placed on a future agenda.*

1. **Approval of Minutes for Park and Recreation Commission Meeting**  
**Recommendation:**  
Approve the minutes for the meeting of April 5, 2018.
  
2. **Approval of the Parks and Recreation Monthly Reports**  
**Recommendation:**  
Approval of the Parks and Recreation Monthly Reports for March, April, May, and June 2018.

3. **Report on Recreation Programming**  
**Recommendation:**  
Receive and File.
4. **Update of Parks and Recreation Management Software System**  
**Recommendation:**  
Receive and File.
5. **Review of the Adopted Parks and Recreation Budget for Fiscal year 2018-2019**  
**Recommendation:**  
Receive and File.
6. **Site Tour Review and Discussion**  
**Recommendation:**  
Discussion
7. **Update on Park Projects**  
**Recommendation:**  
Receive and File.

**PARK AND RECREATION COMMISSIONER COMMENTS**

**PARKS AND RECREATION MANAGER'S REPORT**

**SUGGESTED ITEMS FOR FUTURE AGENDAS**

**ADJOURNMENT**



# TOWN OF APPLE VALLEY PARKS AND RECREATION COMMISSION STAFF REPORT

---

**To:** Parks and Recreation Commission **Date:** October 4, 2018

**From:** Ralph Wright  
Parks and Recreation Manager **Item No:** 1

**Subject:** APPROVAL OF MINUTES FOR PARK AND RECREATION  
COMMISSION MEETING

**T.M. Approval:** \_\_\_\_\_

**Budgeted Item:**  Yes  No  N/A

---

## RECOMMENDED ACTION:

Approve the minutes for the regular meeting of the Parks and Recreation Commission on April 5, 2018.

## SUMMARY:

A. Regular Meeting –April 5, 2018

## BACKGROUND:

N/A

## FISCAL IMPACT:

N/A

**THE TOWN OF APPLE VALLEY  
PARK AND RECREATION COMMISSION  
April 5, 2018**

**CALL TO ORDER:**

Chairman Donald Tatera called the meeting of the Park and Recreation Commission of the Town of Apple Valley to order at 6:00 p.m. in the Town Council Chambers.

**ROLL CALL:**

Roll call was taken with the following members present: Chairman Donald Tatera; Commissioner Patrick Doran; Commissioner Melissa Moon; Commissioner Richard Cambridge

Absent: Vice-Chair, Valerie Smith

**PLEDGE OF ALLEGIANCE:** Commissioner Richard Cambridge

**PRESENTATIONS:**

Report on Ground's Services Division of Public Works – Greg Snyder discussed projects that the grounds division were currently working on including replacement of wood chips with rubber mulch at five parks. He also provided a monthly report that staff prepares describing multiple tasks that the department handles.

**PUBLIC COMMENTS:**

None

**1. Approval of the Parks and Recreation Minutes for February 1, 2018 Meeting**

Commissioner Melissa Moon motioned to approve the meeting minutes; Commissioner, Patrick Doran seconded the motion.

Motion carried by a 4-0-0-1 vote.

**2. Approval of Parks and Recreation Monthly Reports for January and February 2018**

Commissioner Richard Cambridge motioned to approve the monthly reports, Commissioner Patrick Doran seconded the motion.

Motion carried by a 4-0-0-1 vote.

### **3. Update of Parks and Recreation Management Software**

Parks and Recreation Manager, Ralph Wright advised the commission of the increase in online registrations in January and February of 2018. Mr. Wright advised the commission that we recently allowed payments to be made for the After School Activities Program (ASAP) which has escalated the online participation. Mr. Wright also advised the commission of the positive aspects of the Rec Management Software and some of the negative aspects as well. He will continue keeping the Commission updated in future meetings.

### **4. Review of the Parks and Recreation Budget for FY 2017/2018 - Ending January 31, 2018**

Parks and Recreation Manager, Ralph Wright discussed the budget figures with the Commission. Mr. Wright discussed the request to reduce the 2018-2019 budget by 10 percent. Mr. Wright also discussed revenue and expenditure breakdowns from Parks and Recreation and Facilities department as well. Mr. Wright will update the commission at the next meeting of any updates he receives.

### **5. Review and Approval of Recommended Program Fees**

Parks and Recreation Manager, Ralph Wright presented the Commission with a proposed increase to a number of the department's program fees. The increase in the respective fees is due to the mandated minimum wage increases. The programs included ASAP, all youth and pee wee sports programs, running events and swim lessons. Each of these program areas are labor intensive and the proposed fee increases allow the department to adhere to its informal pricing policy and cover the direct costs associated with each program.

Commissioner Melissa Moon motioned to approve Program fees as presented, Commissioner, Patrick Doran seconded the motion.

Motion carried by a 4-0-0-1 vote.

### **6. Update on Park Projects**

Parks and Recreation Manager, Ralph Wright provided the Commission with upcoming projects.

1. Resurfacing of the basketball courts at Lenny Brewster Park – Most of the cost comes from Rev Tri proceeds. This is scheduled for completion in the next week.
2. Replacement of James Woody front playground within the next two months as part of a FY 17/18 CDBG grant.
3. Turf removal project at James Woody Community Center – Outside the outfield fence at field 3 closest to Powhattan. Replacing turf, including picnic tables and benches. This project is a CDBG project and is currently being processed, this project should be completed within the next 2 months.

### **PARK AND RECREATION COMMISSIONER COMMENTS**

Commissioner Richard Cambridge would like to get an idea of how other communities are doing with their budgets. Mr. Cambridge would like to review how the increase in building in the community has affected the Recreation department; he thinks that our current revenue is lower than he expected.

### **PARK AND RECREATION MANAGER'S REPORT**

Ralph Wright, Parks and Recreation Manager advised the Commission of both upcoming events that the department will be hosting and events that have recently taken place. He discussed the Easter Egg Hunt, Lifeguard training, the Recreation Brochure that will be mailed out in the next 3 weeks, as well as the upcoming ASAP lottery that is currently taking place. The ASAP lottery will start on April 9<sup>th</sup> and end on May 1<sup>st</sup>.

Mr. Wright also advised the Commission of the following upcoming events, Community Clean-up Day, Track Meet, Concerts in the Courtyard, Rockin Flea Market, and the Swim Fair.

Lastly, Mr. Wright also provided the commission with the Annual Foundation Report and the CPRS magazine.

### **SUGGESTED ITEMS FOR FUTURE AGENDAS**

Ralph Wright advised that Joseph Ramos is not able to present on the CERT Program until the August Commission Meeting. No additional suggestions for future agenda items.

### **ADJOURNMENT**

Motion by Chairman Donald Tatera and carried by those in attendance to adjourn the meeting at 7:16 p.m.

---

CHAIRMAN

---

TOWN CLERK



# TOWN OF APPLE VALLEY PARKS AND RECREATION COMMISSION STAFF REPORT

---

**To:** Parks and Recreation Commission **Date:** October 4, 2018

**From:** Ralph Wright  
Parks and Recreation Manager **Item No:** 2

**Subject:** APPROVAL OF PARKS AND RECREATION DEPARTMENT  
MONTHLY REPORTS

**T.M. Approval:** \_\_\_\_\_

**Budgeted Item:**  Yes  No  N/A

---

## RECOMMENDED ACTION:

Approve the monthly reports for the months of March, April, May and June of 2018.

## SUMMARY:

Monthly Report for the Parks and Recreation Department highlighting service levels for the months of March, April, May and June in FY 17/18.

## BACKGROUND:

N/A

## FISCAL IMPACT:

N/A



\*Fiscal Year\*  
2017/2018



(Right) Spring Day Campers, playing at Civic Center Park.

## Contents

Parks Maintenance  
**P.1**  
Parks Usage **P.2**  
Facility Usage **P.3**  
Sports **P.4**  
Classes & Programs  
**P.5**  
Aquatics **P.6**  
Special Events **P.7**  
Volunteers/Instructors  
**P.8**  
User Groups **P.9**

## Park and Facility Maintenance

Total park acreage maintained: 196 acres ● Total facility square footage maintained: 153,267 sq ft

	Monthly		Year-to-Date	
	2016-2017	2017-2018	2016-2017	2017-2018
# of trees PLANTED	0	0	6	6
# of trees REMOVED	3	2	9	34
# of trees TRIMMED	5	28	143	407
Service requests completed by Parks & Facilities	32	48	349	478
Vandalism incidents repaired	0	6	4	26
Graffiti incidents repaired	3	14	54	70

Non Paid Labor Sources	Monthly		Year-to-Date	
	2016-2017	2017-2018	2016-2017	2017-2018
Weekend Workers	248	424	2856	3528
Weekday Workers	520	176	5232	3715
<b>TOTAL non paid labor hours</b>	<b>768</b>	<b>600</b>	<b>8088</b>	<b>7243</b>

### Park & Facility Projects Completed


- ◆ Worked on the OBF lighting installation project at Town Hall
- ◆ Repaired rolling gates at the police department
- ◆ Replaced damaged starting blocks at the Aquatic Center

# Park Usage

# 2

March 2018

## Corwin Park



Picnic Area Usage (scheduled)	# of uses	Monthly		Year-to-Date	
		2016-2017	2017-2018	2016-2017	2017-2018
Corwin Park		4	2	21	24
James Woody Park		1	0	3	2
Mendel Park		0	0	6	7
Sycamore Rocks Park		0	1	0	3
Thunderbird Park		0	0	0	2
Virginia Park		0	0	0	1
<b>TOTAL</b>		<b>5</b>	<b>3</b>	<b>30</b>	<b>39</b>

## James Woody Park



Park/Field Usage	# of uses	Monthly		Year-to-Date	
		2016-2017	2017-2018	2016-2017	2017-2018
Lenny Brewster Sports Center		176	181	1804	1735
Corwin Park		49	49	141	195
James Woody Park		307	287	1526	1327
Lions Park		46	44	155	147
Mendel Park		20	18	125	107
Norm Schmidt Park		23	22	90	109
Sycamore Rocks Park		50	44	221	156
Thunderbird Park		58	48	173	272
Virginia Park		54	54	188	256
Yucca Loma Park		23	22	66	100
<b>TOTAL</b>		<b>806</b>	<b>769</b>	<b>4489</b>	<b>4404</b>

## Horsemen's Center



Horsemen's Center Usage	# of uses	Monthly		Year-to-Date	
		2016-2017	2017-2018	2016-2017	2017-2018
BMX		18	13	141	130
Horseshows		4	1	8	9
Picnics/Camping/Day use		18	6	87	113
<b>TOTAL</b>		<b>40</b>	<b>20</b>	<b>236</b>	<b>252</b>

## Civic Center Park



Civic Center Park Usage	# of uses	Monthly		Year-to-Date	
		2016-2017	2017-2018	2016-2017	2017-2018
Aquatic Center		77	25	856	830
Amphitheatre		0	0	12	15
<b>TOTAL</b>		<b>77</b>	<b>25</b>	<b>868</b>	<b>845</b>



# Facility Usage

# 3

March 2018

Town Hall	# of uses	Monthly		Year-to-Date	
		2016-2017	2017-2018	2016-2017	2017-2018
Recreation Center - Room 1		5	8	68	71
Recreation Center - Room 2		6	7	56	66
Recreation Center - Room 3		12	18	69	143
Recreation Center - Room 4		12	18	69	143
Recreation Center - Room 5		9	4	143	83
Full Conference Center		3	3	34	50
Conference Center - North Room		10	18	98	95
Conference Center - South Room		7	17	109	87
Development Services Conf Room 1		25	31	228	193
<b>TOTAL</b>		<b>89</b>	<b>124</b>	<b>874</b>	<b>931</b>

James A. Woody Community Center	# of uses	Monthly		Year-to-Date	
		2016-2017	2017-2018	2016-2017	2017-2018
Auditorium		46	46	363	348
Arts and Crafts Room		46	41	367	388
Kitchen		2	2	31	43
Mini-Gym		24	22	147	217
Gymnasium		51	64	386	425
<b>TOTAL</b>		<b>169</b>	<b>175</b>	<b>1294</b>	<b>1421</b>

n/a - Figures not available

# Sports Participation

# 4

March 2018



(Left) Volleyball games at the Michael H. Martin Gym.

Pee Wee Sports	# of Participants	# of Participants	# of Teams	Facility Visits
	Monthly	Year to Date	Year-to-Date	Year To Date
	2017-2018	2017-2018	2017-2018	2017-2018
Pee Wee Basketball - Summer/Winter	0	75	8	297
Adventures in Pee Wee Sports	29	59	0	197
<b>TOTAL</b>	<b>29</b>	<b>134</b>	<b>8</b>	<b>494</b>

Youth Sports	# of Participants	# of Participants	# of Teams	Facility Visits
	Monthly	Year to Date	Year-to-Date	Year To Date
	2017-2018	2017-2018	2017-2018	2017-2018
Youth Volleyball	96	96	12	192
Youth Basketball - Summer/Winter	0	494	52	7694
Hot Shots Basketball	0	87	8	477
<b>TOTAL</b>	<b>96</b>	<b>677</b>	<b>72</b>	<b>8363</b>

Adult Sports	# of Participants	# of Participants	# of Teams	Facility Visits
	Monthly	Year to Date	Year-to-Date	Year To Date
	2017-2018	2017-2018	2017-2018	2017-2018
Adult Softball	80	336	21	2240
Adult Basketball	72	288	22	2160
<b>TOTAL</b>	<b>152</b>	<b>627</b>	<b>43</b>	<b>4400</b>

Apple Valley Golf Course	Monthly		Year-to-Date	
	2016-2017	2017-2018	2016-2017	2017-2018
	Total Golf Rounds Played	2433	2157	20912

# Classes and Programs Participation

# 5

March 2018



(Left) Kids participating in the Spring Day Camp, playing a ball game at Civic Center Park.

Classes/Programs	# of Participants		Facility Visits
	Monthly	Year to Date	Year To Date
	2017-2018	2017-2018	2017-2018
Adult Programs/Classes	113	804	3216
Youth Programs/Classes	161	1027	4108
Day Camp	31	339	4290
Open Gym Basketball	425	2956	2956
Open Gym Pickleball	200	1489	1489
Therapeutic Recreation	6	101	101
<b>TOTAL</b>	<b>936</b>	<b>6716</b>	<b>16106</b>

Please view our programs & classes  
online at  
[AVRecreation.org](http://AVRecreation.org)

After School Program	# of Participants		Facility Visits
	Monthly	Year to Date	Year To Date
	2017-2018	2017-2018	2017-2018
Rio Vista Elementary School	105	993	19765
AAE	162	1389	23635
Sitting Bull Academy (K-4)	135	1233	19245
Sitting Bull Academy (5-8)	39	377	6565
Vanguard Preparatory (K-4)	105	821	15525
Vanguard Preparatory (5-8)	57	497	8605
Sycamore Rocks	36	244	4020
<b>Total</b>	<b>639</b>	<b>5554</b>	<b>96451</b>

n/a - Figures not applicable    min - Minimum participation not met    NO - Not offered



# Aquatics

# 6

March 2018

## Water Aerobics



March	Monthly Registered 2017-2018	Monthly Visits 2017-2018	Year to Date Registered 2017-2018	Yearly Visits 2017-2018
100 Mile Swim Club:	11	176	150	2338
AV Swim Club:	5	100	134	2680
Jr. Lifeguard Training:			0	0
Lifeguard Training:	32	320	32	320
<b>Pool Special Events:</b>			0	0
Cardboard Boat Regatta:			106	106
Dive-In Movies:			305	305
Overnight Pool Party:			147	147
Summer Send-Off:			240	240
Water Festival:			0	0
Reverse Triathlon:			564	564
SCUBA			3	15
Swim Lessons - General:			444	4440
Swim Lessons - Private:			303	1818
Water Aerobics - Aqua Fitness:	10	160	249	3282
Water Aerobics - Drop In:	7	7	7	14
Lap Swim - Evening;			7	212
Lap Swim - Lunchtime:			212	84
Lap Swim - Morning:	210	210	294	2267
Public Swim - Afternoon:			2057	7856
Public Swim - Evening:			7856	1659
AVUSD Practice:	110	2420	1769	9100
AVUSD Games:	155	465	505	3255
Pool Rentals:	25	125	800	175
<b>TOTAL</b>	<b>565</b>	<b>3,983</b>	<b>16,184</b>	<b>40,877</b>

We currently have 2instructors for our Water Aerobics class.

- ◆ Elizabeth Fratt
- ◆ Jordan Lunasco

The class is at capacity most days and our patrons love the class.

# Special Events

# 7

March 2018



(Left) The top placed participants in their age group at the 2018 Bunny Run.

Special Events	Year-to-Date	
	# Participants/Attendees	2016-2017
Firecracker Run	224	230
Freedom Festival	12000	12000
Movie Night in the Park	150	150
Concerts in the Park	6000	6000
Gift of Sight	386	564
Reverse Triathlon	618	564
Cross Country Meet	201	118
Trunk or Treat	NO	1100
Holiday Craft Fair	1500	2100
Turkey Run	384	353
Christmas Tree Lighting	1500	1500
Hafla	185	35
Heart Games	250	125
Bunny Run	336	317
Easter Egg Hunt	750	1200
<b>Total:</b>	<b>24,484</b>	<b>26,356</b>

n/a - Figures not applicable    min - Minimum participation not met    NO - Not offered



## Volunteers

# 8

March 2018

(Left) Teen Zone member helping out at the Spring Day Camp.

	# of Volunteers Monthly 2017-2018	# of Volunteers Year-to-Date 2017-2018	# of Hours Year-to-Date 2017-2018
Volunteens/Volunteers	63	380	1155.25
Coaches	11	145	871
<b>TOTAL</b>	<b>74</b>	<b>525</b>	<b>2026.25</b>

## Instructor Spotlight

### T. Faye Griffin Urban Line Dance Instructor



- I've been teaching Urban/Soul Line Dance with Apple Valley Recreation since January 2017.
- I've taught line dance and Latin dances part-time for nine years.
- As a full-figured woman with bad knees, I believe physical challenges should not be an excuse not to dance.
- If you can move, you can groove. If all you can move is your pinkie toe, rock out with that pinkie toe.
- I encourage students to check their inhibitions at the door and "get down, get funky, get loose" on the dance floor.
- There are no mistakes in my class. Only solos.
- I have a day job. I am writer- producer-director who has worked in entertainment for 30 years with credits that include the landmark series, "In Living Color."
- I am a native of Los Angeles. I moved to Apple Valley in October 2015.
- I am a proud member of the Apple Valley Chamber of Commerce.
- My five grandchildren inspire me to stay active.





# User Group Participation

9

March 2018

	Year-to-Date	Monthly	Year to Date
	# of Participants	Facility Visits	Facility Visits
	2017-2018	2017-2018	2017-2018

Youth Baseball	2559	10440	76248
Youth Football	377	0	21281
Youth Soccer	1012	3280	63326

User Group Usage	Reserved Uses	
	Monthly	Year To Date
	2017-2018	2017-2018
Youth Baseball	196	1541
Youth Football	0	206
Youth Soccer	119	1088
<b>TOTAL</b>	<b>517</b>	<b>2639</b>

## Baseball User Groups



\*Fiscal Year \*  
2017/2018



(Right) Recreation dept. employees taking staff pictures and having a good time at the Aquatic Center.

## Contents

Parks Maintenance

**P.1**

Parks Usage **P.2**

Facility Usage **P.3**

Sports **P.4**

Classes & Programs

**P.5**

Aquatics **P.6**

Special Events **P.7**

Volunteers/

Instructors **P.8**

User Groups **P.9**

## Park and Facility Maintenance

Total park acreage maintained: 196 acres ● Total facility square footage maintained: 153,267 sq ft

	Monthly		Year-to-Date	
	2016-2017	2017-2018	2016-2017	2017-2018
# of trees PLANTED	0	1	6	7
# of trees REMOVED	2	4	11	38
# of trees TRIMMED	13	23	156	430
Service requests completed by Parks & Facilities	45	49	394	527
Vandalism incidents repaired	0	19	4	45
Graffiti incidents repaired	4	4	58	74

Non Paid Labor Sources	Monthly		Year-to-Date	
	2016-2017	2017-2018	2016-2017	2017-2018
Weekend Workers	248	432	3104	3960
Weekday Workers	520	144	5752	3859
<b>TOTAL non paid labor hours</b>	<b>768</b>	<b>576</b>	<b>8856</b>	<b>7819</b>

## Park & Facility Projects Completed

- ◆ Moved towers and prepped the Aquatic Center for the Summer swim sessions.
- ◆ Safety and cleaning training for Custodians and facilities staff.

# Park Usage

# 2

April 2018

## Corwin Park



Picnic Area Usage (scheduled)	# of uses	Monthly		Year-to-Date	
		2016-2017	2017-2018	2016-2017	2017-2018
Corwin Park	7	5	28	29	
James Woody Park	0	0	3	2	
Mendel Park	4	3	10	10	
Sycamore Rocks Park	0	0	0	3	
Thunderbird Park	1	1	1	3	
Virginia Park	0	0	0	1	
<b>TOTAL</b>	<b>12</b>	<b>9</b>	<b>42</b>	<b>48</b>	



## James Woody Park

Park/Field Usage	# of uses	Monthly		Year-to-Date	
		2016-2017	2017-2018	2016-2017	2017-2018
Lenny Brewster Sports Center	228	227	2032	1962	
Corwin Park	44	44	185	239	
James Woody Park	294	269	1820	1596	
Lions Park	44	44	199	191	
Mendel Park	16	15	141	123	
Norm Schmidt Park	20	21	110	130	
Sycamore Rocks Park	44	44	265	200	
Thunderbird Park	52	49	225	321	
Virginia Park	48	50	236	306	
Yucca Loma Park	20	21	86	121	
<b>TOTAL</b>	<b>810</b>	<b>785</b>	<b>5299</b>	<b>5189</b>	



## Horsemen's Center

Horsemen's Center Usage	# of uses	Monthly		Year-to-Date	
		2016-2017	2017-2018	2016-2017	2017-2018
BMX	17	13	158	143	
Horseshows	1	1	9	10	
Picnics/Camping/Day use	17	12	104	125	
<b>TOTAL</b>	<b>35</b>	<b>26</b>	<b>271</b>	<b>278</b>	



## Civic Center Park

Civic Center Park Usage	# of uses	Monthly		Year-to-Date	
		2016-2017	2017-2018	2016-2017	2017-2018
Aquatic Center	120	125	976	955	
Amphitheatre	1	0	13	15	
<b>TOTAL</b>	<b>121</b>	<b>125</b>	<b>989</b>	<b>970</b>	



# Facility Usage

# 3

April 2018



Town Hall	# of uses	Monthly		Year-to-Date	
		2016-2017	2017-2018	2016-2017	2017-2018
Recreation Center - Room 1		7	4	69	75
Recreation Center - Room 2		20	3	58	69
Recreation Center - Room 3		18	16	81	159
Recreation Center - Room 4		18	16	81	159
Recreation Center - Room 5		22	16	156	99
Full Conference Center		9	4	40	54
Conference Center - North Room		8	16	106	111
Conference Center - South Room		9	12	117	99
Development Services Conf Room 1		26	19	250	212
<b>TOTAL</b>		<b>137</b>	<b>106</b>	<b>958</b>	<b>1037</b>

James A. Woody Community Center	# of uses	Monthly		Year-to-Date	
		2016-2017	2017-2018	2016-2017	2017-2018
Auditorium		47	47	410	395
Arts and Crafts Room		34	37	401	425
Kitchen		5	3	36	46
Mini-Gym		20	16	167	233
Gymnasium		45	59	431	484
<b>TOTAL</b>		<b>151</b>	<b>162</b>	<b>1345</b>	<b>1583</b>

n/a - Figures not available

# Sports Participation

# 4

April 2018



(Left) Players on the Adult Softball league at Brewster Park.

Pee Wee Sports	# of Participants	# of Participants	# of Teams	Facility Visits
	Monthly	Year to Date	Year-to-Date	Year To Date
	2017-2018	2017-2018	2017-2018	2017-2018
Pee Wee Basketball - Summer/Winter	0	75	8	297
Adventures in Pee Wee Sports	0	59	0	197
<b>TOTAL</b>	<b>0</b>	<b>134</b>	<b>8</b>	<b>494</b>

Youth Sports	# of Participants	# of Participants	# of Teams	Facility Visits
	Monthly	Year to Date	Year-to-Date	Year To Date
	2017-2018	2017-2018	2017-2018	2017-2018
Youth Volleyball	96	96	12	1344
Youth Basketball - Summer/Winter	0	494	52	7694
Hot Shots Basketball	0	87	8	477
<b>TOTAL</b>	<b>96</b>	<b>677</b>	<b>72</b>	<b>9515</b>

Adult Sports	# of Participants	# of Participants	# of Teams	Facility Visits
	Monthly	Year to Date	Year-to-Date	Year To Date
	2017-2018	2017-2018	2017-2018	2017-2018
Adult Softball	80	336	21	2560
Adult Basketball	72	288	22	2448
<b>TOTAL</b>	<b>152</b>	<b>627</b>	<b>43</b>	<b>5008</b>

Apple Valley Golf Course	Monthly		Year-to-Date	
	2016-2017	2017-2018	2016-2017	2017-2018
	Total Golf Rounds Played	2617	2448	23529

# Classes and Programs Participation

# 5

April 2018



(Left) Kids at Sycamore Rocks ASAP program.

Classes/Programs	# of Participants		Facility Visits
	Monthly	Year to Date	Year To Date
	2017-2018	2017-2018	2017-2018
Adult Programs/Classes	75	879	3516
Youth Programs/Classes	170	1197	4788
Day Camp	0	339	4290
Open Gym Basketball	231	3187	3187
Open Gym Pickleball	199	1688	1688
Therapeutic Recreation	6	107	107
<b>TOTAL</b>	<b>681</b>	<b>7397</b>	<b>17576</b>

Please view our programs & classes  
online at  
[AVRecreation.org](http://AVRecreation.org)

After School Program	# of Participants		Facility Visits
	Monthly	Year to Date	Year To Date
	2017-2018	2017-2018	2017-2018
Rio Vista Elementary School	105	1098	20290
AAE	162	1551	24445
Sitting Bull Academy (K-4)	135	1368	19920
Sitting Bull Academy (5-8)	39	416	6760
Vanguard Preparatory (K-4)	105	926	16050
Vanguard Preparatory (5-8)	57	554	8890
Sycamore Rocks	36	280	4200
<b>Total</b>	<b>639</b>	<b>6193</b>	<b>100375</b>



# Aquatics

# 6

April 2018

## Water Aerobics



April	Monthly Registered 2017-2018	Monthly Visits 2017-2018	Year to Date Registered 2017-2018	Yearly Visits 2017-2018
100 Mile Swim Club:	11	176	161	2514
AV Swim Club:	14	280	148	2960
Jr. Lifeguard Training:			0	0
Lifeguard Training:			32	320
<b>Pool Special Events:</b>			0	0
Cardboard Boat Regatta:			106	106
Dive-In Movies:			305	305
Overnight Pool Party:			147	147
Summer Send-Off:			240	240
Water Festival:			0	0
Reverse Triathlon:			564	564
SCUBA			3	15
Swim Lessons - General:	7	7	451	4447
Swim Lessons - Private:	8	48	311	1866
Water Aerobics - Aqua Fitness:	16	256	265	3538
Water Aerobics - Drop In:	8	8	7	22
Lap Swim - Evening;			7	212
Lap Swim - Lunchtime:			7	84
Lap Swim - Morning:	237	237	449	2504
Public Swim - Afternoon:			294	7856
Public Swim - Evening:			2057	1659
AVUSD Practice:	110	2310	7966	11410
AVUSD Games:	155	465	1924	3720
Pool Rentals:	125	225	630	400
<b>TOTAL</b>	<b>691</b>	<b>4,012</b>	<b>16,074</b>	<b>44,889</b>

We currently have 2instructors for our Water Aerobics class.

- ◆ Elizabeth Fratt
- ◆ Jordan Lunasco

The class is at capacity most days and our patrons love the class.

# Special Events

# 7

April 2018



(Left) Molly (staff) helps a volunteer at the Community Clean Up Day.

Special Events # Participants/Attendees	Year-to-Date	
	2016-2017	2017-2018
Firecracker Run	224	230
Freedom Festival	12000	12000
Movie Night in the Park	150	150
Concerts in the Park	6000	6000
Gift of Sight	386	564
Reverse Triathlon	618	564
Cross Country Meet	201	118
Trunk or Treat	NO	1100
Holiday Craft Fair	1500	2100
Turkey Run	384	353
Christmas Tree Lighting	1500	1500
Hafla	185	35
Heart Games	250	125
Bunny Run	336	317
Easter Egg Hunt	750	1200
Community Clean Up Day	400	450
<b>Total:</b>	<b>24,884</b>	<b>26,806</b>

n/a - Figures not applicable    min - Minimum participation not met    NO - Not offered





## Volunteers

# 8

April 2018

*(Left) Teen Zone members during a banking workshop. Teens learned how to balance a checkbook and handle banking needs.*

	# of Volunteers Monthly 2017-2018	# of Volunteers Year-to-Date 2017-2018	# of Hours Year-to-Date 2017-2018
Volunteens/Volunteers	45	425	1243
Coaches	12	157	965
<b>TOTAL</b>	<b>57</b>	<b>582</b>	<b>2208</b>

## Instructor Spotlight

**Nate Elliott**  
**TAE KWON DO**

### TAE KWON DO Development

- Self confidence
- Discipline
- Self defense skills
- Physical & mental conditioning
- Commitment to self & others
- Balance in life & learn positive attitude
- Focus– Learn to focus on the important things in life as well as physical.
- Nate’s Testimony (a message from the instructor)
- ”I believe that TKD is the reason I became who I am today. I have been self employed as a Electrical Contractor since 1996. I believe this took skills I learned from TKD. Hard work, Perseverance, Confidence in myself, Leadership skills, Focus, Honesty, Peace, etc.... These are the things that can be learned through TKD as well as fitness and self defense.”
- Graduated from Cajon High School in San Bernardino, Ca in 1980
- Has a 2nd Dan Black Belt
- Achieved his 1st Dan Black Belt in 1982 @ Grand Master Gwon PU Gill’s Tae Kwon Do in San Bernardino.
- Has trained with at least 10 different Tae Kwon Do Masters





# User Group Participation

9

April 2018

	Year-to-Date	Monthly	Year to Date
	# of Participants	Facility Visits	Facility Visits
	2017-2018	2017-2018	2017-2018

Youth Baseball	2559	10440	86688
Youth Football	377	0	21281
Youth Soccer	1562	7680	71006

User Group Usage	Reserved Uses	
	Monthly	Year To Date
	2017-2018	2017-2018
Youth Baseball	196	1541
Youth Football	0	206
Youth Soccer	108	1196
<b>TOTAL</b>	<b>304</b>	<b>2943</b>

## Soccer User Groups



\*Fiscal Year \*  
2017/2018



(Right) Swimmers begin lessons in May at the Aquatic Center.

## Contents

Parks Maintenance

**P.1**

Parks Usage **P.2**

Facility Usage **P.3**

Sports **P.4**

Classes & Programs

**P.5**

Aquatics **P.6**

Special Events **P.7**

Volunteers/

Instructors **P.8**

User Groups **P.9**

## Park and Facility Maintenance

Total park acreage maintained: 196 acres • Total facility square footage maintained: 153,267 sq ft

	Monthly		Year-to-Date	
	2016-2017	2017-2018	2016-2017	2017-2018
# of trees PLANTED	0	0	6	7
# of trees REMOVED	3	10	14	48
# of trees TRIMMED	6	5	400	435
Service requests completed by Parks & Facilities	40	52	434	579
Vandalism incidents repaired	0	4	4	49
Graffiti incidents repaired	3	7	61	81

Non Paid Labor Sources	Monthly		Year-to-Date	
	2016-2017	2017-2018	2016-2017	2017-2018
Weekend Workers	232	296	3336	4256
Weekday Workers	376	360	6128	4219
<b>TOTAL non paid labor hours</b>	<b>608</b>	<b>656</b>	<b>9464</b>	<b>8475</b>

### Park & Facility Projects Completed


- ◆ Replaced turf at James Woody Community Center with sidewalks and landscaping.
- ◆ Installed picnic tables and benches at James Woody Community Center.

# Park Usage

# 2

May 2018

## Corwin Park



Picnic Area Usage (scheduled)	# of uses	Monthly		Year-to-Date	
		2016-2017	2017-2018	2016-2017	2017-2018
Corwin Park		7	7	35	36
James Woody Park		0	0	3	2
Mendel Park		1	1	11	11
Sycamore Rocks Park		1	1	1	4
Thunderbird Park		1	1	2	4
Virginia Park		0	0	0	1
<b>TOTAL</b>		<b>10</b>	<b>0</b>	<b>52</b>	<b>58</b>



## James Woody Park

Park/Field Usage	# of uses	Monthly		Year-to-Date	
		2016-2017	2017-2018	2016-2017	2017-2018
Lenny Brewster Sports Center		217	236	2249	2198
Corwin Park		46	38	231	277
James Woody Park		251	288	2071	1884
Lions Park		48	40	247	231
Mendel Park		18	16	159	139
Norm Schmidt Park		23	20	133	150
Sycamore Rocks Park		50	42	315	242
Thunderbird Park		52	44	277	365
Virginia Park		50	42	286	348
Yucca Loma Park		23	19	109	140
<b>TOTAL</b>		<b>778</b>	<b>785</b>	<b>6077</b>	<b>5974</b>



## Horsemen's Center

Horsemen's Center Usage	# of uses	Monthly		Year-to-Date	
		2016-2017	2017-2018	2016-2017	2017-2018
BMX		17	14	175	157
Horseshows		1	1	10	11
Picnics/Camping/Day use		43	14	147	139
<b>TOTAL</b>		<b>61</b>	<b>29</b>	<b>332</b>	<b>307</b>



## Civic Center Park

Civic Center Park Usage	# of uses	Monthly		Year-to-Date	
		2016-2017	2017-2018	2016-2017	2017-2018
Aquatic Center		179	125	1155	1080
Amphitheatre		2	1	15	16
<b>TOTAL</b>		<b>181</b>	<b>126</b>	<b>1170</b>	<b>1096</b>



# Facility Usage

# 3

May 2018



Town Hall	# of uses	Monthly		Year-to-Date	
		2016-2017	2017-2018	2016-2017	2017-2018
Recreation Center - Room 1		3	4	72	79
Recreation Center - Room 2		4	4	62	73
Recreation Center - Room 3		6	16	87	175
Recreation Center - Room 4		6	16	87	175
Recreation Center - Room 5		9	12	165	111
Full Conference Center		6	5	46	59
Conference Center - North Room		9	15	115	126
Conference Center - South Room		4	3	121	102
Development Services Conf Room 1		20	20	270	232
<b>TOTAL</b>		<b>67</b>	<b>95</b>	<b>1025</b>	<b>1132</b>

James A. Woody Community Center	# of uses	Monthly		Year-to-Date	
		2016-2017	2017-2018	2016-2017	2017-2018
Auditorium		52	50	462	445
Arts and Crafts Room		44	38	445	463
Kitchen		4	3	40	49
Mini-Gym		19	18	186	251
Gymnasium		41	42	472	526
<b>TOTAL</b>		<b>160</b>	<b>151</b>	<b>1505</b>	<b>1734</b>

n/a - Figures not available

# Sports Participation

# 4

May 2018




(Left) Practicing basketball skills at the Michael H. Martin Gym.

Pee Wee Sports	# of Participants	# of Participants	# of Teams	Facility Visits
	Monthly 2017-2018	Year to Date 2017-2018	Year-to-Date 2017-2018	Year To Date 2017-2018
Pee Wee Basketball - Summer/Winter	0	75	8	297
Adventures in Pee Wee Sports	0	59	0	197
<b>TOTAL</b>	<b>0</b>	<b>134</b>	<b>8</b>	<b>494</b>

Youth Sports	# of Participants	# of Participants	# of Teams	Facility Visits
	Monthly 2017-2018	Year to Date 2017-2018	Year-to-Date 2017-2018	Year To Date 2017-2018
Youth Volleyball	96	96	12	1728
Youth Basketball - Summer/Winter	208	702	80	8110
Hot Shots Basketball	0	87	8	477
<b>TOTAL</b>	<b>304</b>	<b>885</b>	<b>100</b>	<b>10315</b>

Adult Sports	# of Participants	# of Participants	# of Teams	Facility Visits
	Monthly 2017-2018	Year to Date 2017-2018	Year-to-Date 2017-2018	Year To Date 2017-2018
Adult Softball	80	336	21	2720
Adult Basketball	72	288	22	2520
<b>TOTAL</b>	<b>152</b>	<b>624</b>	<b>43</b>	<b>5240</b>

Apple Valley Golf Course	Monthly		Year-to-Date	
	2016-2017	2017-2018	2016-2017	2017-2018
Total Golf Rounds Played	2394	2538	25923	25288



# Participation

# 5

May 2018

(Left) Instructor Eric teaching students in the new Ataru Do class.

Classes/Programs	# of Participants		Facility Visits
	Monthly	Year to Date	Year To Date
	2017-2018	2017-2018	2017-2018
Adult Programs/Classes	63	942	3768
Youth Programs/Classes	188	1385	5540
Day Camp	0	339	4290
Open Gym Basketball	289	3476	3476
Open Gym Pickleball	199	1887	1887
Therapeutic Recreation	0	107	107
<b>TOTAL</b>	<b>739</b>	<b>8136</b>	<b>19068</b>

Please view our programs & classes  
online at  
[AVRecreation.org](http://AVRecreation.org)

After School Program	# of Participants		Facility Visits
	Monthly	Year to Date	Year To Date
	2017-2018	2017-2018	2017-2018
Rio Vista Elementary School	140	1238	20990
AAE	216	1767	25520
Sitting Bull Academy (K-4)	180	1548	20820
Sitting Bull Academy (5-8)	52	468	7020
Vanguard Preparatory (K-4)	140	1066	16610
Vanguard Preparatory (5-8)	76	630	9194
Sycamore Rocks	48	328	4392
<b>Total</b>	<b>852</b>	<b>7045</b>	<b>104546</b>

n/a - Figures not applicable    min - Minimum participation not met    NO - Not offered



# Aquatics

# 6

May 2018

## Water Aerobics



May	Monthly Registered 2017-2018	Monthly Visits 2017-2018	Year to Date Registered 2017-2018	Yearly Visits 2017-2018
100 Mile Swim Club:	11	176	172	2690
AV Swim Club:	22	440	170	3400
Jr. Lifeguard Training:	7	70	7	70
Lifeguard Training:			32	320
<b>Pool Special Events:</b>			0	0
Cardboard Boat Regatta:			106	106
Dive-In Movies:			305	305
Overnight Pool Party:			147	147
Summer Send-Off:			240	240
Water Festival:			0	0
Reverse Triathlon:			564	564
SCUBA			3	15
Swim Lessons - General:	86	516	537	4963
Swim Lessons - Private:	17	119	328	1985
Water Aerobics - Aqua Fitness:	30	480	295	4018
Water Aerobics - Drop In:	28	28	7	50
Lap Swim - Evening;	22	22	29	234
Lap Swim - Lunchtime:			7	84
Lap Swim - Morning:	255	255	262	2759
Public Swim - Afternoon:	407	407	856	8263
Public Swim - Evening:			294	1659
AVUSD Practice:	110	2310	2167	13720
AVUSD Games:	155	465	8121	4185
Pool Rentals:	125	225	2049	625
<b>TOTAL</b>	<b>1,275</b>	<b>5,513</b>	<b>16,698</b>	<b>50,402</b>

We currently have  
2 instructors for our Water  
Aerobics class.

- ◆ Elizabeth Fratt
- ◆ Jordan Lunasco
- ◆ Fabi Peiro

The class is at capacity  
most days and our patrons  
love the class.



# Special Events

# 7

May 2018



(Left) The annual Swim Fair took place on May 5th. This is the first day of swim lessons registrations and the first year that patrons could register online as well.

Special Events # Participants/Attendees	Year-to-Date	
	2016-2017	2017-2018
Firecracker Run	224	230
Freedom Festival	12000	12000
Movie Night in the Park	150	150
Sunset Concert Series	6000	6000
Gift of Sight	386	564
Reverse Triathlon	618	564
Cross Country Meet	201	118
Trunk or Treat	NO	1100
Holiday Craft Fair	1500	2100
Turkey Run	384	353
Christmas Tree Lighting	1500	1500
Hafla	185	35
Heart Games	250	125
Bunny Run	336	317
Easter Egg Hunt	750	1200
Community Clean Up Day	400	450
Swim Fair	429	350
Rockin Flea Market	135	155
Concerts in the Courtyard	400	400
<b>Total:</b>	<b>25,848</b>	<b>27,711</b>

n/a - Figures not applicable    min - Minimum participation not met    NO - Not offered



## Volunteers

# 8


May 2018

(Left) Teen Zone member helping out at the Rockin Flea Market.

	# of Volunteers Monthly 2017-2018	# of Volunteers Year-to-Date 2017-2018	# of Hours Year-to-Date 2017-2018
Volunteens/Volunteers	60	485	1322.50
Coaches	26	183	1049
<b>TOTAL</b>	<b>86</b>	<b>668</b>	<b>2371.5</b>

## Instructor Spotlight

### Eric Lindbeck Ataru Do Instructor



- I began my martial arts training in 2002, I attended my first class at a Parks and Recreation Center; this was the evening I met Sensei Don Burnell.
- My eyes lit up and I knew that I found my passion and it is the martial arts, and I began my lifelong pursuit of mastery and from that point I would be a Iron Tigers for life.
- Throughout the years I advanced through the ranks eventually obtained my instructors certification, Sensei Burnell had molded me into the strong warrior I am today.
- I have competed in tournaments throughout California. In these tournaments I competed in katas and point sparring.
- I would place 2nd or 3rd in sparring almost every time, sparring is definitely my favorite part of martial arts and my strong suit.
- I have dedicated my life to martial arts and passing on my sensei's teachings. I am now ready to train others in my community and help others have a effective understanding of self defense.



# User Group Participation



9

May 2018

	Year-to-Date # of Participants 2017-2018	Monthly Facility Visits 2017-2018	Year to Date Facility Visits 2017-2018
Youth Baseball	2559	10440	97128
Youth Football	377	0	21281
Youth Soccer	1562	7680	78686

User Group Usage	Reserved Uses Monthly 2017-2018	Reserved Uses Year To Date 2017-2018
	Youth Baseball	196
Youth Football	0	206
Youth Soccer	192	1388
<b>TOTAL</b>	<b>388</b>	<b>3135</b>

## Football User Groups



\*Fiscal Year \*  
2017/2018



(Right) Neon Nation was the first band to perform at the 12th Annual Sunset Concert Series.

## Contents

Parks Maintenance **P.1**  
 Parks Usage **P.2**  
 Facility Usage **P.3**  
 Sports **P.4**  
 Classes & Programs **P.5**  
 Aquatics **P.6**  
 Special Events **P.7**  
 Volunteers/Instructors **P.8**  
 User Groups **P.9**

## Park and Facility Maintenance

Total park acreage maintained: 196 acres • Total facility square footage maintained: 153,267 sq ft

	Monthly		Year-to-Date	
	2016-2017	2017-2018	2016-2017	2017-2018
# of trees PLANTED	0	0	6	7
# of trees REMOVED	9	4	23	52
# of trees TRIMMED	22	31	422	466
Service requests completed by Parks & Facilities	51	62	485	641
Vandalism incidents repaired	0	7	4	56
Graffiti incidents repaired	2	9	63	90

Non Paid Labor Sources	Monthly		Year-to-Date	
	2016-2017	2017-2018	2016-2017	2017-2018
Weekend Workers	264	328	3600	4584
Weekday Workers	272	136	6400	4355
<b>TOTAL non paid labor hours</b>	<b>536</b>	<b>464</b>	<b>10000</b>	<b>8939</b>

### Park & Facility Projects Completed

- Thanks to a donation from our user groups, grounds division seeded and fertilized Brewster Park.
- Grounds and facilities prepped the Amphitheatre and Civic Center Park each week for the Sunset Concert series.

# Park Usage

# 2

June 2018

## Corwin Park



Picnic Area Usage (scheduled)	# of uses	Monthly		Year-to-Date	
		2016-2017	2017-2018	2016-2017	2017-2018
Corwin Park		5	6	40	42
James Woody Park		0	1	3	3
Mendel Park		4	2	15	13
Sycamore Rocks Park		0	0	1	4
Thunderbird Park		0	1	2	5
Virginia Park		0	0	0	1
<b>TOTAL</b>		<b>9</b>	<b>10</b>	<b>61</b>	<b>68</b>



## James Woody Park

Park/Field Usage	# of uses	Monthly		Year-to-Date	
		2016-2017	2017-2018	2016-2017	2017-2018
Lenny Brewster Sports Center		145	151	2394	2349
Corwin Park		14	0	245	277
James Woody Park		159	204	2230	2088
Lions Park		23	9	270	240
Mendel Park		6	6	165	145
Norm Schmidt Park		7	0	140	150
Sycamore Rocks Park		18	3	333	245
Thunderbird Park		19	3	296	368
Virginia Park		22	6	308	354
Yucca Loma Park		11	5	120	145
<b>TOTAL</b>		<b>424</b>	<b>387</b>	<b>6501</b>	<b>6361</b>



## Horsemen's Center

Horsemen's Center Usage	# of uses	Monthly		Year-to-Date	
		2016-2017	2017-2018	2016-2017	2017-2018
BMX		18	14	193	171
Horseshows		1	0	11	11
Picnics/Camping/Day use		27	6	174	145
<b>TOTAL</b>		<b>46</b>	<b>20</b>	<b>378</b>	<b>327</b>



## Civic Center Park

Civic Center Park Usage	# of uses	Monthly		Year-to-Date	
		2016-2017	2017-2018	2016-2017	2017-2018
Aquatic Center		261	75	1416	1155
Amphitheatre		4	3	19	19
<b>TOTAL</b>		<b>265</b>	<b>78</b>	<b>1435</b>	<b>1171</b>



# Facility Usage

# 3

June 2018



Town Hall	# of uses	Monthly		Year-to-Date	
		2016-2017	2017-2018	2016-2017	2017-2018
Recreation Center - Room 1		22	21	94	100
Recreation Center - Room 2		22	21	84	94
Recreation Center - Room 3		30	22	117	197
Recreation Center - Room 4		30	22	117	197
Recreation Center - Room 5		4	3	169	114
Full Conference Center		8	2	54	61
Conference Center - North Room		8	18	123	144
Conference Center - South Room		12	15	133	117
Development Services Conf Room 1		29	16	299	248
<b>TOTAL</b>		<b>165</b>	<b>140</b>	<b>1190</b>	<b>1272</b>

James A. Woody Community Center	# of uses	Monthly		Year-to-Date	
		2016-2017	2017-2018	2016-2017	2017-2018
Auditorium		27	28	489	473
Arts and Crafts Room		38	38	483	501
Kitchen		3	6	43	55
Mini-Gym		26	30	212	281
Gymnasium		51	47	523	573
<b>TOTAL</b>		<b>121</b>	<b>149</b>	<b>1626</b>	<b>1883</b>

n/a - Figures not available

# Sports Participation

# 4

June 2018



(Left) Pee Wee Basketball players trying to make a basket!!

Pee Wee Sports	# of Participants	# of Participants	# of Teams	Facility Visits
	Monthly 2017-2018	Year to Date 2017-2018	Year-to-Date 2017-2018	Year To Date 2017-2018
Pee Wee Basketball - Summer/Winter	36	111	12	441
Adventures in Pee Wee Sports	27	86	0	305
<b>TOTAL</b>	<b>63</b>	<b>197</b>	<b>12</b>	<b>746</b>

Youth Sports	# of Participants	# of Participants	# of Teams	Facility Visits
	Monthly 2017-2018	Year to Date 2017-2018	Year-to-Date 2017-2018	Year To Date 2017-2018
Youth Volleyball	0	96	12	1728
Youth Basketball - Summer/Winter	173	875	100	9494
Hot Shots Basketball	35	122	12	617
<b>TOTAL</b>	<b>208</b>	<b>1093</b>	<b>124</b>	<b>11839</b>

Adult Sports	# of Participants	# of Participants	# of Teams	Facility Visits
	Monthly 2017-2018	Year to Date 2017-2018	Year-to-Date 2017-2018	Year To Date 2017-2018
Adult Softball	112	448	21	3280
Adult Basketball	96	384	22	2616
<b>TOTAL</b>	<b>208</b>	<b>832</b>	<b>43</b>	<b>5896</b>

Apple Valley Golf Course	Monthly		Year-to-Date	
	2016-2017	2017-2018	2016-2017	2017-2018
Total Golf Rounds Played	2386	2368	28309	27656

# Classes and Programs Participation

# 5

June 2018

(Left) Computer coding camp was a success. Our Summer camps were almost all at full capacity this year.

Classes/Programs	# of Participants		Facility Visits
	Monthly	Year to Date	Year To Date
	2017-2018	2017-2018	2017-2018
Adult Programs/Classes	90	1032	4173
Youth Programs/Classes	185	1570	6372
Day Camp	262	601	5600
Open Gym Basketball	326	3802	3802
Open Gym Pickleball	141	2028	2028
Therapeutic Recreation	3	110	110
<b>TOTAL</b>	<b>1007</b>	<b>9143</b>	<b>22085</b>

Please view our programs & classes  
online at  
[AVRecreation.org](http://AVRecreation.org)

After School Program	# of Participants		Facility Visits
	Monthly	Year to Date	Year To Date
	2017-2018	2017-2018	2017-2018
Rio Vista Elementary School	n/a	1238	20990
AAE	54	1821	25790
Sitting Bull Academy (K-4)	n/a	1548	20820
Sitting Bull Academy (5-8)	n/a	468	7020
Vanguard Preparatory (K-4)	n/a	1066	16610
Vanguard Preparatory (5-8)	n/a	630	9194
Sycamore Rocks	n/a	328	4392
<b>Total</b>	<b>54</b>	<b>7099</b>	<b>104816</b>

n/a - Figures not applicable    min - Minimum participation not met    NO - Not offered





# Aquatics

# 6

June 2018

## Water Aerobics



June	Monthly Registered 2017-2018	Monthly Visits 2017-2018	Year to Date Registered 2017-2018	Yearly Visits 2017-2018
100 Mile Swim Club:	11	176	183	2866
AV Swim Club:	16	320	186	3720
Jr. Lifeguard Training:	17	170	24	240
Lifeguard Training:			32	320
<b>Pool Special Events:</b>			0	0
Cardboard Boat Regatta:			106	106
Dive-In Movies:	139	139	444	444
Overnight Pool Party:	103	103	250	250
Summer Send-Off:			240	240
Water Festival:	353	353	353	353
Reverse Triathlon:			564	564
SCUBA			3	15
Swim Lessons - General:	509	4581	1046	9544
Swim Lessons - Private:	114	798	442	2783
Water Aerobics - Aqua Fitness:	58	928	353	4946
Water Aerobics - Drop In:	38	38	7	88
Lap Swim - Evening;	110	110	7	88
Lap Swim - Lunchtime:			25	84
Lap Swim - Morning:	329	329	336	3088
Public Swim - Afternoon:	11372	11372	11634	19635
Public Swim - Evening:			856	1659
AVUSD Practice:			294	13720
AVUSD Games:			2167	4185
Pool Rentals:	75	75	8196	700
<b>TOTAL</b>	<b>13244</b>	<b>19492</b>	<b>27862</b>	<b>69894</b>

We currently have  
2 instructors for our Water  
Aerobics class.

- ◆ Elizabeth Fratt
- ◆ Jordan Lunasco
- ◆ Fabi Peiro

The class is at capacity  
most days and our patrons  
love the class.

# Special Events

# 7

June 2018



(Left) Recreation Staff collecting donations at the 12th annual Sunset Concert Series.

# Participants/Attendees	Year-to-Date	
	2016-2017	2017-2018
Firecracker Run	224	230
Freedom Festival	12000	12000
Movie Night in the Park	150	150
Sunset Concert Series	9500	8750
Gift of Sight	386	564
Reverse Triathlon	618	564
Cross Country Meet	201	118
Trunk or Treat	NO	1100
Holiday Craft Fair	1500	2100
Turkey Run	384	353
Christmas Tree Lighting	1500	1500
Hafla	185	35
Heart Games	250	125
Bunny Run	336	317
Easter Egg Hunt	750	1200
Community Clean Up Day	400	450
Swim Fair	429	350
Rockin Flea Market	135	155
Concerts in the Courtyard	400	400
<b>Total:</b>	<b>29348</b>	<b>30461</b>

n/a - Figures not applicable    min - Minimum participation not met    NO - Not offered



## Volunteers

# 8

June 2018

*(Left) Teen Zone member helping out at Day Camp.*

	# of Volunteers Monthly 2017-2018	# of Volunteers Year-to-Date 2017-2018	# of Hours Year-to-Date 2017-2018
<b>Volunteens/Volunteers</b>	68	553	1538.5
<b>Coaches</b>	22	205	1199
<b>TOTAL</b>	<b>90</b>	<b>758</b>	<b>2737.5</b>

## Instructor Spotlight

### Hope Dobos 360 Gymnastics Instructor



- I did competitive gymnastics for 10 years and I competed in 3 national competitions, scoring 3rd in the nation in 2012.
- I have been a gymnastics coach for a little over a year and I wouldn't trade it for the world.
- Working with little kids is such an honor and I'm so grateful that parents let me be apart of their child's lives.
- I have taken child development classes at Victor Valley College so I know how the child's mind works and that patience is the key with them.
- I love what I do, I truly do not know how I got so lucky with an amazing job and amazing work place.
- I am an AAU and USAG member as well as safety and instructor certified. CPR and first aid certified.




# User Group Participation

	Year-to-Date	Monthly	Year to Date
	# of Participants	Facility Visits	Facility Visits
	2017-2018	2017-2018	2017-2018

Youth Baseball	2559	9190	106318
Youth Football	377	0	21281
Youth Soccer	1562	3840	82526

User Group Usage	Reserved Uses	
	Monthly	Year To Date
	2017-2018	2017-2018
Youth Baseball	175	1716
Youth Football	0	206
Youth Soccer	148	1536
<b>TOTAL</b>	<b>323</b>	<b>3458</b>





# TOWN OF APPLE VALLEY PARKS AND RECREATION COMMISSION STAFF REPORT

---

**To:** Parks and Recreation Commission **Date:** October 4, 2018

**From:** Ralph Wright  
Parks and Recreation Manager **Item No:** 3

**Subject:** REPORT ON RECREATION PROGRAMMING

**T.M. Approval:** \_\_\_\_\_ **Budgeted Item:**  Yes  No  N/A

---

## RECOMMENDED ACTION:

Receive and File

## SUMMARY:

Staff will make a presentation updating the Commission on the Recreation Programming, including Aquatics, Afterschool/Day Camp, Events & Sports Operation

## BACKGROUND:

N/A

## FISCAL IMPACT:

N/A



# TOWN OF APPLE VALLEY PARKS AND RECREATION COMMISSION STAFF REPORT

To: Parks and Recreation Commission Date: October 4, 2018

From: Ralph Wright Parks and Recreation Manager Item No: 4

Subject: UPDATE ON THE DEPARTMENT'S ONLINE REGISTRATION NUMBERS FOR THE MONTHS OF MARCH THROUGH JUNE

T.M. Approval: \_\_\_\_\_ Budgeted Item:  Yes  No  N/A

## RECOMMENDED ACTION:

Receive and File

## SUMMARY:

Our citizens continue to make use our online registration platform. Our new Recreation Management software, which included the online registration capabilities was implemented beginning August of 2017. Online registrations for the month of March - June 2018 continue to trend positively in the overall migration online. The annual Swim Fair registration totals are included in the month of May, resulting in a large overall total.

### March

875 – Total registrations & payments made  
487 – Office – 55.66%  
388 – Internet – 44.34%

### April

780 – Total registrations & payments made  
473 – Office – 60.64%  
307 – Internet – 39.36%

### May \* *Swim Fair registrations resulted in large total numbers*

2,498 – Total registrations & payments made  
1,797 – Office – 71.94%  
701 – Internet – 28.06%

**June**

1,111 – Total registrations & payments made

647 – Office – 58.24%

464 – Internet – 41.76%

**BACKGROUND:**

N/A

**FISCAL IMPACT:**

N/A



# TOWN OF APPLE VALLEY PARKS AND RECREATION COMMISSION STAFF REPORT

---

**To:** Parks and Recreation Commission **Date:** October 4, 2018

**From:** Ralph Wright  
Parks and Recreation Manager **Item No:** 5

**Subject:** REVIEW OF THE ADOPTED PARKS AND RECREATION BUDGET  
FOR FISCAL YEARS 2018-19

**T.M. Approval:** \_\_\_\_\_

**Budgeted Item:**  Yes  No  N/A

---

## RECOMMENDED ACTION:

Receive and File.

## SUMMARY:

Staff will review the adopted 2018-19 budget including both revenues and expenditures.

## BACKGROUND:

N/A

## FISCAL IMPACT:

N/A




Town of Apple Valley  
**Parks & Recreation Fund**  
 Schedule of Revenues & Expenditures  
 For the Adopted FY Budget 2018-19

	2017-18 Budget	2018-19 Budget
<b>Revenue - General</b>		
Property Taxes	\$ 1,600,000	\$ 1,640,000
Cell Tower Rents	80,000	89,000
Grants	140,520	
Other - General	2,200	1,541
<b>Total Revenue - General</b>	<b>1,822,720</b>	<b>1,730,541</b>
<b>Expenditures - General</b>		
Interest Expense	-	-
<b>Total Expenditures - General</b>	-	-
<b>General Revenue Over (Under) Expenditures</b>	<b>1,822,720</b>	<b>1,730,541</b>
<b>Recreation:</b>		
Revenues <sup>1</sup>	958,115	978,190
Expenditures <sup>1</sup>	1,630,656	1,497,627
<b>Recreation Rev. Over (Under) Expenditures</b>	<b>(672,541)</b>	<b>(519,437)</b>
<b>Parks:</b>		
Parks Grounds Expenditures	1,580,632	1,308,038
Facilities Maintenance Expenditures	267,729	207,031
<b>Total Parks Expenditures</b>	<b>(1,848,361)</b>	<b>(1,515,069)</b>
<b>All Revenue Over (Under) Expenditures</b>	<b>7,290,745</b>	<b>(303,965)</b>
	<b>\$ 6,592,563</b>	
<b>Support from General Fund</b>	<b>(6,599,565)</b>	<b>303,965</b>
	<b>\$ (7,002)</b>	

<sup>1</sup> See attached list by program

**Apple Valley Community Resource Foundation**  
**Year to Date Summary 2017-18**  
**Fund 8610**

Dept	Program	Fund Balance	FY 2017-2018		Transfers	Fund Balance
		July 1, 2017	Revenue	Expense		June 30, 2018
<b>Animal Services</b>						
8080	Adoptions	6,517.21	46.59	159.90		6,403.90
8085	Accessories	1,000.00	3.91			1,003.91
8090	Bird Aviary	36.54	17.88	32.80		21.62
8100	Crusin' Fur Critters	6,302.75	49.24	746.89		5,605.10
8105	Elsa the Great Dane Medical Fund	917.96	31.00			948.96
8110	Fur Ball	35,136.73	14,309.78	7,920.95		41,525.56
8115	Me and My Shadow	6,328.11	3,055.72	4,776.25		4,607.58
8120	Medical Assistance/Animal Care	845.34	1,124.00	239.00		1,730.34
8125	New Shelter Facility	151.21				151.21
8130	Night at the Shelter	57.37				57.37
8140	Pet Fair	895.42	7,344.89	5,098.15		3,142.16
8170	Spay Day USA	590.00	100.00			690.00
8195	Undesignated Shelter	95,108.07	10,035.61	7,897.59		97,246.09
	<b>Animal Services Totals</b>	<b>153,886.71</b>	<b>36,118.62</b>	<b>26,871.53</b>		<b>163,133.80</b>
<b>Recreation</b>						
8203	AV Aquatic Center	5,961.03	(13.13)	-		5,947.90
8205	AV Triathlon	34,940.20	21,073.00	11,939.49		44,073.71
8210	AV Wave - Coaches Fund	(111.00)		(111.00)		-
8212	AV Wave - Incentives	-				-
8216	AV Wave - Swim Suits	465.28		111.00		354.28
8218	AV Wave - Undesignated	49.34				49.34
8219	Horseman's Center Improvements	3,500.00				3,500.00
8220	James Woody Park	568.43		370.19		198.24
8221	Healthy Apple Valley	3,047.93	760.00	822.03		2,985.90
8223	Heartgames	2,104.25	1,293.66	1,954.04		1,443.87
8250	Recreation - Undesignated	5,117.84	(181.24)	234.04		4,702.56
8260	Special Apples	3,670.21	5,029.12	631.76		8,067.57
8263	St Mary's Scholarship	1,058.48		27.70		1,030.78
8264	Teen Zone	(124.95)	6,712.30			6,587.35
8265	Vantastic	4,801.60		282.88		4,518.72
8267	Yucca Loma Scholarship	251.00				251.00
8270	Wellness Room	165.44				165.44
8271	Michael H. Martin Gymnasium	(370.19)		(307.66)		(62.53)
8272	Sports Fields		740.13	727.31		
8280	Undesignated - Recreation Events	284.11	150.00	478.04		(43.93)
	<b>Recreation Totals</b>	<b>65,465.08</b>	<b>35,563.84</b>	<b>17,159.82</b>	<b>-</b>	<b>83,876.66</b>
<b>PIO</b>						
8310	Community Clean Up	(1,408.57)	1,000.00	(658.57)		250.00
8315	Concert in the Courtyard	3,802.81	5,000.00	5,475.50		3,327.31
8317	Emergency Preparedness Fair	1,392.61	1,500.00	174.90		2,717.71
8320	Equine Festival	4,717.66				4,717.66
8323	Evening on the Town	(795.86)		(795.86)		(0.00)
8325	Freedom Festival	(2,394.83)		(1,794.83)		(600.00)
8330	Green Apple Calendar	1.83				1.83
8335	Golf Course	2.00				2.00
8340	Holiday Cheer	1,365.44	2.00			1,367.44
8346	Mayor's Weight Loss Challenge	(13.41)		(13.41)		0.00
8350	Military Banners	12.00				12.00
8353	Sunset Theater	3,697.60				3,697.60
8355	PD Gym Equipment	-				-
8360	Sunset Concerts	(11,686.22)	4,384.10	(10,795.12)		3,493.00
8370	Undesignated Events	58,080.70	44,000.00	35,874.72		66,205.98
8380	Volunteer Program	128.72				128.72
8390	Winter Wonderland	11,006.94		259.75		10,747.19
8411	Equestrian Committee	30.50				30.50
8410	AV Rider Challenge	506.64	10.00			516.64
	<b>PIO Totals</b>	<b>68,446.56</b>	<b>55,896.10</b>	<b>27,727.08</b>	<b>-</b>	<b>96,615.58</b>
<b>Administration</b>						
0000	Non-Departmental	3,837.75	1,814.90	2,337.56		3,315.09
8400	Undesignated Administration	(857.00)				(857.00)
8420	Mojave River Walk	(989.57)				(989.57)
	<b>Administration Totals</b>	<b>2,980.75</b>	<b>1,814.90</b>	<b>2,337.56</b>		<b>2,458.09</b>
	<b>GRAND TOTAL</b>	<b>290,779.10</b>	<b>129,393.46</b>	<b>74,095.99</b>	<b>-</b>	<b>346,084.13</b>



# TOWN OF APPLE VALLEY PARKS AND RECREATION COMMISSION STAFF REPORT

---

**To:** Parks and Recreation Commission      **Date:** October 4, 2018  
**From:** Ralph Wright  
Parks and Recreation Manager      **Item No:** 6  
**Subject:** DISCUSSION OF SITE TOUR THAT TOOK PLACE JUNE 7, 2018  
**T.M. Approval:** \_\_\_\_\_ **Budgeted Item:**  Yes  No  N/A

---

## RECOMMENDED ACTION:

Discussion

## SUMMARY:

Staff and four Commissioners took a site tour of James Woody, Mendel and Norm Schmidt Parks on June 7, 2018. Staff will lead a discussion on the tour and possible future tours.

## BACKGROUND:

N/A

## FISCAL IMPACT:

N/A



# TOWN OF APPLE VALLEY PARKS AND RECREATION COMMISSION STAFF REPORT

---

**To:** Parks and Recreation Commission

**Date:** October 4, 2018

**From:** Ralph Wright  
Parks and Recreation Manager

**Item No:** 7

**Subject:** Update on Park and Facility Projects

**T.M. Approval:** \_\_\_\_\_

**Budgeted Item:**  Yes  No  N/A

---

## RECOMMENDED ACTION:

Receive and File.

## SUMMARY:

Staff will update the Commission on current and upcoming projects

## BACKGROUND:

N/A

## FISCAL IMPACT:

N/A