



Town of  
Apple Valley

Town of Apple Valley

---

**CONSOLIDATED ANNUAL  
PERFORMANCE AND  
EVALUATION REPORT (CAPER)**

Program Year 2018-2019

Adopted - September 24, 2019

This page intentionally left blank.

## Table of Contents

CR-05 - Goals and Outcomes .....	1
CR-10 Racial and Ethnic Composition of (person/households/families) Assisted .....	6
CR-15 Resources and Investments.....	7
CR-20 Affordable Housing.....	13
CR-25 Homeless and Other Special Needs .....	16
CR-30 Public Housing .....	21
CR-35 Other Actions.....	24
CR-40 Monitoring.....	32
CR-45 CDBG.....	34
CR-50 HOME.....	36

### Appendices

Appendix A – Public Notices .....	A
Appendix B – Summary of Citizen Participation Comments.....	B
Appendix C – IDIS Reports .....	C

This page intentionally left blank.

## CR-05 - Goals and Outcomes

**Progress the jurisdiction has made in carrying out its strategic plan and its action plan. 91.520(a)**

**This could be an overview that includes major initiatives and highlights that were proposed and executed throughout the program year.**

This 2018-2019 Consolidated Annual Performance and Evaluation Report (CAPER) is the Town of Apple Valley's report to the U.S. Department of Housing and Urban Development (HUD) describing the use of federal Community Development Block Grant (CDBG) and HOME Investment Partnerships (HOME) funds during the second program year of the 2017-2021 Consolidated Plan period, covering July 1, 2018 to June 30, 2019. HOME funds received by the Town are funds award to the Consortium between the Town of Apple Valley and the City of Victorville in which the Town is identified as the lead agency.

The Town receives CDBG and HOME funds from HUD on a formula basis each year, and in turn, implements projects and awards grants and loans to nonprofit, for-profit or public organizations for projects in furtherance of the adopted Consolidated Plan. The CDBG and HOME programs generally provide for a wide range of eligible activities for the benefit of low- and moderate-income Apple Valley residents.

During the 2018-2019 program year, the Town received \$624,925 of CDBG funds and \$772,659 in HOME funds. The investment of CDBG and HOME funds was a catalyst for positive change in the community. Together with other federal, state and local investments, HUD resources allowed the Town and its partners to:

- Provide Suitable Living Environments to residents by:
  - Providing clothing kits to a total of 453 unduplicated residents
  - Providing shelter and shelter services to a total of 111 unduplicated residents
  - Providing literacy services to a total of 37 unduplicated at-risk youths
  - Providing shelter and transitional shelter services to a total of 23 unduplicated residents suffering or fleeing from domestic violence
  - Providing minor home repairs related to health and safety issues for a total of 54 unduplicated seniors and/or disabled adults
  - Providing resources and referrals to a total of 307 unduplicated single mothers
  - By addressing a total of 878 code enforcement cases in an effort to address health and safety concerns
  - Completing the James Woody Park Playground Project which removed the old existing playground and installed a new playground with surrounding 4-foot security fence.
  - Completing the James Woody Park ADA Walkway and Amenities Project which allowed for the construction of ADA accessible pathways behind the homerun fence of baseball field one at the James Woody Park.
  - Completing the James Woody Park Picnic Structure Project.

- Providing Affordable Housing assistance to residents by:
  - Providing a total of nine (9) owner occupied eligible households with financial assistance in the form of loans to rehabilitate their single-family residence under the Town's Residential Rehabilitation Loan Program (RRLP)
  - Providing a total of one (1) owner occupied eligible senior households with financial assistance for minor home repairs completed at their single-family residence under the Town's Victor Valley Community Services Council Senior Minor Home Repair (SMHR) Program.
- Further Fair Housing Objectives in Consortia by providing fair housing and landlord tenant mediation services to a total of 580 unduplicated residents.

**Table 1** provides a summary of the five-year and second-year accomplishments for the period ending June 30, 2019, arranged by each of the Strategic Plan Goals included in the 2017-2021 Strategic Plan of the Consolidated Plan.

**Comparison of the proposed versus actual outcomes for each outcome measure submitted with the consolidated plan and explain, if applicable, why progress was not made toward meeting goals and objectives. 91.520(g)**

Categories, priority levels, funding sources and amounts, outcomes/objectives, goal outcome indicators, units of measure, targets, actual outcomes/outputs, and percentage completed for each of the grantee’s program year goals.

Goal	Category	Source / Amount	Indicator	Unit of Measure	Expected Strategic Plan	Actual Strategic Plan	Percent Complete	Expected Program Year	Actual Program Year	Percent Complete
Provide Suitable Living Environments	Homeless/ Non-Homeless/ Special Needs	CDBG: \$400,875	Public services activities for Low/Moderate Income Housing Benefit	Households Assisted	150	0	0.00%	0	0	0.00%
				Persons Assisted	0	2,087	2,087.00%	724	985	136.05%
			Housing Code Enforcement/Foreclosed Property Care	Households Assisted	0	1,165	1,165.00%	1,000	878	87.80%
			Public Facility Infrastructure Activities other than Low/Moderate Income Housing Benefit	Persons Assisted	0	72,938	72,938.00%	48,500	50,975	105.10%
Affordable Housing	Affordable Housing	CDBG: \$164,001 HOME: \$1,355,393	Public service activities for Low/Moderate Income Housing Benefit	Households Assisted	450	18	4.00%	86	10	11.63%

Goal	Category	Source / Amount	Indicator	Unit of Measure	Expected Strategic Plan	Actual Strategic Plan	Percent Complete	Expected Program Year	Actual Program Year	Percent Complete
Expand Economic Opportunities	Non-Housing Community Development	CDBG: \$100,00	Jobs created/retained	Jobs	150	0	0.00%	15	0	0.00%
			Businesses assisted	Businesses Assisted	0	1	100.00%	5	0	0.00%
Further Fair Housing Objectives in Consortia	Non-Homeless Special Needs	CDBG: \$10,000	Public service activities other than Low/Moderate Income Housing Benefit	Persons Assisted	250	640	256.00%	0	580	580.00%
				Households Assisted	0	0	0.00%	35	0	0.00%

Table 1 - Accomplishments – Program Year & Strategic Plan to Date



**Assess how the jurisdiction's use of funds, particularly CDBG, addresses the priorities and specific objectives identified in the plan, giving special attention to the highest priority activities identified.**

During the program year, the Town and its housing and community development partners made progress on several 2018-2019 activities as well as some multi-year activities that continued during the program year. All CDBG funded activities addressed specific high priority objectives identified in the 2017-2021 Consolidated Plan.

The ten CDBG-funded Public Service activities served approximately 985 residents throughout the program year. These services included, but were not limited to, fair housing services, homeless shelter, domestic violence services, senior/disabled adult services, youth services and other public services. Secondly, the Town was able to assist a total of nine (9) housing rehabilitation activities being completed. In addition, the Town was able to assist one (1) household under its Victor Valley Community Services Council Senior Minor Home Repair Program.

A majority of CDBG and HOME funds were allocated to Community Development housing programs, more specifically RRLP activities to benefit low- and moderate-income residents and provide housing preservation that directly supports affordable housing. Through the combination of CDBG and HOME funds, the Town was able to provide housing rehabilitation assistance to a total of nine (9) households.

**CR-10 - Racial and Ethnic composition of families assisted**

Describe the families assisted (including the racial and ethnic status of families assisted).  
91.520(a)

	CDBG	HOME
White	946	0
Black or African American	396	0
Asian	21	0
American Indian or American Native	34	0
Native Hawaiian or Other Pacific Islander	0	0
Other	178	0
<b>Total</b>	<b>1,575</b>	<b>0</b>
Hispanic	630	0
Not Hispanic	945	0

**Table 2 – Table of assistance to racial and ethnic population by source of funds**  
*(Data not available for Capital Improvement Projects and Code Enforcement)*

**Narrative**

**Table 2** provides an aggregate of race and ethnicity data for persons and households served during the program year based on accomplishment data from all CDBG and HOME activities reported in HUD’s Integrated Disbursement and Information System (IDIS). For more detailed demographic information by project or activity for CDBG, refer to report PR-03 in **Appendix C**.

Based on the information in **Table 2**, a diverse array of persons and households benefitted from CDBG and HOME funded housing, public facilities and public service activities during the program year.

**CR-15 - Resources and Investments 91.520(a)**

**Identify the resources made available**

Source of Funds	Source	Resources Made Available	Amount Expended During Program Year
CDBG	CDBG	\$787,061.77	\$935,054.65
HOME	HOME	\$1,129,739.41	\$332,154.20

**Table 3 - Resources Made Available**

**Narrative**

The federal, state, local and private resources available for the implementation of projects during the 2018-2019 program year are identified in **Table 3**. The CDBG resources include \$624,925 of formula grant funds and \$162,136.77 in program income. The HOME resources include \$772,659 of formula grant funds and \$357,080.41 in program income to be allocated to projects in the 2018-2019 Action Plan.

**Identify the geographic distribution and location of investments**

Target Area	Planned Percentage of Allocation	Actual Percentage of Allocation	Narrative Description
Townwide (Area Benefit)	50.7	1.5%	Mendel Park Restroom, James Woody Park Parking Lot Resurface and James Woody Park Security Camera

**Table 4 – Identify the geographic distribution and location of investments**

**Narrative**

For the 2018-2019 program year, the Town allocated \$317,137 of CDBG funds to the Mendel Park Restroom, James Woody Park Parking Lot Resurface and James Woody Park Security Camera projects designed to benefit the Low-and Moderate-Income Areas, representing 50.7 percent of the Town’s total CDBG investment for the 2018-2019 program year. As of June 30, 2019, the Mendel Park Restroom Project was in the bid process phase and the James Woody Security Camera Project scope of work was being developed with the intent to bid out the project during the first half of the 2019-2020 program year. Due to its focus on other projects, the Town did not commence work on the James Woody Parking Lot Resurface Project during the 2018-2019 program year but plans to do so during the 2019-2020 program year.

## Leveraging

**Explain how federal funds leveraged additional resources (private, state and local funds), including a description of how matching requirements were satisfied, as well as how any publicly owned land or property located within the jurisdiction that were used to address the needs identified in the plan.**

To address housing and community development needs in Apple Valley, the Town leverages its CDBG and HOME entitlement grants with a variety of funding resources in order to maximize the effectiveness of available funds such as appropriate state, local and private resources.

The Town and its subrecipients were able to leverage CDBG and HOME funds to address identified needs in the plan. The Town of Apple Valley, as part of a Consortium, has been identified by HUD as a fiscally distressed jurisdiction and has been granted a 100-percent match reduction for the 2018-2019 program year.

Other examples of funds that were leveraged but difficult to account include but are not limited to those listed below:

### Federal Resources

- Continuum of Care (CoC) Program
- HUD Veterans Affairs supportive Housing (HUD-VASH)
- Supportive Housing for the Elderly (Section 202)
- Supportive Housing for Persons with Disabilities (Section 811)
- Housing Opportunities for Persons with AIDS (HOPWA)
- Youthbuild
- Federal Low-Income Housing Tax Credit Program
- Department of Transportation Grants
- Department of Energy Grants
- Federal Highway Administration

### State Resources

- State Low-Income Housing Tax Credit Program
- Building Equity and Growth in Neighborhoods Program (BEGIN)
- CalHome Program
- Multifamily Housing Program (MHP)
- Housing Related Parks Grant
- CalHFA Single and Multi-Family Program

- Mental Health Service Act (MHSA) Funding
- Prop 47 – Board of State & Community Corrections
- Justice Assistance Grant (JAG) Program
- Homeless Emergency Aid Program (HEAP)

**Local Resources**

- San Bernardino County Homeless Partnership (SBCHP)
- Housing Authority of the County of San Bernardino (HACSB)
- Southern California Home Financing Authority (SCHFA) Funding
- San Bernardino County Continuum of Care Program
- General Fund

**Private Resources**

- Federal Home Loan Bank Affordable Housing Program (AHP)
- Community Reinvestment Act Programs
- United Way Funding
- Private Contributions

**Matching Requirements**

The HOME Program requires a 25-percent match based on funding expenditures. The HOME statute allows for a reduction of the match contribution requirement under three conditions: 1) Fiscal distress; 2) Severe fiscal distress; and 3) Presidentially-declared major disasters covered under the Stafford Act. The Town of Apple Valley, as part of a Consortium, has been identified by HUD as a fiscally distressed jurisdiction and has therefore been granted a 100-percent match reduction for the 2018-2019 program year.

Fiscal Year Summary – HOME Match	
1. Excess match from prior Federal fiscal year	\$0.00
2. Match contributed during current Federal fiscal year	\$0.00
3. Total match available for current Federal fiscal year (Line 1 plus Line 2)	\$0.00
4. Match liability for current Federal fiscal year	\$0.00
5. Excess match carried over to next Federal fiscal year (Line 3 minus Line 4)	\$0.00

**Table 5 – Fiscal Year Summary - HOME Match Report**

Match Contribution for the Federal Fiscal Year								
Project No. or Other ID	Date of Contribution	Cash (non-Federal sources)	Foregone Taxes, Fees, Charges	Appraised Land/Real Property	Required Infrastructure	Site Preparation, Construction Materials, Donated labor	Bond Financing	Total Match
N/A	N/A	\$0.00	\$0.00	\$0.00	\$0.00	\$0.00	\$0.00	\$0.00

Table 6 – Match Contribution for the Federal Fiscal Year

**HOME MBE/WBE report**

Program Income				
Balance on hand at beginning of reporting period \$	Amount received during reporting period \$	Total amount expended during reporting period \$	Amount expended for TBRA \$	Balance on hand at end of reporting period \$
\$71,944.23	\$357,080.41	\$348,766.25	\$0.00	\$80,258.39

Table 7 – Program Income

Minority Business Enterprises and Women Business Enterprises						
	Total	Minority Business Enterprises				White Non-Hispanic
		Alaskan Native or American Indian	Asian or Pacific Islander	Black Non-Hispanic	Hispanic	
<b>Contracts</b>						
Number	0	0	0	0	0	0
Dollar Amount	\$0.00	\$0.00	\$0.00	\$0.00	\$0.00	\$0.00
<b>Sub-Contracts</b>						
Number	0	0	0	0	0	0
Dollar Amount	\$0.00	\$0.00	\$0.00	\$0.00	\$0.00	\$0.00
	Total	Women Business Enterprises	Male			
<b>Contracts</b>						
Number	0	0	0			
Dollar Amount	\$0.00	\$0.00	\$0.00			
<b>Sub-Contracts</b>						
Number	0	0	0			
Dollar Amount	\$0.00	\$0.00	\$0.00			

Table 8 - Minority Business and Women Business Enterprises

Minority Owners of Rental Property						
	Total	Minority Property Owners				White Non-Hispanic
		Alaskan Native or American Indian	Asian or Pacific Islander	Black Non-Hispanic	Hispanic	
Number	0	0	0	0	0	0
Dollar Amount	\$0.00	\$0.00	\$0.00	\$0.00	\$0.00	\$0.00

Table 9 – Minority Owners of Rental Property

<b>Relocation and Real Property Acquisition</b>		
Parcels Acquired	0	0
Businesses Displaced	0	0
Nonprofit Organizations Displaced	0	0
Households Temporarily Relocated, not Displaced	0	0

<b>Households Displaced</b>	<b>Total</b>	<b>Minority Property Enterprises</b>				<b>White Non-Hispanic</b>
		<b>Alaskan Native or American Indian</b>	<b>Asian or Pacific Islander</b>	<b>Black Non-Hispanic</b>	<b>Hispanic</b>	
Number	0	0	0	0	0	0
Cost	\$0.00	\$0.00	\$0.00	\$0.00	\$0.00	\$0.00

**Table 10 – Relocation and Real Property Acquisition**



**CR-20 - Affordable Housing 91.520(b)**

Evaluation of the jurisdiction's progress in providing affordable housing, including the number and types of families served, the number of extremely low-income, low-income, moderate-income, and middle-income persons served.

	One-Year Goal	Actual
Number of Homeless households to be provided affordable housing units	0	0
Number of Non-Homeless households to be provided affordable housing units	7	10
Number of Special-Needs households to be provided affordable housing units	0	0
<b>Total</b>	<b>7</b>	<b>10</b>

**Table 11 – Number of Households**

	One-Year Goal	Actual
Number of households supported through Rental Assistance	0	0
Number of households supported through The Production of New Units	0	0
Number of households supported through Rehab of Existing Units	7	10
Number of households supported through Acquisition of Existing Units	0	0
<b>Total</b>	<b>7</b>	<b>10</b>

**Table 12 – Number of Households Supported**

**Discuss the difference between goals and outcomes and problems encountered in meeting these goals.**

In the 2018-2019 Action Plan adopted on April 24, 2018, the Town of Apple Valley established a one-year goal of completing a total of seven (7) rehabilitation loans through the Residential Rehabilitation Loan Program (RRLP). During the 2018-2019 program year, the Town successfully completed a total of nine (9) housing rehabilitations through its RRLP. In addition, the Town was able to assist one (1) household under its Victor Valley Community Services Council Senior Minor Home Repair Program.

Secondly, the Town also established a one-year goal of assisting a total of five (5) businesses through its Small Business/Entrepreneur Incubator Program. However, due to other commitments, the Town was unable to commence this program during the 2018-2019 program year and anticipates the commencement of the program to take place during the second quarter of the 2019-2020 program year.

Lastly, the Town established a one-year goal to complete the Mendel Park Restroom, James Woody Park Parking Lot Resurface and James Woody Park Security Camera projects designed to benefit the Low-and Moderate-Income Areas during the 2018-2019 program year. As of June 30, 2019, the Mendel Park Restroom Project was in the bid process phase and the James Woody Security Camera Project scope of work was being developed with the intent to bid out the project during the first half of the 2019-2020 program year. Due to its focus on other projects, the Town did not commence work on the James Woody Parking Lot Resurface Project during the 2018-2019 program year but plans to do so during the 2019-2020 program year.

**Discuss how these outcomes will impact future annual action plans.**

The Town of Apple Valley successfully completed nine (9) RRLPs, meeting 2% of its five-year goal for housing preservation. The Town will continue to work toward its five-year goals in housing preservation through the use of CDBG and HOME funds. The Town will continue to work diligently on the completion of the Small Business ADA Rehabilitation Loan Program guidelines for implementation of program during the second quarter of the 2019-2020 program year.

During the preparation of this plan, the Town identified the need to fund activities that are able to drawdown funds in a timely manner. For this reason, the Town will be looking at programming additional funds for Park Improvement Projects and Infrastructure type improvements to include but not be limited to street and sidewalk projects in CDBG eligible areas.

Lastly, the Town will continue to allocate HOME funds to its RRLP and CHDO funded activities to help address the high need for housing preservation and to provide its residents with affordable housing opportunities.

**Include the number of extremely low-income, low-income, and moderate-income persons served by each activity where information on income by family size is required to determine the eligibility of the activity.**

Number of Households Served	CDBG Actual	HOME Actual
Extremely Low-income	1,068	0
Low-income	344	0
Moderate-income	111	0
Non-Low-Moderate Income	52	0
<b>Total</b>	<b>1,575</b>	<b>0</b>

**Table 13 – Number of Households Served**  
*(Data not available for Capital Improvement Projects and Code Enforcement)*

## **Narrative Information**

The 2017-2021 Consolidated Plan - Strategic Plan identified high priority affordable housing needs including transitional shelters; affordable housing for multi-family, single family, veterans; rehabilitation; owner occupied and rental; down payment assistance; code enforcement activity to improve neighborhood aesthetics and values; reduce overcrowding in occupied properties; considering establishing rent control for affordability; encouraging collaboration between public agencies, developers, investors and other stakeholders to develop a wide-range of housing development.

During the 2018-2019 program year, the Town of Apple Valley invested CDBG and HOME funds in an effort to rehabilitate nine (9) properties of which a total of two (2) fell below 50% of the area median income (AMI) level under its CDBG and HOME RRLP.

**CR-25 - Homeless and Other Special Needs 91.220(d, e); 91.320(d, e); 91.520(c)**

**Evaluate the jurisdiction's progress in meeting its specific objectives for reducing and ending homelessness through:**

**Reaching out to homeless persons (especially unsheltered persons) and assessing their individual needs**

Preventing and ending homelessness is a HUD priority addressed nationally through coordination of regional strategies carried out locally by government agencies and a wide variety of community-based organizations and faith-based groups. Consistent with this approach, the Town of Apple Valley supports the efforts of San Bernardino County Continuum of Care (CoC) and its member organizations that address homelessness throughout San Bernardino County and HUD's collaboration with other federal, state and local agencies implementation of the "Opening Doors: Federal Strategic Plan to Prevent and End Homelessness". In alignment with these strategies, the Town allocated CDBG dollars to support local service providers, Family Assistance Program, High Desert Homeless Service, Inc. and Victor Valley Domestic Violence dba "A Better Way", who provided shelter and shelter services to prevent homelessness and to preserve the supply of affordable housing for low- and moderate-income residents.

By order of the Board of Supervisors in September 2007, the San Bernardino County Homeless Partnership (SBCHP) was formed to provide a more focused approach to issues of homelessness within the County. SBCHP was developed to promote a strong collaboration between agencies to direct the planning, development, and implementation of the County's 10-year Strategy to end chronic homelessness. According to the Ten-Year Plan to End Homelessness in San Bernardino County adopted in June 2009 (Ten-Year Plan) and the three-year evaluation of the 2009-2019 Ten-Year Strategy adopted April 2013, the CoC has been implementing several regional strategies that will enhance local coordination to more effectively assist people in need with an emphasis on "Housing First" and "Opening Doors". To more rapidly identify and assess people experiencing homelessness, the CoC has created a regional homeless access center, the Coordinated Entry System (CES) that offers fully coordinated systems of outreach and helps facilitate universal assessment, intake, referral and transportation to resources. The CoC has also developed resources of information (such as 2-1-1) to better serve individuals who are homeless or at risk of becoming homeless. In addition, the CoC is working to implement a database using real time information from intake and assessment that is housed in the Homeless Management Information System (HMIS). Collectively these strategies will help minimize duplication of effort and better connect the most vulnerable individuals and families, chronically homeless, and people at risk of becoming homeless to appropriate resources.

Since the adoption of the Ten-Year Plan in 2009, the CoC has taken initial steps toward fully coordinated systems of outreach and assessment. The CoC completed the inventory of existing access centers in San Bernardino County noting the locations of each access center. The CoC also conducts informational outreach presentations concerning homelessness in San Bernardino County throughout the community. In August 2009 the 10-Year Strategy to End Homelessness established the Interagency Council on Homelessness (ICH) as a policy making body for the Homeless Provider Network (HPN). ICH, HPN and the Office of Homeless Services work together to ensure that the recommendations listed in the County's 10-Year Strategy to End Homelessness are realized.

Released in 2010 and later amended in 2015, "Opening Doors: Federal Strategic Plan to Prevent and End Homelessness" is a comprehensive agenda to prevent and end homelessness, with four core goals as its focal point: 1) finish the job of ending chronic homelessness by 2017; 2) prevent and end homelessness among veterans by 2015; 3) prevent and end homelessness for families, youth, and children by 2020; and 4) set a path to ending all types of homelessness.

As a testament of all the efforts completed by the County and HUD, the number of individuals experiencing chronic homelessness increased slightly by two percent from 2017 to 2018 but is 26 percent lower than it was in 2007; veteran homelessness decreased by 5 percent from 2017 to 2018 and dropped by 48 percent since 2009; homelessness in families with children continued to decline by two percent from 2017 to 2018 with an overall decrease of 23 percent from 2007 to 2018, according to HUD's 2018 Annual Homelessness Assessment Report (AHAR) to Congress.

### **Addressing the emergency shelter and transitional housing needs of homeless persons**

The ultimate solution to ending homelessness is transitional to permanent housing closely aligned with supportive services that ensure housing stability can be maintained. However, because the demand for affordable housing far outpaces the region's supply, the CoC continues to rely on its emergency and transitional housing system in order to address the immediate needs of San Bernardino County's homeless population.

Under the Ten-Year Plan, the CoC is improving the efficacy of emergency shelters and the access system including their seasonal emergency shelters and the County's three (3) Cold Weather Shelter facilities, the closest being located in the City of Victorville. In 2013, the CoC and County identified \$4.5 million in local funds to support the development of year-round emergency shelters and multi-service centers in San Bernardino County.

For transitional housing, the Ten-Year Plan recognizes a need to maintain a level of transitional housing for the target populations that benefit most from a staged approach to housing, such as mentally ill and chronically homeless individuals. While the CoC continues to support

transitional housing in special circumstances, the CoC is currently examining ways to shorten stays in emergency shelters and transitional housing so that resources may be more directed towards programs providing assistance with the emphasis of the “Housing First” model and low barrier approach for chronically homeless individuals and families and rapid rehousing and low barrier approach for non-chronic homeless individuals and families to help obtain and maintain permanent affordable housing. The County further stresses the importance of increasing the number of permanent supportive housing units in order to meet the needs of those homeless persons with disabling conditions.

The Town of Apple Valley will continue to work jointly with the San Bernardino County’s Continuum of Care (COC). The City of Victorville, as a part of the Consortia with the Town of Apple Valley, commits staff to the COC planning and implementation process, and provides the COC Steering Committee critical information regarding the types of resources and programs provided to assist the homeless.

In addition, the Town will continue to look at the use of CDBG and HOME funds for local homeless facilities, as funding needs are analyzed. The Town modified the zoning designations as a program in a previous cycle to include Single-Room Occupancy, Homeless Shelters and Transitional/Supportive Housing in Ordinance No. 405 adopted on April 27, 2010. In addition to this modification, Apple Valley recently added the Village Commercial zone, in addition to the Service Commercial zone, as zones that would allow homeless shelters with approval of a SUP in Ordinance No. 425 adopted on November 8, 2011.

**Helping low-income individuals and families avoid becoming homeless, especially extremely low-income individuals and families and those who are: likely to become homeless after being discharged from publicly funded institutions and systems of care (such as health care facilities, mental health facilities, foster care and other youth facilities, and corrections programs and institutions); and, receiving assistance from public or private agencies that address housing, health, social services, employment, education, or youth needs**

An individual or family is considered to be at-risk of becoming homeless if it experiences extreme difficulty maintaining their housing and has no reasonable alternatives for obtaining subsequent housing. Homelessness often results from a complex set of circumstances that require people to choose between food, shelter and other basic needs. Examples of common circumstances that can cause homelessness include eviction, loss of income, insufficient income, disability, increase in the cost of housing, discharge from an institution, irreparable damage or deterioration to housing, and fleeing from family violence.

The most effective and cost-efficient means to addressing homelessness is to prevent episodes of homelessness from occurring in the first place. San Bernardino County's current CoC system encourages services aimed at reducing incidences of homelessness, including:

- Emergency Rental (Rapid Rehousing assistance) and Utility Assistance: Short-term financial assistance to prevent eviction and utility shut-off.
- Credit Counseling: Financial counseling and advocacy to assist households to repair credit history.
- Legal/Mediation Services: Tenant-landlord legal/mediation services to prevent eviction.
- Food Banks and Pantries: Direct provision of food, toiletries and other necessities.
- Transportation Assistance: Direct provision of bus vouchers and other forms of transportation assistance.
- Clothing Assistance: Direct provision of clothing for needy families and individuals.
- Prescription/Medical/Dental Services: Direct provision of prescription, medical and dental services.
- Workforce Development: Direct provision of job training services designed to develop and enhance employment skills, as well as to help clients secure and retain living wage jobs.
- Information & Referral Services: Direct provision of 24-hour/7-days-a-week call center services to provide health and human service information to at-risk populations.
- Recuperative care for homeless individuals who become ill or injured.

The Town of Apple Valley will continue to work with and refer residents to the County's Department of Behavioral Health to ensure residents are provided the immediate attention and services they require in an effort to prevent homelessness and encourage self-sufficiency.

**Helping homeless persons (especially chronically homeless individuals and families, families with children, veterans and their families, and unaccompanied youth) make the transition to permanent housing and independent living, including shortening the period of time that individuals and families experience homelessness, facilitating access for homeless individuals and families to affordable housing units, and preventing individuals and families who were recently homeless from becoming homeless again**

The Town participates in the San Bernardino County's Continuum of Care. (COC), which provides funding and a network of resources for homeless abatement. The COC provides emergency shelter, supportive services, transitional housing and permanent housing. Victorville, as part of the Consortia with the Town of Apple Valley, commits staff to the COC planning and implementation process, and provides the COC Steering Committee critical

information regarding the types of resources and programs the Town (Consortia) currently funds that assist the homeless.

Locally, the Town works with High Desert Homeless Services, Inc. (HDHS), Family Assistance Program and Victor Valley Domestic Violence dba "A Better Way". These organizations are non-profit 501(c) (3) organizations, located in Victorville that have been assisting homeless persons or those individuals fleeing domestic violence in the Town for decades. The mission of these agencies is to assist residents of the Victor Valley and High Desert area of San Bernardino County who are fleeing domestic violence, have been displaced from long-term housing due to natural disaster or loss of income, and to assist non-residents by providing short-term emergency shelter. The Town will also leverage CDBG and HOME funds throughout the 2017-2021 Consolidated Plan period to preserve the supply of affordable housing through RRLP and CHDO funded activities.

Lastly, efforts are also underway at the regional level to shorten the period of time that individuals and families experience homelessness and to prevent individuals and families who were recently homeless from becoming homeless again. The 2-1-1 regularly works with public service agencies to analyze the resources and funding being used to operate transitional housing programs and consider how these resources could be used more in alignment with the best practices (i.e. rapid re-housing and permanent housing) for ending homelessness with the emphasis of the "Housing First" model. Many transitional housing providers are working to End Homelessness, to evaluate strategies to lower program threshold requirements, and improve outcomes including shorter shelter stays and more rapid transitions to permanent housing. The County also encourages the importance of increasing the number of permanent supportive housing units within its jurisdiction and increase in rapid rehousing assistance which helps individuals and families quickly exit homelessness to permanent housing without any preconditions for obtaining assistance (such as employment, income, absence of criminal record, or sobriety).



## **CR-30 - Public Housing 91.220(h); 91.320(j)**

### **Actions taken to address the needs of public housing**

The Town of Apple Valley does not administer Section 8 vouchers and does not own HUD Public Housing units; however, the Town is within the service area of the Housing Authority of the County of San Bernardino (HACSB) for the purposes of Section 8 and Public Housing. The HACSB manages a total of 216 units of public housing which are owned and managed by the HACSB through its offices in Barstow, Chino, Colton, Redlands, San Bernardino and Upland.

During the 2018-2019 program year, HACSB continued providing housing and public services to existing residents of HUD Public Housing units and HACSB-owned affordable housing units. HACSB was able to assist a total of 308 families through its Voucher Rental Assistance Program. To enhance the quality of HUD Public Housing units, HACSB has been working towards converting existing HUD Public Housing units currently under HACSB's management and control to Section 8 units as part of HUD's Rental Assistance Demonstration (RAD) program. By the end of 2018, 1,040 public housing units were converted under RAD and the remaining 208 public housing units will be converted in 2019 (HACSB 2018 Annual Report).

In 2017, HACSB partnered with the Upland Housing Authority (UHA) and requested permission from HUD to transfer the UHA's Housing Choice Voucher and Public Housing Programs. As of July 1, 2017, HUD approved all housing assistance services provided by UHA to be transferred to HACSB protecting housing assistance for approximately 722 families. The successful transfer preserved much-needed affordable housing in San Bernardino County, protected families receiving assistance, enhanced services and resources to former UHA families, and bolstered regional efforts to streamline and provide affordable housing to families in need, (HACSB 2018 Annual Report).

HACSB continues to maintain and expand the supply of affordable housing units in the Town of Apple Valley and throughout San Bernardino County through its partnerships with the State of California and San Bernardino County Department of Community Development and Housing.

In the fall of 2017, HACSB celebrated the grand opening of the Olive Meadow Affordable Housing Community, consisting of 62 high-quality affordable homes representing the first phase of the Arrowhead Grove Housing Community Revitalization Project (formerly the Waterman Gardens Affordable Housing Community Project).

In 2018, the Arrowhead Grove Housing Community Revitalization Project was awarded \$20 million in Affordable Housing and Sustainable Communities (AHSC) program funds, \$55 million in tax-exempt bond allocations and \$22.5 million in low-income tax credits. The new

construction will provide 184 mixed-income family apartments comprised of 147 affordable one- to four-bedroom family units, 35 market-rate units and 2 units for property managers, (HACSB 2018 Annual Report).

By the end of 2018, HACSB received permit approvals for the conversion of the Golden Apartments and Desert Haven properties in San Bernardino. The 21 two-story, two-bedroom apartments at Golden Apartments in San Bernardino will be converted into 37 one-bedroom flats for the chronically homeless. Similarly, the 61 rooms at Desert Haven in Victorville will be converted to 24 one-bedroom apartments and seven studio units for the chronically homeless. Both developments will utilize the Housing First approach to help residents become self-sufficient, (HACSB 2018 Annual Report).

In 2019, HACSB expects to assist the Related Companies with project-based vouchers to support the third and final phase of construction of 98 units at the Bloomington affordable housing site, (HACSB 2018 Annual Report).

In 2019, HACSB and affiliate nonprofit Housing Partners I, Inc. will be working with ONXY Architects to complete construction documents for the 104-unit second phase of affordable family units at the Valencia Grove site in Redlands, (HACSB 2018 Annual Report).

**Actions taken to encourage public housing residents to become more involved in management and participate in homeownership**

HACSB encourages residents to be actively involved in the community and in the management of public housing developments through resident councils and numerous opportunities for feedback such as community meetings and surveys. The HACSB and the Town of Apple Valley also actively encourage and promote public housing residents to explore homeownership opportunities and programs through HACSB's Homeownership Assistance Program targeted at current residents. HACSB also encourages and supports residents in participating in homebuyer counseling programs and recommends residents use the family self-sufficiency escrow account to save money towards homeownership. Under the Family Self-Sufficiency Program (FSS) participants develop a five-year training and service plan that outlines the steps to become employed, increase their earnings, and become independent of government assistance. Upon graduation of the FSS program, graduates are allowed to use the escrow account funds towards a homeownership (HACSB 2018 Annual Report).

Under the Housing Authorities Homeownership Assistance Program, families are provided mortgage assistance for up to 15 years for working families and up to 30 years for disabled families. A total of 245 families have become homeowners through the program since 2002 (HACSB 2018 Annual Report).

The Town of Apple Valley also provides a number of resources on services for foreclosure prevention and counseling.

**Actions taken to provide assistance to troubled PHAs**

Not applicable. HACSB is considered a High Performing PHA.

### **CR-35 - Other Actions 91.220(j)-(k); 91.320(i)-(j)**

**Actions taken to remove or ameliorate the negative effects of public policies that serve as barriers to affordable housing such as land use controls, tax policies affecting land, zoning ordinances, building codes, fees and charges, growth limitations, and policies affecting the return on residential investment. 91.220 (j); 91.320 (i)**

The State of California requires the Town of Apple Valley, through its Housing Element, to provide an analysis of potential and actual governmental constraints (public policy) upon the maintenance, improvement, or development of housing for all income levels and for persons with disabilities, including land use controls, building codes and their enforcement, site improvements, fees and other exactions required of developers, and local processing and permit procedures. Based on the review of the Town's most recent Housing Elements, the Town does not have any negative effects of public policies on affordable housing and residential investment.

State law requires that the Housing Element be updated every four (4) to eight (8) years. The Housing Element, upon each update, is reviewed by the California Department of Housing and Community Development (HCD) for consistency with state law. Since the update of the Town's Housing Element is due during the implementation of this Five-Year Consolidated Plan, the Town will include in its Annual Action Plan an update of any negative effects of public policies on affordable housing and residential investment.

The Town of Apple Valley has prepared the following strategy to remove or ameliorate barriers to affordable housing:

- By 2021, in line with the Town of Apple Valley's Housing Element goals, the Town will continue to implement a comprehensive strategy to accommodate the Town's estimated Regional Housing Need Allocation (RHNA) of over 3,000 dwelling units.
- Maintain the Down Payment Assistance and Rehabilitation Loan Programs as a tool to increase affordable homeownership opportunities for low and moderate-income persons. By FYE 2022, the Town through its Consortia with the City of Victorville shall preserve and expand its affordable housing in low income neighborhoods by assisting at least 50 low and moderate-income households.
- The Apple Valley Land Use Element includes several residential land use densities. As governed by Measure N, single family home lots are allowed at densities ranging from over 5 acres to 2 per acre. The Land Use Element also includes the Medium Density Residential land use designation, which allows 4 to 20 units per acre; and a new designation created with the General Plan Update of 2009, Mixed Use, which allows

densities of 4 to 30 units per acre. The Mixed-Use designation also requires that both commercial and residential components be integrated into all proposed projects in the designation, thereby assuring that higher density residential development will occur within commercial projects. This land use designation has been applied primarily along major transportation and employment corridors, including Bear Valley Road, Highway 18, and Dale Evans Parkway.

- The Town works with local agencies and organizations in providing shelter and transitional housing for the homeless. The Town's efforts will continue to look at the use of CDBG and HOME funds for local homeless facilities, as funding needs are analyzed. The Town modified the zoning designations as a program for the previous cycle to include Single-Room Occupancy, Homeless Shelters and Transitional/Supportive Housing in Ordinance No. 405 adopted on April 27, 2010. In addition to this modification, the Town recently added the Village Commercial zone, in addition to the Service Commercial zone, as zones that would allow homeless shelters with approval of a SUP in Ordinance No. 425 adopted on November 8, 2011.
- By FYE 2022, identify target populations for various housing programs, i.e. senior, disabled, veterans, large families, etc.
- Prohibit practices that arbitrarily direct buyers and renters to certain neighborhoods or types of housing.
- By FYE 2022, increase the production of fair housing literature and information at town hall, libraries, senior centers, and local places of worship to inform both landlords and tenants of their rights and responsibilities by hosting at the minimum two (2) fair housing educational workshops during each fiscal year. The information shall direct landlords and tenants to the San Bernardino Housing Authority and Inland Fair Housing and Mediation Board, which have an established dispute resolution program.
- Each agency will maintain a brochure which describes the improvements eligible for each respective Rehabilitation Loan Program, including energy conservation measures, and shall distribute the brochure at community locations where they can be available to the community at large.
- By 2021, in line with the Apple Valley's Housing Element goals, Apple Valley will promote development and financing of senior housing through density bonuses, reduced parking requirements, and other development incentives. Development of housing projects for the elderly, low and moderate-income housing shall be expedited. All fees shall be waived for shelters and transitional housing projects.

- By the end of 2022, increase the availability or production of transitional shelters or projects, affordable housing for multi-family, single family, veterans and disabled persons through funding non-profit service providers and organizations.
- Expedite development of housing projects for the elderly, low and moderate-income persons. All fees shall be waived for shelters and transitional housing projects.
- Continue to promote the removal of architectural barriers to provide barrier-free housing for handicapped or disabled persons. Enforce the handicapped accessibility requirements of Federal fair housing law that apply.
- As projects are reviewed by staff, distribution of Low/Mod housing shall be promoted to blend in with the existing residential neighborhoods and shall not be concentrated in any single area of the Town or City. Anticipated Impact: Integration of all income
- To preserve and expand opportunities and special needs services to integrate all persons of a protected class within the community.

**Actions taken to address obstacles to meeting underserved needs. 91.220(k); 91.320(j)**

A major obstacle for the Town of Apple Valley in meeting underserved needs is the lack of adequate financial resources to meet the growing needs of low and moderate-income persons.

To address this obstacle, the Town invested CDBG and HOME funds through the 2018-2019 Action Plan in projects that provide loans to low- and moderate-income homeowners for home improvements, projects that provide public and neighborhood services to low- and moderate-income people and those with special needs, and projects that prevent homelessness. To address underserved needs, the Town allocated 100 percent of its non-administrative CDBG percent of its investments for program year 2018-2019 to projects and activities that benefit low- and moderate-income people.

The Town will continue to expand its housing programs to meet the growing need for affordable housing. In addition, the Town will continue to use CDBG funding to support public service agencies that address the special needs of the underserved, including the homeless, the potential homeless, the youth, seniors, female-headed families, victims of domestic violence, and the disabled. Apple Valley is also proactively seeking additional resources to meet the underserved needs. Federal, state, and local resources are expected to be made available to address the needs identified in the Consolidated Plan.

**Actions taken to reduce lead-based paint hazards. 91.220(k); 91.320(j)**

The Residential Lead Based Paint Hazard Reduction Act of 1992 (Title X) emphasizes prevention of childhood lead poisoning through housing-based approaches. This strategy requires the Town to implement programs that protect children living in older housing from lead hazards. In addition, the County administers the Childhood Lead Poisoning Prevention Program (CLPPP) that seeks to eliminate childhood lead-based paint (LBP) poisoning by caring for lead-poisoned children and identifying and eliminating sources of lead exposure. Services provided include nursing, case management for children, as well as education to health care providers, communities and families. In addition, the CLPPP maintains an electronic surveillance system that enables collection, analysis and dissemination of information about childhood lead poisoning. Laboratory, case management and environmental data are collected which provide the basis for case and exposure source evaluation and summary statistics.

Types of housing not covered include: a) housing built after January 1, 1978, when LBP was banned for residential use; b) housing exclusively for seniors or people with disabilities, unless a child under age six is expected to reside there; c) zero-bedroom dwellings, including efficiency apartments, single-room occupancy housing, dormitories or military barracks; d) property that has been found to be free of LBP by a certified ILBP inspector; e) property where all LBP has been removed; f) unoccupied housing that will remain vacant until it is demolished; g) non-residential property; h) any rehabilitation or housing improvement that does not disturb a painted surface; and, i) emergency homeless assistance, unless the assistance lasts more than 100 days, in which case the rule does apply.

The Town's RRLP states that properties constructed prior to 1978 may require a LBP testing. LBP notification and information will be given to occupants. All properties will be inspected for defective paint surfaces and if test results show defective paint surfaces found, the homeowner will be required to properly abate such surfaces. Abatement of such hazards are eligible under the Town's RRLP.

The Town will continue to maintain policies and procedures to increase access to housing without LBP hazards. Funding is not provided until it is determined properties are free of LBP hazards. Types of properties covered include: a) federally-owned housing being sold; b) housing receiving a federal subsidy that is associated with the property, rather than with the occupants (project based assistance); c) public housing; d) housing occupied by a family (with a child) receiving a tenant-based subsidy (such as a voucher or certificate); e) multifamily housing for which mortgage insurance is being sought; and, f) housing receiving federal assistance for rehabilitation, reducing homelessness, and other special needs.

To reduce LBP hazards, the Town takes the following actions:

- Include lead testing and abatement procedures, if necessary, in all residential rehabilitation activities for units built prior to January 1, 1978.
- Monitor the lead-poisoning data maintained by the San Bernardino County Department of Public Health (SBDPS).
- Educate residents on the health hazards of LBP through the use of brochures and encourage screening children for elevated blood-lead levels.
- Disseminate brochures about lead hazards through organizations such as Inland Fair Housing and Mediation Board (IFHMB) and the Town's RRLP.

**Actions taken to reduce the number of poverty-level families. 91.220(k); 91.320(j)**

The Town of Apple Valley's anti-poverty strategy utilizes existing County job training and social service programs to increase employment marketability, household income, and housing options. Below are the Goals, Programs and Policies for reducing the number of Poverty-Level Families within the Town and Consortia with Victorville:

Goal: To reduce poverty level percentage below 2013 levels by the end of 2021.

Policy #1: To continue to support and coordinate with public and private efforts aimed at preventing and reducing poverty level incomes.

Policy #2: To conduct outreach with public and private agencies whose mission is to reduce poverty level incomes.

Program: The Consortia will implement the above policies by increasing job opportunity through education and job training programs; collaborating with state, county and local agencies that offer trade skills training and basic job search techniques; encouraging local education facilities to offer education and training that will lead to employment opportunities in the community; and supporting job creation through business-friendly policies and practices.

In addition to these local efforts, mainstream state and federal resources also contribute to reducing the number of individuals and families in poverty. Federal programs such as the Earned Income Tax Credit and Head Start provide a pathway out of poverty for families who are ready to pursue employment and educational opportunities. Additionally, in California, the primary programs that assist families in poverty are CalWORKs, CalFresh (formerly food stamps) and Medi-Cal. Together, these programs provide individuals and families with employment assistance, subsidy for food, medical care, childcare and cash payments to meet basic needs such as housing, nutrition and transportation. Other services are available to assist persons suffering from substance abuse, domestic violence and mental illness.



**Actions taken to develop institutional structure. 91.220(k); 91.320(j)**

The institutional delivery system in Apple Valley is high-functioning and collaborative—particularly the relationship between local government and the nonprofit sector comprised of a network of capable non-profit organizations that are delivering a full range of services to residents. Strong Town departments anchor the administration of HUD grant programs and the housing and community activities that are implemented in the Town. Listed below are specific actions that the Town of Apple Valley as part of a Consortia with the City of Victorville plans to take to develop institutional structure:

- The Town will continue to foster and maintain relationships with other agencies to establish an institutional structure that maximizes its resources. The Town’s institutional structure will consist of public agencies, for-profit agencies, and non-profit organizations.
- To address housing needs, the Town will continue to partner with Victorville in a Consortia to receive HOME funds.
- The Town will continue to work with the County of San Bernardino to provide affordable housing opportunities to extremely low and low-income renters in Apple Valley and Victorville.
- The Town will continue to work with the San Bernardino Office of Homeless Services, as well as Victor Valley Domestic Violence, Family Assistance Program, and High Desert Homeless Services to address homeless needs.
- The Town will also work with the agencies and internal departments to bridge any identified gaps in the service delivery system. The Town receives quarterly reports from each funded agency and internal department(s) about ongoing services they provide.
- The Town anticipates holding public meetings to solicit input regarding needs of the community.

These efforts provide for regional collaboration to better serve our community and enhances coordination between public and private housing and social service agencies.

**Actions taken to enhance coordination between public and private housing and social service agencies. 91.220(k); 91.320(j)**

To enhance coordination between public and private housing and social service agencies, the Town will continue consulting with and inviting the participation of a wide variety of agencies and organizations involved in the delivery of housing and supportive services to low- and moderate-income residents —particularly the CDBG Target Areas.

The Housing Authority of the County San Bernardino (HACSB) is the principle provider of public and assisted housing within the jurisdiction. To enhance coordination between the agency, the Town within the Consortia developed an 18-question housing authority questionnaire, with the purpose of assessing the public housing needs of the jurisdiction as well as the service needs of current public assisted residents. The questionnaire and responses are contained as an attachment to the 2017-2021 Consolidated Plan.

Per the HACSB's questionnaire, the most immediate needs of residents of public housing or Housing Choice Vouchers is the need for additional funding to assist wait listed residents, as evidenced by the over 40,000 families on Housing Choice Voucher and Public Housing waiting lists combined. The Town will continue to coordinate with the HACSB to provide public housing assistance for its below moderate residents.

Lastly, the Town is committed to enhancing coordination among private and governmental health, mental health and services agencies. The jurisdictions will also continue to coordinate with health social service agencies through the provision of technical assistance workshops during the Request for Funding stages of the Consolidated and Action Plan Process.

**Identify actions taken to overcome the effects of any impediments identified in the jurisdictions analysis of impediments to fair housing choice. 91.520(a)**

The Town's adopted 2017 Assessment of Fair Housing (AFH) Plan included two (2) high priority and one (1) moderate fair housing issues:

- Evidence of illegal discrimination or violations of civil rights laws, regulations, guidance, especially for individuals with disabilities who were disproportionately discriminated higher than other protected groups (high priority).
- Racially or ethnically concentrated areas of poverty (R/ECAPs) in the jurisdiction and region of which within these neighborhoods, Hispanics experienced highest rate of housing cost burden, overcrowding, and substandard housing when compared to other groups in the Consortia (high priority).
- Segregation and significant disparities in access to opportunities for Hispanics in the Consortia's eastern and higher opportunity neighborhoods existed (moderate).

During the 2018-2019 program year, the Town worked directly with its fair housing service provider, Inland Fair Housing and Mediation Board (IFHMB) on the high priority fair housing issues to affirmatively further fair housing choice through the implementation of recommendations contained within the AFH Plan. In order to address the needs of community, the Town completed the following:

- Allocated additional funds to IFHMB, more than doubling the agencies CDBG funding from prior years in the amount of \$10,000 to \$30,000 to allow for additional services such as landlord tenant mediation services to ensure that resources and services are readily available to the Town's residents and to aid in the analysis and data collecting of the Town's fair housing issues.
- Collectively the Town and IFHMB have mediated with landlords to address impediments concerning disabled tenants by encouraging landlords to install Americans with Disabilities Act (ADA) compliant ramps and parking stalls, rehabilitating units to be more ADA compliant and relocating disabled tenants to first floor units as they become available
- The Town has increased its advertising and promoting of events that provide fair housing services on the Town's Webpage Events Calendar as well as making Fair Housing brochures readily accessibility at Town Hall both in English and Spanish. Through its fair housing workshops, IFHMB has been able to successfully educate tenants and landlords of their rights and responsibilities.
- The Town has begun to translate and publishing important public notices regarding such documents as the Action Plan and CAPER, advertising, brochures and flyers into Spanish to ensure those residents who are Spanish speaking are informed of all the available services the Town is able to provide.
- The Town has ensured that bilingual staff are readily acceptable to answer any questions or translate any documents for Spanish speaking residents.
- Language regarding requests for reasonable accommodations have been incorporated in all Public Notices to ensure all reasonable accommodations are addressed such as accessibility, sign-language and Spanish or other language translation accommodations.
- The Town will continue to allocate funds for its RRLP which stresses improvements to be made to address health and safety concerns as well as addressing improvements to ensure compliance with the ADA. Improvements that have recently been included in standard RRLP work write ups when the household contains a disabled member include but are not limited to, installation of ADA ramps, grab bars, accessible toilets and tubs and widening of doorways.
- Due to the increase in effort from the Town and supporting agencies, three (3) of the 10 or 30% RRLP and VVCSC Minor Home Repair Program beneficiaries were reported as Hispanic.

## **CR-40 - Monitoring 91.220 and 91.230**

**Describe the standards and procedures used to monitor activities carried out in furtherance of the plan and used to ensure long-term compliance with requirements of the programs involved, including minority business outreach and the comprehensive planning requirements**

Each jurisdiction is responsible for overall program monitoring and compliance of CDBG programs. As the lead agency of the Consortia, the Town is responsible for monitoring HOME funded activities.

Staff monitors each newly funded agency or department during the program year, conducts a desktop audit of each sub-recipient contract file annually, and conducts an on-site monitoring visit with each sub-recipient and Town department at least once every two years.

Each monitoring visit is followed up with a formal letter with the results of the monitoring visit. If concerns or findings are found, the sub-recipient or department is given 30 days to either correct the problem or provide a corrective action plan. Executive management is provided with a summary of the results of the monitoring visits.

Each jurisdiction also ensures compliance with all Federal and Town contracting regulations, including procurement, Federal Labor Standards, Davis- Bacon, equal opportunity, et al. While construction projects are underway, weekly on-site compliance interviews with the workers are conducted.

In addition, the Town will ensure compliance with the United States Office of Management and Budget (OMB) requirements for conducting single audits as well as complying with the HUD reporting requirements for accomplishments in the Integrated Disbursement and Information System (IDIS).

**Citizen Participation Plan 91.105(d); 91.115(d)**

**Describe the efforts to provide citizens with reasonable notice and an opportunity to comment on performance reports.**

In accordance with the Town’s adopted Citizen Participation Plan, a public notice was published in the Daily Press on September 5, 2019 notifying the public of the availability of the Consolidated Annual Performance and Evaluation Report for a 15-day public review and comment period. A copy of the public notice is included in **Appendix A**.

The draft CAPER was available on the Town website and at the following locations:

Facility	Address
Apple Valley- Development Services Building	14975 Dale Evans Parkway
SB County Library - Apple Valley Branch	14901 Dale Evans Parkway
Town of Apple Valley Town Clerk’s Office	14955 Dale Evans Parkway
Apple Valley Animal Services Building	22121 Powhattan Rd
Victor Valley Museum	11873 Apple Valley Rd
Apple Valley Fire Protection District - Station 331	22400 Headquarters Dr.
Town of Apple Valley Website	www.applevalley.org

A public hearing was conducted before the Town Council on Tuesday, September 24, 2019 to solicit comments from residents and interested parties. A summary of any written or oral comments received during the public review period are included in **Appendix B**.

## **CR-45 - CDBG 91.520(c)**

**Specify the nature of, and reasons for, any changes in the jurisdiction's program objectives and indications of how the jurisdiction would change its programs as a result of its experiences.**

CDBG and HOME funds are making a significant impact on strategies to address the high priority needs identified in the 2017-2021 Consolidated Plan – Strategic Plan. CDBG and HOME funds contributed to three (3) of the four (4) Strategic Plan goals.

### **Provide Suitable Living Environments**

To support the Town's initiative for Public Services for Low-income residents, CDBG funds were awarded to 11 agencies that provided different public services for the residents of Apple Valley. Such services ranged from senior/disabled adult services, emergency shelters, domestic violence services, youth services and other various public services. In total, the agencies provided public service assistance to 985 primarily low- and moderate-income residents.

### **Affordable Housing**

To support the Town's vision of housing preservation, CDBG and HOME funds were awarded to the Town's RRLP and City of Victorville Senior Minor Home Repair Program. Through the successful execution of administering these programs, the Town was able to make great strides in meeting the proposed goal of 7 housing units by completing the rehabilitation of nine (9) housing units under its RRLP and one (1) under its Victor Valley Community Services Council Senior Minor Home Repair Program.

### **Expand Economic Opportunities**

Economic Development initiatives are time consuming to implement. For this reason, the Town focused its attention during the 2018-2019 program year on the preparation of program guidelines for its Small Business ADA Rehabilitation Loan Program. The Town is optimistic that full implementation of program will commence during the 2019-2020 program year.

### **Further Fair Housing Objectives in Consortia**

For the implementation of the Town's Fair Housing and Landlord Tenant Mediation Services, the Town funded Inland Fair Housing and Mediation Board in the amount of \$30,000. The funds were used for the provision of fair housing outreach, landlord tenant mediation, education and enforcement activities. During the program year, this activity served a total of 580 unduplicated residents.

**Does this Jurisdiction have any open Brownfields Economic Development Initiative (BEDI) grants?**

The Town of Apple Valley does not have any open Brownfield Economic Development Initiative (BEDI) grants.

**[BEDI grantees] Describe accomplishments and program outcomes during the last year.**

Not applicable, as the Town does not have any BEDI grants.

**CR-50 - HOME 91.520(d)**

**Include the results of on-site inspections of affordable rental housing assisted under the program to determine compliance with housing codes and other applicable regulations**

The Town does not currently have any affordable rental housing assisted under the HOME program that would require on-site inspections. However, maintaining HOME-assisted affordable housing is a high priority for the Town. For this reason, the Town has invested HOME CHDO reserve and NSP funds for the Coachella Valley Housing Coalition Project which will provide for the development of affordable multi-family housing units. Once developed, the Town will inspect the HOME-assisted properties to determine compliance with the current housing codes and other applicable regulations. Should any deficiencies exist, the property owner and property management will be notified to complete the required repairs. The Town will complete a subsequent inspection to ensure the required work has been completed properly. Before and after pictures will be taken to document the deficiencies and completion of the work.

**Provide an assessment of the jurisdiction's affirmative marketing actions for HOME units. 92.351(b)**

The Town does not currently utilize HOME funds for assisted properties with more than five (5) units. However, should the Town decide to utilize HOME to assist properties with more than five (5) units, the Town will ensure that an Affirmative Fair Housing Marketing Plan is implemented and that annual reports are reviewed to ensure overall compliance with HUD requirements to affirmatively further fair housing choice.

**Refer to IDIS reports to describe the amount and use of program income for projects, including the number of projects and owner and tenant characteristics**

The Town receipted a total of \$357,080.41 of HOME program income during the 2018-2019 program year from Residential Rehabilitation Loan payoffs. These dollars will be used for new Residential Rehabilitation Loan Program assisted projects during the 2019-2020 program year.

**Describe other actions taken to foster and maintain affordable housing. 91.220(k) (STATES ONLY: Including the coordination of LIHTC with the development of affordable housing). 91.320(j)**

During the 2018-2019 Action Plan, the Town in collaboration with the City of Victorville, rehabilitated an existing apartment complex roof under the Northgate Village Apartments in the City of Victorville Re-Roof Phase I Project. Phase II of the project was awarded funds during the 2018-2019 program with construction completion anticipated to be completed during the 2019-2020 program year.





**2018/2019**  
**CONSOLIDATED ANNUAL PERFORMANCE AND EVALUATION REPORT**  
**JULY 1, 2018 THROUGH JUNE 30, 2019**

**APPENDIX A**  
**Public Notices**

**PROOF OF PUBLICATION**

(2015.5 C.C.P.)

**STATE OF CALIFORNIA,  
County of San Bernardino**

I am a citizen of the United States and a resident of the County aforesaid; I am over the age of eighteen years, and not a party to or interested in the above entitled matter. I am the principal clerk of the publisher of the DAILY PRESS, a newspaper of general circulation, published in the City of Victorville, County of San Bernardino, and which newspaper has been adjudicated a newspaper of general circulation by the Superior Court of the County of San Bernardino, State of California, under the date of November 21, 1938, Case number 43096, that the notice, of which the annexed is a printed copy (set in type not smaller than nonpareil), has been published in each regular and entire issue of said newspaper and not in any supplement thereof on the following dates, to-wit:

September 5

**All in the year 2019.**

**I certify (or declare) under penalty of perjury that the foregoing is true and correct.**

**Dated this: 5th day of September, 2019.**

**Signature**

**Leslie Jacobs**

**This space is the County Clerk's Filing Stamp**

**Proof of Publication of  
TOWN OF  
APPLE VALLEY  
NOTICE OF  
PUBLIC HEARING**

**TOWN OF  
APPLE VALLEY  
NOTICE OF  
PUBLIC HEARING  
AND 15-DAY PUBLIC  
REVIEW PERIOD  
COMMUNITY  
DEVELOPMENT  
DEPARTMENT DRAFT  
CONSOLIDATED  
ANNUAL  
PERFORMANCE AND  
EVALUATION REPORT  
(CAPER)  
FOR FISCAL YEAR  
2018-2019**

NOTICE IS HEREBY GIVEN that the Draft Consolidated Annual Performance and Evaluation Report (CAPER) covering the 2018-2019 fiscal year (July 1, 2018 - June 30, 2019), Community Development Block Grant (CDBG) and HOME Investment Partnerships (HOME) programs will be available for review for comments prior to submission to HUD beginning September 9, 2019 and ending September 24, 2019.

A Public Hearing to solicit public comment from interested citizens will be held on September 24, 2019, at 6:30 p.m. at the Apple Valley Town Council Chambers, located at 14955 Dale Evans Parkway, Apple Valley, CA 92307. The purpose of the Public Hearing for the CAPER is to allow the public the opportunity to comment on the manner in which the Town utilized federal and non-federal funds for the one-year period that ended on June 30, 2019.

**BACKGROUND**

**COMMUNITY DEVELOPMENT BLOCK GRANT (CDBG).** The Federal Housing and Community Development Act of 1974, as amended, provides Federal CDBG funds for projects that promote the development of viable, urban communities by providing decent housing, suitable living environments and expanded economic activities, principally for persons of low- and moderate-income.

During the 2018-2019 fiscal year, the Town of Apple Valley ("Town") qualified to receive CDBG funds directly from the U.S. Department of Housing and Urban Development (HUD). The Town prepared the 2018-2019 Second-Year Annual Action Plan, which was subsequently approved by HUD.

During the past fiscal year, the Town has allocated funds to the following CDBG activities pursuant to the Action Plan: Assistance League of Victorville - Operation School Bell, High Desert Homeless Services - Shelter and Shelter Services, Church For Whosoever - Literacy Center, Victor Valley Domestic Violence - Shelter and Outreach,

Victor Valley Community Services Council - Senior and Adult Disabled Needs, Family Assistance Program - Transitional Housing, Cedar House Life Change Centers - Oasis House, Inland Fair Housing and Mediation Board - Fair Housing and Landlord Tenant Mediation Services, Moses House Ministries - Resources and Referrals for Families, Victor Valley College - Public Safety Career Pathway Training, High Desert Community Foundation - Orenda Veteran's Project, Manufactured Home/Single Family Resident Disposition Program, Code Enforcement, Small Business/Entrepreneur Incubator Project, James Woody Park Parking Lot Resurfacing, James Woody Park Security Camera, Wendell Park Restroom, Residential Rehabilitation Administration 14H and Program Administration.

**HOME INVESTMENT PARTNERSHIPS PROGRAM (HOME)** HOME is authorized under Title II of the Cranston-Gonzales National Affordable Housing Act of 1990, as amended. HOME funds may be used to develop and support affordable rental housing and homeownership affordability through acquisition (including assistance to homebuyers), new construction, reconstruction, or rehabilitation of non-luxury housing with suitable amenities; and to provide for the payment of operating expenses of Community Housing Development Organizations (CHDOs).

The Town of Apple Valley and City of Victorville Consortium has met and maintains the threshold for obtaining HOME entitlement status with HUD. The Consortium identifies the Town of Apple Valley as the lead agency and the City of Victorville as a participating jurisdiction. The successful formation has resulted in an annual allocation of HOME funds to both communities.

During the past fiscal year, the Town has allocated funds to the following HOME activities pursuant to the Action Plan: Residential Rehabilitation Loan Program (RRLP), Program Administration and Community Housing Development Organization (CHDO) Set-Aside.

During the past fiscal year, the City of Victorville allocated funds to the following HOME activities pursuant to the Action Plan: Senior Home Repair Program (SHRP), Program Administration, Community Housing Development Organization (CHDO) Set-Aside and Northgate Re-Roof Phase II.

**ANNUAL PERFORMANCE REVIEW**

At the end of September 2019, the Town is required to submit a de-

tailed review to HUD covering the past year's activities, accomplishments and expenditures. A draft copy of the fiscal year 2018-2019 CAPER will be available for public review during the public comment period at the following locations:

- Apple Valley - Development Services Building 14975 Dale Evans Parkway
- SB County Library - Apple Valley Branch 14901 Dale Evans Parkway
- Town of Apple Valley Town Clerk's Office 14955 Dale Evans Parkway
- Apple Valley Animal Services Building 22121 Powhattan Rd
- Victor Valley Museum 11873 Apple Valley Rd
- Apple Valley Fire Protection District - Station 331 22400 Headquarters Dr.
- Town of Apple Valley Website [www.applevalley.org](http://www.applevalley.org)

For a minimum period of fifteen (15) calendar days beginning on September 9, 2019, and ending on September 24, 2019, the public is invited to submit written comments on the 2018-2019 CAPER. Those individuals wishing to express their views on the CAPER may submit their written comments to the Town Clerk, 14955 Dale Evans Parkway, Apple Valley, CA 92307 or by email at [townclerk@applevalley.org](mailto:townclerk@applevalley.org). Written comments will be forwarded to HUD as part of the final CAPER. Comments received after September 24, 2019, will not be considered in the preparation of the final CAPER to HUD.

It is the objective of the Town to comply with Section 504 of the Rehabilitation Act of 1973, as amended, the Americans with Disabilities Act (ADA) of 1990 and the ADA Amendment Act of 2008, the Fair Housing Act, and the Architectural Barriers Act in all respects. If you require public documents in an accessible format, the Town will make reasonable efforts to accommodate your request. If you require a disability-related accommodation, please contact the Town Clerk's Office (760) 240-7000 ext. 7800.

Questions regarding the 2018-2019 CAPER may be directed to Silvia Urenda, Housing & Community Development Specialist at (760) 240-7000, extension 7910 or via email at [silvurenda@applevalley.org](mailto:silvurenda@applevalley.org).

Published in the Daily Press, September 5, 2019 (English and Spanish)

Published in the Daily Press, September 5, 2019 (Th-37)

(2015.5 C.C.P.)

**STATE OF CALIFORNIA,  
County of San Bernardino**

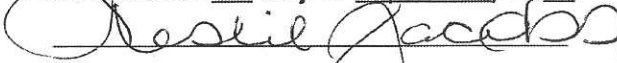
I am a citizen of the United States and a resident of the County aforesaid; I am over the age of eighteen years, and not a party to or interested in the above entitled matter. I am the principal clerk of the publisher of the DAILY PRESS, a newspaper of general circulation, published in the City of Victorville, County of San Bernardino, and which newspaper has been adjudicated a newspaper of general circulation by the Superior Court of the County of San Bernardino, State of California, under the date of November 21, 1938, Case number 43096, that the notice, of which the annexed is a printed copy (set in type not smaller than nonpareil), has been published in each regular and entire issue of said newspaper and not in any supplement thereof on the following dates, to-wit:

September 5

**All in the year 2019.**

**I certify (or declare) under penalty of perjury that the foregoing is true and correct.**

**Dated this: 5th day of September, 2019.**



**Signature**

Leslie Jacobs

**This space is the County Clerk's Filing Stamp**

**Proof of Publication of  
AYUNTAMIENTO DEL  
CIUDAD DE  
APPLE VALLEY  
AVISO DE AUDIENCIA**

**AYUNTAMIENTO DEL  
CIUDAD DE  
APPLE VALLEY  
AVISO DE AUDIENCIA  
PÚBLICA Y PERIODO  
DE REVISIÓN PÚBLICA  
DE 15 DÍAS  
DEPARTAMENTO DE  
DESARROLLO  
COMUNITARIO  
BORRADOR DEL  
REPORTE DE LA  
EVALUACIÓN DEL  
DESEMPEÑO ANUAL  
CONSOLIDADO  
(CAPER)  
PARA EL AÑO FISCAL**

**2018-2019**

**POR MEDIO DE LA PRESENTE SE NOTIFICA que el Borrador del Reporte de la Evaluación del Desempeño Anual Consolidado (CAPER, por sus siglas en inglés) el cual cubre el año fiscal 2018-2019 (Julio 1, 2018 - June 30, 2019) de los programas de Subsidios Globales para el Desarrollo Comunitario (CDBG, por sus siglas en inglés) y Asociación para Inversiones en Vivienda HOME (HOME, por sus siglas en inglés) estará disponible para revisión y comentarios antes de presentarlo a HUD comenzando el 9 de septiembre de 2019 y finalizando el 24 de septiembre de 2019.**

Una Audiencia Pública para solicitar comentarios públicos por parte de los ciudadanos interesados se celebrará el 24 de septiembre de 2019, a las 6:30 P.M. en la Cámara del Concejo Municipal del Ciudad de Apple Valley, ubicado en 14955 Dale Evans Parkway, Apple Valley, CA 92307. El propósito de la Audiencia Pública para el CAPER es con la finalidad de permitirle al público la oportunidad de comentar sobre la manera en la cual el Ayuntamiento utilizó los fondos federales y no federales durante el período de un año el cual termina el 30 de junio de 2019.

**ANTECEDENTES**

**SUBSIDIOS GLOBALES PARA EL DESARROLLO COMUNITARIO (CDBG)**

La Ley Federal de Vivienda y Desarrollo Comunitario de 1974, según enmendada, proporciona fondos federales CDBG para proyectos que promueven el desarrollo de comunidades urbanas viables al proporcionar viviendas dignas, entornos de vida adecuados y actividades económicas ampliadas, principalmente para personas de bajos y moderados ingresos.

Durante el año fiscal 2018-2019, el Ayuntamiento del Ciudad de Apple Valley ("Ciudad") calificó para recibir fondos de CDBG directamente del Departamento de Vivienda y Desarrollo Urbano de los Estados Unidos (HUD, por sus siglas en inglés). El Ayuntamiento del Ciudad preparó el Segundo Año del Plan de Desempeño Anual 2018-2019, el cual fue aprobado por HUD.

Durante el año fiscal pasado, el Ayuntamiento asignó fondos para las siguientes actividades de CDBG conforme al Plan de Desempeño: Assistance League of Victor Valley - Operation School Bell, High Desert Homeless Services - Shelter and Shelter Services, Church For Whosoever - Literacy Center, Victor Valley Domestic Violence - Shelter and Outreach, Victor Valley

Community Services Council - Senior and Adult Disabled Needs, Family Assistance Program - Transitional Housing, Cedar House Life Change Centers - Oasis House, Inland Fair Housing and Mediation Board - Fair Housing and Landlord Tenant Mediation Services, Moses House Ministries - Resources and Referrals for Families, Victor Valley College - Public Safety Career Pathway Training, High Desert Community Foundation - Orenda Veteran's Project, Manufactured Home/Single Family Resident Disposition Program, Code Enforcement, Small Business/Entrepreneur - Incubator Project, James Woody Park Parking Lot Resurfacing, James Woody Park Security Camera, Mendel Park Restroom, Residential Rehabilitation Administration 14H y Program Administration. (No se tradujeron los títulos de las actividades intencionalmente).

**ASOCIACIÓN PARA INVERSIONES EN VIVIENDA HOME (HOME)**

HOME está autorizado bajo el Título II de la Ley Nacional de Vivienda Asequible Cranston-Gonzales de 1990, según enmendada. Los fondos de HOME pueden utilizarse para desarrollar y respaldar viviendas de alquiler asequibles y propiedad de vivienda asistible mediante la adquisición (incluyendo la asistencia a compradores de viviendas), la nueva construcción, la reconstrucción o la rehabilitación de viviendas no de lujo con amenidades adecuadas; y para proporcionar el pago de los gastos operativos de las Organizaciones de Desarrollo de Viviendas Comunitarias (CHDO, por sus siglas en inglés).

El Consorcio del Ciudad de Apple Valley y la Ciudad de Victorville han cumplido y mantenido el acuerdo condicional colectivo para obtener el estado de derecho de fondos de HOME con HUD. El Consorcio identifica al Ciudad de Apple Valley como la agencia líder y la Ciudad de Victorville como jurisdicción participante. La formación exitosa ha resultado en una asignación anual de fondos de HOME a ambas comunidades.

Durante el año fiscal pasado, el Ayuntamiento del Ciudad ha asignado fondos a las siguientes actividades de HOME conforme al Plan de Desempeño: Residential Rehabilitation Loan Program (RRLP), Program Administration y Reservas para Community Housing Development Organization (CHDO). (No se tradujeron los títulos de las actividades intencionalmente).

Durante el año fiscal pasado, el Ayuntamiento del Ciudad de Victorville asignó fondos a las siguientes actividades de HOME conforme al Plan de Desempeño: Senior Home Repair Program (SHRP), Program Administration, Reservas para Community Housing Development Organization (CHDO) y Northgate Re-Roof Phase II. (No se tradujeron los títulos de las actividades intencionalmente).

**INFORME DEL DESEMPEÑO ANUAL**

A fines de septiembre de 2019, el Ayuntamiento del Ciudad debe presentar un informe detallado a HUD cubriendo las actividades, logros y gastos del año pasado. Un borrador del CAPER del año fiscal 2018-2019 estará disponible para revisión pública durante el período de comentarios públicos en los siguientes lugares:

- Apple Valley - Development Services Building 14975 Dale Evans Parkway
- SB County Library - Apple Valley Branch 14901 Dale Evans Parkway
- Town of Apple Valley - Town Clerk's Office 14955 Dale Evans Parkway
- Apple Valley Animal Services Building 22121 Powhattan Rd
- Victor Valley Museum 11873 Apple Valley Rd
- Apple Valley Fire Protection District - Station 331 22400 Headquarters Dr.
- Town of Apple Valley Website [www.applevalley.org](http://www.applevalley.org)

Por un período mínimo de quince (15) días del calendario comenzando el 9 de septiembre de 2019 y finalizando el 24 de septiembre de 2019, se invita al público a enviar comentarios por escrito sobre el CAPER 2018-2019. Las personas que deseen expresar sus puntos de vista sobre el CAPER pueden enviar sus comentarios por escrito al Secretario Municipal, 14955 Dale Evans Parkway, Apple Valley, CA 92307, o por correo electrónico a [townclerk@applevalley.org](mailto:townclerk@applevalley.org). Los comentarios escritos se enviarán a HUD como parte del CAPER final. Los comentarios recibidos después del 24 de septiembre de 2019 no se tomarán en cuenta en la preparación del CAPER final para HUD.

El Ayuntamiento del Ciudad tiene como objetivo cumplir en todo con respecto a la Sección 504 de la Ley de Rehabilitación de 1973, tal y como se enmendó, la Ley de Americanos con Discapacidades (ADA) de 1990 y la Ley de Enmienda a ADA del 2008, la Ley de Vivienda Justa, y la Ley de Barreras Arquitectónicas en todos los aspectos. Si usted necesita documentos públicos en un formato accesible, el Ayuntamiento hará lo posible dentro de lo razonable para dar cabida a su petición. Si usted requiere acomodo especial debido a alguna discapacidad, por favor comuníquese a la Oficina del Secretario Municipal al (760) 240-7000 ext. 7800.

Las preguntas sobre el CAPER 2018-2019 pueden dirigirse a Silvia Orenda, Especialista en Vivienda y Desarrollo Comunitario al (760) 240-7000, Extensión 7910 o por correo electrónico a [SUrenda@applevalley.org](mailto:SUrenda@applevalley.org).

Publicado en Daily Press: Septiembre 5, 2019 (Inglés y Español)

Published in the Daily Press September 5, 2019 (Th-3B)



Town of  
Apple Valley

**2018/2019**

**CONSOLIDATED ANNUAL PERFORMANCE AND EVALUATION REPORT  
JULY 1, 2018 THROUGH JUNE 30, 2019**

**APPENDIX B**

**Summary of Citizen Participation Comments**

## **SUMMARY OF CITIZEN PARTICIPATION COMMENTS**

In compliance with the Town's approved Citizen Participation Plan and implementing regulation 24 CFR 91.105, a public notice was published (see Appendix A) to solicit public comments from interested citizens regarding the draft 2018-2019 CAPER. The draft CAPER was made available to the general public for a period of 15 days in order to provide an opportunity for the public to review the document.

The public hearing to solicit public input and comment on the CAPER and the Town's performance during PY 2018-2019 was held at the Apple Valley Town Council Chambers at 14955 Dale Evans Parkway, Apple Valley, California, on September 24, 2019.

The following is a summary of Citizen Participation comments:

- No public comments were received.



Town of  
Apple Valley

**2018/2019**

**CONSOLIDATED ANNUAL PERFORMANCE AND EVALUATION REPORT  
JULY 1, 2018 THROUGH JUNE 30, 2019**

**APPENDIX C  
IDIS Reports**



Town of Apple Valley

**IDIS Report – PR 01**

**HUD Grants and Program Income**

U.S. DEPARTMENT OF HOUSING AND URBAN  
DEVELOPMENT  
OFFICE OF COMMUNITY PLANNING AND DEVELOPMENT  
PR01 - HUD Grants and Program Income

DATE: 9/27/2019  
TIME: 11:15:39 AM  
PAGE: 1/1

IDIS

Program	Fund Type	Grantee Name	Grantee State Code	Grant Number	Authorized Amount	Suballocated Amount	Amount Committed to Activities	Net Drawn Amount	FY YTD Net Draw Amount	Available to Commit	Available to Draw	Recapture Amount				
CDBG	EN	APPLE VALLEY	CA	B97MC060588	\$582,000.00	\$0.00	\$582,000.00	\$582,000.00	\$0.00	\$0.00	\$0.00	\$0.00				
				B98MC060588	\$569,000.00	\$0.00	\$569,000.00	\$569,000.00	\$0.00	\$0.00	\$0.00	\$0.00				
				B99MC060588	\$572,000.00	\$0.00	\$572,000.00	\$572,000.00	\$0.00	\$0.00	\$0.00	\$0.00				
				B00MC060588	\$573,000.00	\$0.00	\$573,000.00	\$573,000.00	\$0.00	\$0.00	\$0.00	\$0.00				
				B01MC060588	\$596,000.00	\$0.00	\$596,000.00	\$596,000.00	\$0.00	\$0.00	\$0.00	\$0.00				
				B02MC060588	\$569,000.00	\$0.00	\$569,000.00	\$569,000.00	\$0.00	\$0.00	\$0.00	\$0.00				
				B03MC060588	\$759,000.00	\$0.00	\$759,000.00	\$759,000.00	\$0.00	\$0.00	\$0.00	\$0.00				
				B04MC060588	\$747,000.00	\$0.00	\$747,000.00	\$747,000.00	\$0.00	\$0.00	\$0.00	\$0.00				
				B05MC060588	\$711,348.00	\$0.00	\$711,348.00	\$711,348.00	\$0.00	\$0.00	\$0.00	\$0.00				
				B06MC060588	\$644,250.00	\$0.00	\$644,250.00	\$644,250.00	\$0.00	\$0.00	\$0.00	\$0.00				
				B07MC060588	\$647,156.00	\$0.00	\$647,156.00	\$647,156.00	\$0.00	\$0.00	\$0.00	\$0.00				
				B08MC060588	\$630,805.00	\$0.00	\$630,805.00	\$630,805.00	\$0.00	\$0.00	\$0.00	\$0.00				
				B09MC060588	\$640,161.00	\$0.00	\$640,161.00	\$640,161.00	\$0.00	\$0.00	\$0.00	\$0.00				
				B10MC060588	\$690,825.00	\$0.00	\$690,825.00	\$690,825.00	\$0.00	\$0.00	\$0.00	\$0.00				
				B11MC060588	\$575,099.00	\$0.00	\$575,099.00	\$575,099.00	\$0.00	\$0.00	\$0.00	\$0.00				
				B12MC060588	\$581,334.00	\$0.00	\$581,334.00	\$581,334.00	\$0.00	\$0.00	\$0.00	\$0.00				
				B13MC060588	\$578,801.00	\$0.00	\$578,801.00	\$578,801.00	\$0.00	\$0.00	\$0.00	\$0.00				
				B14MC060588	\$531,056.00	\$0.00	\$531,056.00	\$531,056.00	\$131,907.07	\$0.00	\$0.00	\$0.00				
				B15MC060588	\$564,460.00	\$0.00	\$566,135.10	\$468,408.18	\$38,285.78	\$8,324.90	\$96,051.82	\$0.00				
				B16MC060588	\$559,270.00	\$0.00	\$519,474.58	\$473,790.90	\$135,698.97	\$39,795.42	\$85,479.10	\$0.00				
				B17MC060588	\$541,977.00	\$0.00	\$489,220.74	\$427,639.25	\$308,191.62	\$52,756.26	\$114,337.75	\$0.00				
				B18MC060588	\$624,925.00	\$0.00	\$535,823.78	\$196,172.00	\$194,055.75	\$89,101.22	\$428,753.00	\$0.00				
				<b>APPLE VALLEY Subtotal:</b>					<b>\$13,488,467.00</b>	<b>\$0.00</b>	<b>\$13,298,489.20</b>	<b>\$12,763,845.33</b>	<b>\$808,139.19</b>	<b>\$189,977.80</b>	<b>\$724,621.67</b>	<b>\$0.00</b>
				<b>EN Subtotal:</b>					<b>\$13,488,467.00</b>	<b>\$0.00</b>	<b>\$13,298,489.20</b>	<b>\$12,763,845.33</b>	<b>\$808,139.19</b>	<b>\$189,977.80</b>	<b>\$724,621.67</b>	<b>\$0.00</b>
				PI	APPLE VALLEY	CA	B06MC060588	\$10,063.84	\$0.00	\$10,063.84	\$10,063.84	\$0.00	\$0.00	\$0.00	\$0.00	\$0.00
B09MC060588	\$20,888.69	\$0.00	\$20,888.69				\$20,888.69	\$0.00	\$0.00	\$0.00	\$0.00	\$0.00				
B12MC060588	\$18,947.00	\$0.00	\$18,947.00				\$18,947.00	\$0.00	\$0.00	\$0.00	\$0.00					
B14MC060588	\$77,416.07	\$0.00	\$77,416.07				\$77,416.07	\$0.00	\$0.00	\$0.00	\$0.00					
B16MC060588	\$67,535.86	\$0.00	\$67,535.86				\$67,535.86	\$0.00	\$0.00	\$0.00	\$0.00					
B17MC060588	\$226,154.48	\$0.00	\$226,154.48				\$226,154.48	\$0.00	\$0.00	\$0.00	\$0.00					
B18MC060588	\$162,136.77	\$0.00	\$162,136.77				\$162,136.77	\$131,974.57	\$0.00	\$0.00	\$0.00					
<b>APPLE VALLEY Subtotal:</b>							<b>\$583,142.71</b>	<b>\$0.00</b>	<b>\$583,142.71</b>	<b>\$583,142.71</b>	<b>\$131,974.57</b>	<b>\$0.00</b>	<b>\$0.00</b>	<b>\$0.00</b>		
<b>PI Subtotal:</b>					<b>\$583,142.71</b>	<b>\$0.00</b>	<b>\$583,142.71</b>	<b>\$583,142.71</b>	<b>\$131,974.57</b>	<b>\$0.00</b>	<b>\$0.00</b>	<b>\$0.00</b>				
HOME	EN	APPLE VALLEY	CA	M04DC060563	\$724,008.00	\$181,002.00	\$543,006.00	\$543,006.00	\$0.00	\$0.00	\$0.00	\$0.00				
				M05DC060563	\$686,669.00	\$171,667.25	\$515,001.75	\$515,001.75	\$0.00	\$0.00	\$0.00	\$0.00				
				M06DC060563	\$650,460.00	\$162,615.00	\$487,845.00	\$487,845.00	\$0.00	\$0.00	\$0.00	\$0.00				
				M07DC060563	\$656,951.00	\$122,654.14	\$534,296.86	\$534,296.86	\$0.00	\$0.00	\$0.00	\$0.00				
				M08DC060563	\$629,517.00	\$156,379.00	\$473,138.00	\$473,138.00	\$0.00	\$0.00	\$0.00	\$0.00				
				M09DC060563	\$695,537.00	\$173,884.25	\$521,652.75	\$521,652.75	\$0.00	\$0.00	\$0.00	\$0.00				
				M10DC060563	\$689,961.00	\$172,490.25	\$517,470.75	\$517,470.75	\$0.00	\$0.00	\$0.00	\$0.00				
				M11DC060563	\$606,834.00	\$151,708.50	\$455,125.50	\$455,125.50	\$0.00	\$0.00	\$0.00	\$0.00				
				M12DC060563	\$513,588.00	\$99,800.21	\$413,787.79	\$413,787.79	\$28,596.79	\$0.00	\$0.00	\$0.00				
				M13DC060563	\$483,072.00	\$468,012.25	\$15,059.75	\$15,059.75	\$15,059.75	\$0.00	\$0.00	\$0.00				
				M14DC060563	\$504,484.00	\$141,737.90	\$362,746.10	\$362,746.10	\$197,301.24	\$0.00	\$0.00	\$0.00				
				M15DC060563	\$501,578.00	\$475,877.80	\$25,700.20	\$22,123.78	\$0.00	\$0.00	\$3,576.42	\$0.00				
				M16DC060563	\$538,365.00	\$134,591.25	\$261,543.56	\$238,457.82	(\$142,230.19)	\$142,230.19	\$165,315.93	\$0.00				
				M17DC060563	\$535,113.00	\$133,778.25	\$80,266.95	\$0.00	(\$98,727.59)	\$321,067.80	\$401,334.75	\$0.00				
				M18DC060563	\$772,659.00	\$193,164.75	\$0.00	\$0.00	\$0.00	\$579,494.25	\$579,494.25	\$0.00				
				<b>APPLE VALLEY Subtotal:</b>					<b>\$9,188,796.00</b>	<b>\$2,939,362.80</b>	<b>\$5,206,640.96</b>	<b>\$5,099,711.85</b>	<b>\$0.00</b>	<b>\$1,042,792.24</b>	<b>\$1,149,721.35</b>	<b>\$0.00</b>
				<b>EN Subtotal:</b>					<b>\$9,188,796.00</b>	<b>\$2,939,362.80</b>	<b>\$5,206,640.96</b>	<b>\$5,099,711.85</b>	<b>\$0.00</b>	<b>\$1,042,792.24</b>	<b>\$1,149,721.35</b>	<b>\$0.00</b>
				PI	APPLE VALLEY	CA	M06DC060563	\$18,745.54	\$0.00	\$18,745.54	\$18,745.54	\$0.00	\$0.00	\$0.00	\$0.00	\$0.00
M09DC060563	\$18,655.00	\$0.00	\$18,655.00				\$18,655.00	\$0.00	\$0.00	\$0.00	\$0.00	\$0.00				
M10DC060563	\$19,800.00	\$0.00	\$19,800.00				\$19,800.00	\$0.00	\$0.00	\$0.00	\$0.00					
M13DC060563	\$9,377.00	\$0.00	\$9,377.00				\$9,377.00	\$0.00	\$0.00	\$0.00	\$0.00					
M14DC060563	\$12,570.00	\$0.00	\$12,570.00				\$12,570.00	\$0.00	\$0.00	\$0.00	\$0.00					
M16DC060563	\$496,391.45	\$403,101.00	\$93,290.45				\$496,391.45	\$0.00	\$403,101.00	\$0.00	\$0.00					
M17DC060563	\$97,245.57	\$0.00	\$97,245.57				\$97,245.57	\$71,944.23	\$0.00	\$0.00	\$0.00					
M18DC060563	\$357,080.41	\$0.00	\$276,822.02				\$276,822.02	\$276,822.02	\$80,258.39	\$80,258.39	\$0.00					
M19DC060563	\$17,415.65	\$0.00	\$0.00				\$0.00	\$0.00	\$17,415.65	\$17,415.65	\$0.00					
<b>APPLE VALLEY Subtotal:</b>							<b>\$1,047,280.62</b>	<b>\$403,101.00</b>	<b>\$546,505.58</b>	<b>\$949,606.58</b>	<b>\$348,766.25</b>	<b>\$500,775.04</b>	<b>\$97,674.04</b>	<b>\$0.00</b>		
<b>PI Subtotal:</b>					<b>\$1,047,280.62</b>	<b>\$403,101.00</b>	<b>\$546,505.58</b>	<b>\$949,606.58</b>	<b>\$348,766.25</b>	<b>\$500,775.04</b>	<b>\$97,674.04</b>	<b>\$0.00</b>				
<b>GRANTEE</b>					<b>\$24,307,686.33</b>	<b>\$3,342,463.80</b>	<b>\$19,634,778.45</b>	<b>\$19,396,306.47</b>	<b>\$1,288,880.01</b>	<b>\$1,733,545.08</b>	<b>\$1,972,017.06</b>	<b>\$0.00</b>				





Town of Apple Valley

**IDIS Report – PR 02**

**List of Activities by Program Year and Project**

U.S. Department of Housing and Urban Development  
 Office of Community Planning and Development  
 Integrated Disbursement and Information System  
 List of Activities By Program Year And Project  
 APPLE VALLEY,CA

REPORT FOR CPD PROGRAM CDBG, HOME  
 PGM YR ALL

Funding Agency: CALIFORNIA

Plan Year	IDIS Project	Project	IDIS Activity ID	Activity Name	Activity Status	Program	Funded Amount	Draw Amount	Balance
1995	1	CONVERTED HOME ACTIVITIES	11018	TOWN OF APPLE VALLEY	Completed	HOME	\$15,386.00	\$15,386.00	\$0.00
			11019	TOWN OF APPLE VALLEY	Completed	HOME	\$10,136.00	\$10,136.00	\$0.00
			11168	TOWN OF APPLE VALLEY	Completed	HOME	\$14,665.00	\$14,665.00	\$0.00
			11169	TOWN OF APPLE VALLEY	Completed	HOME	\$11,218.00	\$11,218.00	\$0.00
			<b>Project Total</b>						<b>\$51,405.00</b>
<b>Program Total</b>					<b>HOME</b>	<b>\$51,405.00</b>	<b>\$51,405.00</b>	<b>\$0.00</b>	
<b>1995 Total</b>						<b>\$51,405.00</b>	<b>\$51,405.00</b>	<b>\$0.00</b>	
1999	79	HOME-CALIF-ACTIVITIES	9711	TOWN OF APPLE VALLEY	Completed	HOME	\$9,084.00	\$9,084.00	\$0.00
			9713	TOWN OF APPLE VALLEY	Completed	HOME	\$8,980.00	\$8,980.00	\$0.00
			9715	TOWN OF APPLE VALLEY	Completed	HOME	\$7,911.00	\$7,911.00	\$0.00
			9726	TOWN OF APPLE VALLEY	Completed	HOME	\$9,084.00	\$9,084.00	\$0.00
			10315	APPLE VALLEY	Completed	HOME	\$6,552.00	\$6,552.00	\$0.00
			10316	APPLE VALLEY	Completed	HOME	\$9,057.00	\$9,057.00	\$0.00
			10317	APPLE VALLEY	Completed	HOME	\$8,723.00	\$8,723.00	\$0.00
			10318	APPLE VALLEY	Completed	HOME	\$9,216.00	\$9,216.00	\$0.00
			10319	APPLE VALLEY	Completed	HOME	\$9,332.00	\$9,332.00	\$0.00
			10320	APPLE VALLEY	Completed	HOME	\$9,608.00	\$9,608.00	\$0.00
			10330	APPLE VALLEY	Completed	HOME	\$7,484.00	\$7,484.00	\$0.00
			10331	APPLE VALLEY	Completed	HOME	\$9,045.00	\$9,045.00	\$0.00
			10332	APPLE VALLEY	Completed	HOME	\$9,056.00	\$9,056.00	\$0.00
			10333	APPLE VALLEY	Completed	HOME	\$8,900.00	\$8,900.00	\$0.00
			10334	APPLE VALLEY	Completed	HOME	\$6,786.00	\$6,786.00	\$0.00
			10335	APPLE VALLEY	Completed	HOME	\$10,170.00	\$10,170.00	\$0.00
			10336	APPLE VALLEY	Completed	HOME	\$8,707.00	\$8,707.00	\$0.00
			11136	TOWN OF APPLE VALLEY	Completed	HOME	\$11,759.00	\$11,759.00	\$0.00
			11137	TOWN OF APPLE VALLEY	Completed	HOME	\$7,267.00	\$7,267.00	\$0.00
			<b>Project Total</b>						<b>\$166,721.00</b>
<b>Program Total</b>					<b>HOME</b>	<b>\$166,721.00</b>	<b>\$166,721.00</b>	<b>\$0.00</b>	
<b>1999 Total</b>						<b>\$166,721.00</b>	<b>\$166,721.00</b>	<b>\$0.00</b>	
2000	241	CALIF-HOME-ACTIVITIES	11135	TOWN OF APPLE VALLEY	Completed	HOME	\$10,964.00	\$10,964.00	\$0.00
			<b>Project Total</b>				<b>\$10,964.00</b>	<b>\$10,964.00</b>	<b>\$0.00</b>
			<b>Program Total</b>			<b>HOME</b>	<b>\$10,964.00</b>	<b>\$10,964.00</b>	<b>\$0.00</b>
<b>2000 Total</b>						<b>\$10,964.00</b>	<b>\$10,964.00</b>	<b>\$0.00</b>	

U.S. Department of Housing and Urban Development  
 Office of Community Planning and Development  
 Integrated Disbursement and Information System  
 List of Activities By Program Year And Project  
 APPLE VALLEY,CA

Funding Agency: CALIFORNIA

Plan Year	IDIS Project	Project	IDIS Activity ID	Activity Name	Activity Status	Program	Funded Amount	Draw Amount	Balance
2002	34	HOME-CALIF-ACTIVITIES-2002	11519	TOWN OF APPLE VALLEY	Completed	HOME	\$11,152.00	\$11,152.00	\$0.00
			11520	TOWN OF APPLE VALLEY	Completed	HOME	\$11,364.00	\$11,364.00	\$0.00
			11521	TOWN OF APPLE VALLEY	Completed	HOME	\$8,767.00	\$8,767.00	\$0.00
			11539	TOWN OF APPLE VALLEY	Completed	HOME	\$10,301.00	\$10,301.00	\$0.00
			11540	TOWN OF APPLE VALLEY	Completed	HOME	\$11,422.00	\$11,422.00	\$0.00
			11541	TOWN OF APPLE VALLEY	Completed	HOME	\$11,744.00	\$11,744.00	\$0.00
			11542	TOWN OF APPLE VALLEY	Completed	HOME	\$8,235.00	\$8,235.00	\$0.00
			11867	TOWN OF APPLE VALLEY	Completed	HOME	\$9,551.00	\$9,551.00	\$0.00
			11868	TOWN OF APPLE VALLEY	Completed	HOME	\$10,546.00	\$10,546.00	\$0.00
			11869	TOWN OF APPLE VALLEY	Completed	HOME	\$8,503.00	\$8,503.00	\$0.00
			11870	TOWN OF APPLE VALLEY	Completed	HOME	\$10,992.00	\$10,992.00	\$0.00
			11992	TOWN OF APPLE VALLEY	Completed	HOME	\$11,813.00	\$11,813.00	\$0.00
			12092	TOWN OF APPLE VALLEY	Completed	HOME	\$10,898.00	\$10,898.00	\$0.00
			12258	TOWN OF APPLE VALLEY	Completed	HOME	\$8,707.00	\$8,707.00	\$0.00
			12259	TOWN OF APPLE VALLEY	Completed	HOME	\$9,188.00	\$9,188.00	\$0.00
			12261	TOWN OF APPLE VALLEY	Completed	HOME	\$5,540.00	\$5,540.00	\$0.00
			15963	TOWN OF APPLE VALLEY	Completed	HOME	\$21,518.00	\$21,518.00	\$0.00
			15964	TOWN OF APPLE VALLEY	Completed	HOME	\$12,346.00	\$12,346.00	\$0.00
			15986	TOWN OF APPLE VALLEY	Canceled	HOME	\$0.00	\$0.00	\$0.00
			16266	TOWN OF APPLE VALLEY	Completed	HOME	\$22,603.00	\$22,603.00	\$0.00
		<b>Project Total</b>					<b>\$215,190.00</b>	<b>\$215,190.00</b>	<b>\$0.00</b>
		<b>Program Total</b>				<b>HOME</b>	<b>\$215,190.00</b>	<b>\$215,190.00</b>	<b>\$0.00</b>
		<b>2002 Total</b>					<b>\$215,190.00</b>	<b>\$215,190.00</b>	<b>\$0.00</b>
2003	1	HOME-CALIF-ACTIVITIES-2003	12843	TOWN OF APPLE VALLEY	Completed	HOME	\$10,796.00	\$10,796.00	\$0.00
			12844	TOWN OF APPLE VALLEY	Completed	HOME	\$9,157.00	\$9,157.00	\$0.00
			12845	TOWN OF APPLE VALLEY	Completed	HOME	\$9,091.00	\$9,091.00	\$0.00
			12846	TOWN OF APPLE VALLEY	Completed	HOME	\$11,364.00	\$11,364.00	\$0.00
			12847	TOWN OF APPLE VALLEY	Completed	HOME	\$11,182.00	\$11,182.00	\$0.00
			12848	TOWN OF APPLE VALLEY	Completed	HOME	\$6,816.00	\$6,816.00	\$0.00
			13716	TOWN OF APPLE VALLEY	Completed	HOME	\$11,364.00	\$11,364.00	\$0.00
			13767	TOWN OF APPLE VALLEY	Canceled	HOME	\$0.00	\$0.00	\$0.00
			14487	TOWN OF APPLE VALLEY	Completed	HOME	\$12,127.00	\$12,127.00	\$0.00
			14855	TOWN OF APPLE VALLEY	Canceled	HOME	\$0.00	\$0.00	\$0.00
			14856	TOWN OF APPLE VALLEY	Completed	HOME	\$11,384.00	\$11,384.00	\$0.00
			14857	TOWN OF APPLE VALLEY	Completed	HOME	\$11,544.00	\$11,544.00	\$0.00
			14858	TOWN OF APPLE VALLEY	Completed	HOME	\$11,559.00	\$11,559.00	\$0.00
			15948	TOWN OF APPLE VALLEY	Completed	HOME	\$21,636.00	\$21,636.00	\$0.00

U.S. Department of Housing and Urban Development  
 Office of Community Planning and Development  
 Integrated Disbursement and Information System  
 List of Activities By Program Year And Project  
 APPLE VALLEY,CA

Funding Agency: CALIFORNIA

Plan Year	IDIS Project	Project	IDIS Activity ID	Activity Name	Activity Status	Program	Funded Amount	Draw Amount	Balance
2003	1	HOME-CALIF-ACTIVITIES-2003	15949	TOWN OF APPLE VALLEY	Canceled	HOME	\$0.00	\$0.00	\$0.00
			15957	TOWN OF APPLE VALLEY	Completed	HOME	\$21,934.00	\$21,934.00	\$0.00
			15965	TOWN OF APPLE VALLEY	Canceled	HOME	\$0.00	\$0.00	\$0.00
		<b>Project Total</b>					<b>\$159,954.00</b>	<b>\$159,954.00</b>	<b>\$0.00</b>
		<b>Program Total</b>				<b>HOME</b>	<b>\$159,954.00</b>	<b>\$159,954.00</b>	<b>\$0.00</b>
		<b>2003 Total</b>					<b>\$159,954.00</b>	<b>\$159,954.00</b>	<b>\$0.00</b>
2004	1	HOME-CALIF-ACTIVITIES 2004	14115	TOWN OF APPLE VALLEY	Completed	HOME	\$3,338.00	\$3,338.00	\$0.00
			14116	TOWN OF APPLE VALLEY	Completed	HOME	\$5,405.00	\$5,405.00	\$0.00
			14315	TOWN OF APPLE VALLEY	Completed	HOME	\$12,025.00	\$12,025.00	\$0.00
			14854	TOWN OF APPLE VALLEY	Completed	HOME	\$6,972.00	\$6,972.00	\$0.00
			15238	TOWN OF APPLE VALLEY	Completed	HOME	\$11,185.00	\$11,185.00	\$0.00
			15239	TOWN OF APPLE VALLEY	Completed	HOME	\$11,897.00	\$11,897.00	\$0.00
		<b>Project Total</b>					<b>\$50,822.00</b>	<b>\$50,822.00</b>	<b>\$0.00</b>
		<b>Program Total</b>				<b>HOME</b>	<b>\$50,822.00</b>	<b>\$50,822.00</b>	<b>\$0.00</b>
		<b>2004 Total</b>					<b>\$50,822.00</b>	<b>\$50,822.00</b>	<b>\$0.00</b>
2005	1	HOME - CALIF - ACTIVITIES - 2005	15737	CARLA HEALD	Completed	HOME	\$11,729.00	\$11,729.00	\$0.00
			15778	TOWN OF APPLE VALLEY	Completed	HOME	\$8,025.00	\$8,025.00	\$0.00
			15779	TOWN OF APPLE VALLEY	Canceled	HOME	\$0.00	\$0.00	\$0.00
			15780	TOWN OF APPLE VALLEY	Canceled	HOME	\$0.00	\$0.00	\$0.00
			15799	TOWN OF APPLE VALLEY	Completed	HOME	\$10,111.00	\$10,111.00	\$0.00
			15928	TOWN OF APPLE VALLEY	Completed	HOME	\$9,814.00	\$9,814.00	\$0.00
			16865	TOWN OF APPLE VALLEY	Canceled	HOME	\$0.00	\$0.00	\$0.00
			17100	TOWN OF APPLE VALLEY	Canceled	HOME	\$0.00	\$0.00	\$0.00
			17118	TOWN OF APPLE VALLEY	Canceled	HOME	\$0.00	\$0.00	\$0.00
			17141	TOWN OF APPLE VALLEY	Canceled	HOME	\$0.00	\$0.00	\$0.00
			17142	TOWN OF APPLE VALLEY	Canceled	HOME	\$0.00	\$0.00	\$0.00
			17143	TOWN OF APPLE VALLEY	Canceled	HOME	\$0.00	\$0.00	\$0.00
		<b>Project Total</b>					<b>\$39,679.00</b>	<b>\$39,679.00</b>	<b>\$0.00</b>
		<b>Program Total</b>				<b>HOME</b>	<b>\$39,679.00</b>	<b>\$39,679.00</b>	<b>\$0.00</b>
		<b>2005 Total</b>					<b>\$39,679.00</b>	<b>\$39,679.00</b>	<b>\$0.00</b>
2007	4	HOME-STATE RECIPIENT ACTIVITIES 2007	17865	TOWN OF APPLE VALLEY	Completed	HOME	\$16,958.00	\$16,958.00	\$0.00
			17866	TOWN OF APPLE VALLEY	Completed	HOME	\$15,086.00	\$15,086.00	\$0.00
			17869	TOWN OF APPLE VALLEY	Completed	HOME	\$13,583.00	\$13,583.00	\$0.00
			17873	TOWN OF APPLE VALLEY	Completed	HOME	\$12,346.00	\$12,346.00	\$0.00
			17874	TOWN OF APPLE VALLEY	Completed	HOME	\$10,000.00	\$10,000.00	\$0.00
			17877	TOWN OF APPLE VALLEY	Completed	HOME	\$5,062.00	\$5,062.00	\$0.00

U.S. Department of Housing and Urban Development  
 Office of Community Planning and Development  
 Integrated Disbursement and Information System  
 List of Activities By Program Year And Project  
 APPLE VALLEY,CA

Funding Agency: CALIFORNIA

Plan Year	IDIS Project	Project	IDIS Activity ID	Activity Name	Activity Status	Program	Funded Amount	Draw Amount	Balance
2007	4	HOME-STATE RECIPIENT ACTIVITIES 2007	17878	TOWN OF APPLE VALLEY	Completed	HOME	\$8,983.00	\$8,983.00	\$0.00
			17890	TOWN OF APPLE VALLEY	Completed	HOME	\$10,000.00	\$10,000.00	\$0.00
			17891	TOWN OF APPLE VALLEY	Completed	HOME	\$10,000.00	\$10,000.00	\$0.00
			17893	TOWN OF APPLE VALLEY	Completed	HOME	\$10,000.00	\$10,000.00	\$0.00
			17953	TOWN OF APPLE VALLEY	Completed	HOME	\$2,927.00	\$2,927.00	\$0.00
			18349	TOWN OF APPLE VALLEY	Completed	HOME	\$65,000.00	\$65,000.00	\$0.00
			18350	TOWN OF APPLE VALLEY	Completed	HOME	\$33,393.00	\$33,393.00	\$0.00
		<b>Project Total</b>					<b>\$213,338.00</b>	<b>\$213,338.00</b>	<b>\$0.00</b>
		<b>Program Total</b>				<b>HOME</b>	<b>\$213,338.00</b>	<b>\$213,338.00</b>	<b>\$0.00</b>
		<b>2007 Total</b>					<b>\$213,338.00</b>	<b>\$213,338.00</b>	<b>\$0.00</b>
		<b>Program Grand Total</b>				<b>HOME</b>	<b>\$908,073.00</b>	<b>\$908,073.00</b>	<b>\$0.00</b>
		<b>Grand Total</b>					<b>\$908,073.00</b>	<b>\$908,073.00</b>	<b>\$0.00</b>

Plan Year	IDIS Project	Project	IDIS Activity ID	Activity Name	Activity Status	Program	Funded Amount	Draw Amount	Balance
1994	1	CONVERTED HOME ACTIVITIES	1	HOME COMMITTED FUNDS ADJUSTMENT	Open	HOME	\$0.00	\$0.00	\$0.00
		<b>Project Total</b>					<b>\$0.00</b>	<b>\$0.00</b>	<b>\$0.00</b>
		<b>Program Total</b>				<b>HOME</b>	<b>\$0.00</b>	<b>\$0.00</b>	<b>\$0.00</b>
		<b>1994 Total</b>					<b>\$0.00</b>	<b>\$0.00</b>	<b>\$0.00</b>
1997	1	Aztec Road/Thunderbird Road Street Widening	5	STREET IMPROVEMENTS	Canceled	CDBG	\$0.00	\$0.00	\$0.00
			6	STREET IMPROVEMENTS	Canceled	CDBG	\$0.00	\$0.00	\$0.00
			7	STREET IMPROVEMENTS	Canceled	CDBG	\$0.00	\$0.00	\$0.00
			8	STREET IMPROVEMENTS	Canceled	CDBG	\$0.00	\$0.00	\$0.00
			9	STREET IMPROVEMENTS	Canceled	CDBG	\$0.00	\$0.00	\$0.00
			10	STREET IMPROVEMENTS	Canceled	CDBG	\$0.00	\$0.00	\$0.00
			11	TARGET AREA 1 STREET IMPROVEMENTS	Completed	CDBG	\$119,332.00	\$119,332.00	\$0.00
		<b>Project Total</b>					<b>\$119,332.00</b>	<b>\$119,332.00</b>	<b>\$0.00</b>
	2	Proactive Code Enforcement Program (TSIP)	12	PROACTIVE CODE ENFORCEMENT PROGRAM	Completed	CDBG	\$40,125.00	\$40,125.00	\$0.00
		<b>Project Total</b>					<b>\$40,125.00</b>	<b>\$40,125.00</b>	<b>\$0.00</b>
	3	Graffiti Removal Program (TSIP)	13	GRAFFITI REMOVAL PROGRAM (TSIP)	Completed	CDBG	\$18,639.45	\$18,639.45	\$0.00
		<b>Project Total</b>					<b>\$18,639.45</b>	<b>\$18,639.45</b>	<b>\$0.00</b>
	4	Community Enhancement Program (TSIP)	14	COMMUNITY ENHANCEMENT PROGRAM (TSI)	Completed	CDBG	\$9,000.00	\$9,000.00	\$0.00
		<b>Project Total</b>					<b>\$9,000.00</b>	<b>\$9,000.00</b>	<b>\$0.00</b>
	5	Business Assistance Program (BAP)	15	RESPONSIVE INTERNET SYSTEMS (RIS)	Completed	CDBG	\$34,000.00	\$34,000.00	\$0.00
		<b>Project Total</b>					<b>\$34,000.00</b>	<b>\$34,000.00</b>	<b>\$0.00</b>
	6	P.O.P. Code Enforcement Program (TSIP)	16	P.O.P. CODE ENFORCEMENT PROGRAM	Completed	CDBG	\$61,000.00	\$61,000.00	\$0.00
		<b>Project Total</b>					<b>\$61,000.00</b>	<b>\$61,000.00</b>	<b>\$0.00</b>

U.S. Department of Housing and Urban Development  
 Office of Community Planning and Development  
 Integrated Disbursement and Information System  
 List of Activities By Program Year And Project  
 APPLE VALLEY,CA

Plan Year	IDIS Project	Project	IDIS Activity ID	Activity Name	Activity Status	Program	Funded Amount	Draw Amount	Balance
1997	7	Fair Housing	17	FAIR HOUSING SERVICES	Completed	CDBG	\$5,759.93	\$5,759.93	\$0.00
			26	ANALYSIS OF IMPEDIMENTS TO FAIR HOUSING	Completed	CDBG	\$10,000.00	\$10,000.00	\$0.00
		<b>Project Total</b>					<b>\$15,759.93</b>	<b>\$15,759.93</b>	<b>\$0.00</b>
	8	Program Administration	18	PROGRAM ADMINISTRATION	Completed	CDBG	\$106,400.00	\$106,400.00	\$0.00
				<b>Project Total</b>				<b>\$106,400.00</b>	<b>\$106,400.00</b>
	<b>Program Total</b>				<b>CDBG</b>	<b>\$404,256.38</b>	<b>\$404,256.38</b>	<b>\$0.00</b>	
	<b>1997 Total</b>					<b>\$404,256.38</b>	<b>\$404,256.38</b>	<b>\$0.00</b>	
1998	9	Program Administration	19	PROGRAM ADMINISTRATION	Completed	CDBG	\$113,606.00	\$113,606.00	\$0.00
				<b>Project Total</b>				<b>\$113,606.00</b>	<b>\$113,606.00</b>
	10	Target Area 2 Blight Removal Street Improvement (TSIP)	20	TARGET AREA 2 BLIGHT REMOVAL STREET IMPR	Completed	CDBG	\$122,000.00	\$122,000.00	\$0.00
				<b>Project Total</b>				<b>\$122,000.00</b>	<b>\$122,000.00</b>
	11	Target Area 2 Residential Street Improvements (TSIP)	21	TARGET AREA 2 RESIDENTIAL STREET IMPROVE	Completed	CDBG	\$195,805.69	\$195,805.69	\$0.00
				<b>Project Total</b>				<b>\$195,805.69</b>	<b>\$195,805.69</b>
	12	Proactive Code Enforcement (TSIP)	22	PROACTIVE CODE ENFORCEMENT (TSIP)	Completed	CDBG	\$41,000.00	\$41,000.00	\$0.00
				<b>Project Total</b>				<b>\$41,000.00</b>	<b>\$41,000.00</b>
	13	Community Enhancement Program (TSIP)	23	COMMUNITY ENHANCEMENT PROGRAM (TSIP)	Completed	CDBG	\$9,000.00	\$9,000.00	\$0.00
				<b>Project Total</b>				<b>\$9,000.00</b>	<b>\$9,000.00</b>
14	P.O.P. Code Enforcement (TSIP)	24	P.O.P. CODE ENFORCEMENT (TSIP)	Completed	CDBG	\$61,000.00	\$61,000.00	\$0.00	
			<b>Project Total</b>				<b>\$61,000.00</b>	<b>\$61,000.00</b>	<b>\$0.00</b>
15	Fair Housing	25	FAIR HOUSING SERVICES	Completed	CDBG	\$7,944.39	\$7,944.39	\$0.00	
			<b>Project Total</b>				<b>\$7,944.39</b>	<b>\$7,944.39</b>	<b>\$0.00</b>
	<b>Program Total</b>				<b>CDBG</b>	<b>\$550,356.08</b>	<b>\$550,356.08</b>	<b>\$0.00</b>	
	<b>1998 Total</b>					<b>\$550,356.08</b>	<b>\$550,356.08</b>	<b>\$0.00</b>	
1999	1	Program Administration	32	PROGRAM ADMINISTRATION	Completed	CDBG	\$114,400.00	\$114,400.00	\$0.00
				<b>Project Total</b>				<b>\$114,400.00</b>	<b>\$114,400.00</b>
	2	Target Area 2 Blight Removal Street Improvement (TSIP)	33	TARGET AREA 2 BLIGHT REMOVAL STREET IMPR	Completed	CDBG	\$97,000.00	\$97,000.00	\$0.00
				<b>Project Total</b>				<b>\$97,000.00</b>	<b>\$97,000.00</b>
	3	Target Area 2 Residential Street Improvements (TSIP)	34	TARGET AREA 2 RESIDENTIAL STREET IMPROV	Completed	CDBG	\$118,394.31	\$118,394.31	\$0.00
				<b>Project Total</b>				<b>\$118,394.31</b>	<b>\$118,394.31</b>
	4	Proactive Code Enforcement (TSIP)	27	PROACTIVE CODE ENFORCEMENT	Completed	CDBG	\$41,000.00	\$41,000.00	\$0.00
			<b>Project Total</b>				<b>\$41,000.00</b>	<b>\$41,000.00</b>	<b>\$0.00</b>
5	COMMUNITY ENHANCEMENT PROGRAM	28	COMMUNITY ENHANCEMENT PROGRAM	Completed	CDBG	\$6,843.53	\$6,843.53	\$0.00	
			<b>Project Total</b>				<b>\$6,843.53</b>	<b>\$6,843.53</b>	<b>\$0.00</b>
6	P.O.P. CODE ENFORCMENT	29	P.O.P. CODE ENFOCEMENT (TSIP)	Completed	CDBG	\$61,000.00	\$61,000.00	\$0.00	
			<b>Project Total</b>				<b>\$61,000.00</b>	<b>\$61,000.00</b>	<b>\$0.00</b>
7	FAIR HOUSING	30	FAIR HOUSING	Completed	CDBG	\$9,291.00	\$9,291.00	\$0.00	

U.S. Department of Housing and Urban Development  
 Office of Community Planning and Development  
 Integrated Disbursement and Information System  
 List of Activities By Program Year And Project  
 APPLE VALLEY,CA

Plan Year	IDIS Project	Project	IDIS Activity ID	Activity Name	Activity Status	Program	Funded Amount	Draw Amount	Balance
1999	7	<b>Project Total</b>					<b>\$9,291.00</b>	<b>\$9,291.00</b>	<b>\$0.00</b>
	8	BUSINESS ATTRACTION PROGRAM	31	BUSINESS ATTRACTION PROGRAM	Canceled	CDBG	\$0.00	\$0.00	\$0.00
		<b>Project Total</b>					<b>\$0.00</b>	<b>\$0.00</b>	<b>\$0.00</b>
		<b>Program Total</b>				<b>CDBG</b>	<b>\$447,928.84</b>	<b>\$447,928.84</b>	<b>\$0.00</b>
		<b>1999 Total</b>					<b>\$447,928.84</b>	<b>\$447,928.84</b>	<b>\$0.00</b>
2000	1	Proactive Code Enforcement (TSIP)	35	PROACTIVE CODE ENFORCEMENT (TSIP)	Completed	CDBG	\$132,050.00	\$132,050.00	\$0.00
		<b>Project Total</b>					<b>\$132,050.00</b>	<b>\$132,050.00</b>	<b>\$0.00</b>
	2	Community Enhancement Program (TSIP)	36	COMMUNITY ENHANCEMENT PROGRAM	Completed	CDBG	\$8,715.01	\$8,715.01	\$0.00
		<b>Project Total</b>					<b>\$8,715.01</b>	<b>\$8,715.01</b>	<b>\$0.00</b>
	3	P.O.P. Code Enforcement (TSIP)	37	P.O.P. CODE ENFORCEMENT (TSIP)	Completed	CDBG	\$67,429.44	\$67,429.44	\$0.00
		<b>Project Total</b>					<b>\$67,429.44</b>	<b>\$67,429.44</b>	<b>\$0.00</b>
	4	Operation School Bell	38	OPERATION SCHOOL	Completed	CDBG	\$7,000.00	\$7,000.00	\$0.00
		<b>Project Total</b>					<b>\$7,000.00</b>	<b>\$7,000.00</b>	<b>\$0.00</b>
	5	Yucca Loma Park Development Project	39	YUCCA LOMA PARK PLAYGROUND	Completed	CDBG	\$31,358.69	\$31,358.69	\$0.00
		<b>Project Total</b>					<b>\$31,358.69</b>	<b>\$31,358.69</b>	<b>\$0.00</b>
	6	Demolition Program (TSIP)	40	DEMOLITION PROGRAM (TSIP)	Completed	CDBG	\$15,395.00	\$15,395.00	\$0.00
		<b>Project Total</b>					<b>\$15,395.00</b>	<b>\$15,395.00</b>	<b>\$0.00</b>
	7	Repayment of Section 108 Loan Principal	41	SILVERADO PROJECT	Canceled	CDBG	\$0.00	\$0.00	\$0.00
		<b>Project Total</b>					<b>\$0.00</b>	<b>\$0.00</b>	<b>\$0.00</b>
	8	High Desert Domestic Violence Program	42	COMMUNITY OUTREACH AND ADVOCACY	Completed	CDBG	\$9,805.00	\$9,805.00	\$0.00
		<b>Project Total</b>					<b>\$9,805.00</b>	<b>\$9,805.00</b>	<b>\$0.00</b>
	9	Landlord/Tenant Mediation Services	43	LANDLORD TENANT MEDIATION SERVICES	Completed	CDBG	\$3,524.00	\$3,524.00	\$0.00
		<b>Project Total</b>					<b>\$3,524.00</b>	<b>\$3,524.00</b>	<b>\$0.00</b>
	10	Fair Housing Services	44	FAIR HOUSING SERVICES	Completed	CDBG	\$8,686.37	\$8,686.37	\$0.00
		<b>Project Total</b>					<b>\$8,686.37</b>	<b>\$8,686.37</b>	<b>\$0.00</b>
	11	High Desert Homeless Services	45	HIGH DESERT HOMELESS SERVICES	Completed	CDBG	\$16,000.00	\$16,000.00	\$0.00
		<b>Project Total</b>					<b>\$16,000.00</b>	<b>\$16,000.00</b>	<b>\$0.00</b>
	12	Hi-Desert Meals on Wheels	46	HI-DESERT MEALS ON WHEELS	Completed	CDBG	\$12,500.00	\$12,500.00	\$0.00
		<b>Project Total</b>					<b>\$12,500.00</b>	<b>\$12,500.00</b>	<b>\$0.00</b>
	13	Help End Abuse Response Team (HEART)	47	HELP END ABUSE RESPONSE TEAM	Completed	CDBG	\$3,456.00	\$3,456.00	\$0.00
		<b>Project Total</b>					<b>\$3,456.00</b>	<b>\$3,456.00</b>	<b>\$0.00</b>
	14	Mohave Deaf Services	48	MOJAVE DEAF SERVICES	Completed	CDBG	\$1,500.00	\$1,500.00	\$0.00
		<b>Project Total</b>					<b>\$1,500.00</b>	<b>\$1,500.00</b>	<b>\$0.00</b>
	15	First Call For Help	49	FIRST CALL FOR HELP	Completed	CDBG	\$4,646.00	\$4,646.00	\$0.00
		<b>Project Total</b>					<b>\$4,646.00</b>	<b>\$4,646.00</b>	<b>\$0.00</b>
	16	Target Area 1 Neighborhood Park Development Project	50	TARGET AREA 1 NEIGHBORHOOD PARK	Completed	CDBG	\$60,215.00	\$60,215.00	\$0.00
		<b>Project Total</b>					<b>\$60,215.00</b>	<b>\$60,215.00</b>	<b>\$0.00</b>

U.S. Department of Housing and Urban Development  
 Office of Community Planning and Development  
 Integrated Disbursement and Information System  
 List of Activities By Program Year And Project  
 APPLE VALLEY,CA

Plan Year	IDIS Project	Project	IDIS Activity ID	Activity Name	Activity Status	Program	Funded Amount	Draw Amount	Balance
2000	17	Lady B Ranch Therapeutic Riding Program	51	LADY B RANCH THERAPEUTIC RIDING PROGRAM	Canceled	CDBG	\$0.00	\$0.00	\$0.00
		<b>Project Total</b>					<b>\$0.00</b>	<b>\$0.00</b>	<b>\$0.00</b>
		<b>Program Total</b>				<b>CDBG</b>	<b>\$382,280.51</b>	<b>\$382,280.51</b>	<b>\$0.00</b>
		<b>2000 Total</b>					<b>\$382,280.51</b>	<b>\$382,280.51</b>	<b>\$0.00</b>
2001	1	Proactive Code Enforcement (TSIP)	64	TOAV PROACTIVE CODE ENFORCEMENT	Completed	CDBG	\$95,530.00	\$95,530.00	\$0.00
		<b>Project Total</b>					<b>\$95,530.00</b>	<b>\$95,530.00</b>	<b>\$0.00</b>
	3	P.O.P. Code Enforcement (TSIP)	63	TOAV POP CODE ENFORCEMENT	Completed	CDBG	\$61,000.00	\$61,000.00	\$0.00
		<b>Project Total</b>					<b>\$61,000.00</b>	<b>\$61,000.00</b>	<b>\$0.00</b>
	4	Operation School Bell	52	OPERATION SCHOOL BELL	Completed	CDBG	\$9,000.00	\$9,000.00	\$0.00
			55	ASSISTANCE LEAGUE OF VICTOR VALLEY	Canceled	CDBG	\$0.00	\$0.00	\$0.00
		<b>Project Total</b>					<b>\$9,000.00</b>	<b>\$9,000.00</b>	<b>\$0.00</b>
	7	Repayment of Section 108 Loan Principal	62	TOAV SECTION 108 LOAN REPAYMENT	Canceled	CDBG	\$0.00	\$0.00	\$0.00
		<b>Project Total</b>					<b>\$0.00</b>	<b>\$0.00</b>	<b>\$0.00</b>
	8	High Desert Domestic Violence Program	53	HIGH DESERT DOMESTIC VIOLENCE	Completed	CDBG	\$10,259.00	\$10,259.00	\$0.00
		<b>Project Total</b>					<b>\$10,259.00</b>	<b>\$10,259.00</b>	<b>\$0.00</b>
	9	Landlord/Tenant Mediation Services	65	IFHMB LANDLORD/TENANT	Completed	CDBG	\$2,681.67	\$2,681.67	\$0.00
		<b>Project Total</b>					<b>\$2,681.67</b>	<b>\$2,681.67</b>	<b>\$0.00</b>
	10	Fair Housing Services	59	INLAND FAIR HOUSING & MEDIATION BOARD	Completed	CDBG	\$8,660.74	\$8,660.74	\$0.00
		<b>Project Total</b>					<b>\$8,660.74</b>	<b>\$8,660.74</b>	<b>\$0.00</b>
	11	High Desert Homeless Services	68	HIGH DESERT HOMELESS SERVICES	Completed	CDBG	\$18,000.00	\$18,000.00	\$0.00
		<b>Project Total</b>					<b>\$18,000.00</b>	<b>\$18,000.00</b>	<b>\$0.00</b>
	12	Hi-Desert Meals on Wheels	56	HIGH DESERT MEALS ON WHEELS	Completed	CDBG	\$13,750.00	\$13,750.00	\$0.00
		<b>Project Total</b>					<b>\$13,750.00</b>	<b>\$13,750.00</b>	<b>\$0.00</b>
	13	First Call for Help	67	VCSC FIRST CALL FOR HELP	Completed	CDBG	\$5,200.00	\$5,200.00	\$0.00
		<b>Project Total</b>					<b>\$5,200.00</b>	<b>\$5,200.00</b>	<b>\$0.00</b>
	14	Mojave Deaf Services	57	MOJAVE DEAF SERVICES	Canceled	CDBG	\$0.00	\$0.00	\$0.00
			66	MOJAVE DEAF SERVICES	Completed	CDBG	\$6,000.00	\$6,000.00	\$0.00
		<b>Project Total</b>					<b>\$6,000.00</b>	<b>\$6,000.00</b>	<b>\$0.00</b>
	15	Supporting Teens At Risk	58	ONE TO ONE MENTORS	Completed	CDBG	\$5,000.00	\$5,000.00	\$0.00
		<b>Project Total</b>					<b>\$5,000.00</b>	<b>\$5,000.00</b>	<b>\$0.00</b>
	16	Catholic Charities Emergency Relief Program	54	CATHOLIC CHARITIES EMERGENCY RELIEF	Completed	CDBG	\$4,154.00	\$4,154.00	\$0.00
		<b>Project Total</b>					<b>\$4,154.00</b>	<b>\$4,154.00</b>	<b>\$0.00</b>
	17	Target Area 2 Residential Street Improvements	61	TOAV TARGET AREA 2/STREET IMPROVEMENTS	Completed	CDBG	\$151,070.00	\$151,070.00	\$0.00
		<b>Project Total</b>					<b>\$151,070.00</b>	<b>\$151,070.00</b>	<b>\$0.00</b>
	18	Target Area 1 Neighborhood Park Improvements	60	TOAV TARGET AREA 1/ PARK IMPROVEMENTS	Completed	CDBG	\$59,000.00	\$59,000.00	\$0.00
		<b>Project Total</b>					<b>\$59,000.00</b>	<b>\$59,000.00</b>	<b>\$0.00</b>
	19	CIVIC CENTER NEIGHBORHOOD PARK	69	CIVIC CENTER NEIGHBORHOOD PARK	Completed	CDBG	\$297,081.00	\$297,081.00	\$0.00



U.S. Department of Housing and Urban Development  
 Office of Community Planning and Development  
 Integrated Disbursement and Information System  
 List of Activities By Program Year And Project  
 APPLE VALLEY,CA

Plan Year	IDIS Project	Project	IDIS Activity ID	Activity Name	Activity Status	Program	Funded Amount	Draw Amount	Balance
2001	19	<b>Project Total</b>					<b>\$297,081.00</b>	<b>\$297,081.00</b>	<b>\$0.00</b>
		<b>Program Total</b>				<b>CDBG</b>	<b>\$746,386.41</b>	<b>\$746,386.41</b>	<b>\$0.00</b>
		<b>2001 Total</b>					<b>\$746,386.41</b>	<b>\$746,386.41</b>	<b>\$0.00</b>
2002	1	Proactive Code Enforcement (TSIP)	78	PROACTIVE CODE ENFORCEMENT (TSIP)	Canceled	CDBG	\$0.00	\$0.00	\$0.00
			83	TOAV PROACTIVE CODE ENFORCEMENT	Completed	CDBG	\$100,000.00	\$100,000.00	\$0.00
		<b>Project Total</b>					<b>\$100,000.00</b>	<b>\$100,000.00</b>	<b>\$0.00</b>
	3	P.O.P. Code Enforcement (TSIP)	81	TOAV POP CODE ENFORCEMENT	Completed	CDBG	\$61,000.00	\$61,000.00	\$0.00
		<b>Project Total</b>					<b>\$61,000.00</b>	<b>\$61,000.00</b>	<b>\$0.00</b>
	4	Operation School Bell	73	ASSISTANCE LEAGUE OF VICTORVILLE	Completed	CDBG	\$9,000.00	\$9,000.00	\$0.00
		<b>Project Total</b>					<b>\$9,000.00</b>	<b>\$9,000.00</b>	<b>\$0.00</b>
	8	High Desert Domestic Violence Program	72	DOMESTIC VIOLENCE OUTREACH CENTER	Completed	CDBG	\$13,750.00	\$13,750.00	\$0.00
		<b>Project Total</b>					<b>\$13,750.00</b>	<b>\$13,750.00</b>	<b>\$0.00</b>
	9	Landlord/Tenant Mediation Services	77	INLAND FAIR HOUSING AND MEDIATION BOARD	Completed	CDBG	\$5,000.00	\$5,000.00	\$0.00
		<b>Project Total</b>					<b>\$5,000.00</b>	<b>\$5,000.00</b>	<b>\$0.00</b>
	10	Fair Housing Services	70	IFHMB	Completed	CDBG	\$11,530.00	\$11,530.00	\$0.00
		<b>Project Total</b>					<b>\$11,530.00</b>	<b>\$11,530.00</b>	<b>\$0.00</b>
	11	High Desert Homeless Services	71	HOMELESS SHELTER PROGRAM	Completed	CDBG	\$18,000.00	\$18,000.00	\$0.00
		<b>Project Total</b>					<b>\$18,000.00</b>	<b>\$18,000.00</b>	<b>\$0.00</b>
	12	Hi-Desert Meals on Wheels	76	MEALS ON WHEELS	Completed	CDBG	\$13,750.00	\$13,750.00	\$0.00
		<b>Project Total</b>					<b>\$13,750.00</b>	<b>\$13,750.00</b>	<b>\$0.00</b>
	13	Victor Valley Community Services Council	74	FIRST CALL FOR HELP	Completed	CDBG	\$5,200.00	\$5,200.00	\$0.00
		<b>Project Total</b>					<b>\$5,200.00</b>	<b>\$5,200.00</b>	<b>\$0.00</b>
	14	Mojave Deaf Services	75	INTERPRETER SERVICES	Completed	CDBG	\$2,694.77	\$2,694.77	\$0.00
		<b>Project Total</b>					<b>\$2,694.77</b>	<b>\$2,694.77</b>	<b>\$0.00</b>
	15	One 2 One Mentors	79	SUPPORTING TEENS AT RISK (STAR)	Completed	CDBG	\$5,000.00	\$5,000.00	\$0.00
		<b>Project Total</b>					<b>\$5,000.00</b>	<b>\$5,000.00</b>	<b>\$0.00</b>
	16	Residential Rehabilitation Loan Program	84	DELIVERY COSTS AND REHABILITATION	Completed	CDBG	\$50,000.00	\$50,000.00	\$0.00
		<b>Project Total</b>					<b>\$50,000.00</b>	<b>\$50,000.00</b>	<b>\$0.00</b>
	17	Target Area 2 (Ottawa Road) Residential Street Improvement	80	TOAV TARGET AREA 2-RES. STREET IMPRVMNT	Completed	CDBG	\$158,850.00	\$158,850.00	\$0.00
		<b>Project Total</b>					<b>\$158,850.00</b>	<b>\$158,850.00</b>	<b>\$0.00</b>
	18	Program Administration	82	CDBG PROGRAM ADMINISTRATION	Completed	CDBG	\$113,800.00	\$113,800.00	\$0.00
			85	CDBG PROGRAM ADMINISTRATION	Canceled	CDBG	\$0.00	\$0.00	\$0.00
		<b>Project Total</b>					<b>\$113,800.00</b>	<b>\$113,800.00</b>	<b>\$0.00</b>
		<b>Program Total</b>				<b>CDBG</b>	<b>\$567,574.77</b>	<b>\$567,574.77</b>	<b>\$0.00</b>
		<b>2002 Total</b>					<b>\$567,574.77</b>	<b>\$567,574.77</b>	<b>\$0.00</b>
2003	1	Proactive Code Enforcement (TSIP)	86	TOAV CODE ENFORCEMENT TSIP	Completed	CDBG	\$100,000.00	\$100,000.00	\$0.00

U.S. Department of Housing and Urban Development  
 Office of Community Planning and Development  
 Integrated Disbursement and Information System  
 List of Activities By Program Year And Project  
 APPLE VALLEY,CA

Plan Year	IDIS Project	Project	IDIS Activity ID	Activity Name	Activity Status	Program	Funded Amount	Draw Amount	Balance
2003	1	<b>Project Total</b>					<b>\$100,000.00</b>	<b>\$100,000.00</b>	<b>\$0.00</b>
	2	Victor Valley Community Services Council	90	VCSC FIRST CALL FOR HELP	Completed	CDBG	\$5,700.00	\$5,700.00	\$0.00
		<b>Project Total</b>					<b>\$5,700.00</b>	<b>\$5,700.00</b>	<b>\$0.00</b>
	3	P.O.P. Code Enforcement (TSIP)	96	POP CODE ENFORCEMENT	Completed	CDBG	\$61,000.00	\$61,000.00	\$0.00
		<b>Project Total</b>					<b>\$61,000.00</b>	<b>\$61,000.00</b>	<b>\$0.00</b>
	4	Operation School Bell	102	ASSISTANCE LEAGUE-OPERATION SCHOOL BELL	Completed	CDBG	\$10,000.00	\$10,000.00	\$0.00
		<b>Project Total</b>					<b>\$10,000.00</b>	<b>\$10,000.00</b>	<b>\$0.00</b>
	6	One 2 One Mentors	94	SUPPORTING TEENS AT RISK (STAR)	Completed	CDBG	\$7,331.25	\$7,331.25	\$0.00
		<b>Project Total</b>					<b>\$7,331.25</b>	<b>\$7,331.25</b>	<b>\$0.00</b>
	7	High Desert Domestic Violence Program	93	SHELTER AND PARENTING CLASSES	Completed	CDBG	\$13,466.00	\$13,466.00	\$0.00
		<b>Project Total</b>					<b>\$13,466.00</b>	<b>\$13,466.00</b>	<b>\$0.00</b>
	8	Landlord/Tenant Mediation Services	88	LANDLORD/TENANT MEDIATION SERVICES	Completed	CDBG	\$4,910.84	\$4,910.84	\$0.00
		<b>Project Total</b>					<b>\$4,910.84</b>	<b>\$4,910.84</b>	<b>\$0.00</b>
	9	Fair Housing Services	87	FAIR HOUSING INLAND FAIR HSG. MEDIATION	Completed	CDBG	\$11,677.00	\$11,677.00	\$0.00
		<b>Project Total</b>					<b>\$11,677.00</b>	<b>\$11,677.00</b>	<b>\$0.00</b>
	10	High Desert Homeless Services	95	HOMELESS SHELTER PROGRAM	Completed	CDBG	\$18,000.00	\$18,000.00	\$0.00
		<b>Project Total</b>					<b>\$18,000.00</b>	<b>\$18,000.00</b>	<b>\$0.00</b>
	11	Hi-Desert Meals on Wheels	91	HI-DESERT MEAL ON WHEELS	Completed	CDBG	\$13,750.00	\$13,750.00	\$0.00
		<b>Project Total</b>					<b>\$13,750.00</b>	<b>\$13,750.00</b>	<b>\$0.00</b>
	12	Residential Rehabilitation Loan Program	97	RESIDENTIAL REHABILITATION LOAN PROGRAM	Completed	CDBG	\$55,044.59	\$55,044.59	\$0.00
		<b>Project Total</b>					<b>\$55,044.59</b>	<b>\$55,044.59</b>	<b>\$0.00</b>
	14	Program Administration	98	PLANNING AND ADMINISTRATION	Completed	CDBG	\$104,263.24	\$104,263.24	\$0.00
			124	ANALYSIS OF IMPEDIMENTS - ADMIN	Canceled	CDBG	\$0.00	\$0.00	\$0.00
		<b>Project Total</b>					<b>\$104,263.24</b>	<b>\$104,263.24</b>	<b>\$0.00</b>
	15	Victor Valley Dental Service Program	104	VICTOR VALLEY DENTAL SERVICE PROGRAM	Canceled	CDBG	\$0.00	\$0.00	\$0.00
		<b>Project Total</b>					<b>\$0.00</b>	<b>\$0.00</b>	<b>\$0.00</b>
	16	San Bernardino County Library Adult Literacy Program	100	LITERACY PROGRAM	Completed	CDBG	\$1,956.75	\$1,956.75	\$0.00
		<b>Project Total</b>					<b>\$1,956.75</b>	<b>\$1,956.75</b>	<b>\$0.00</b>
	17	Catholic Charities Rent and Mortgage Assistance Program	89	EMERGENCY RELIEF - HOUSING ASSISTANCE	Completed	CDBG	\$7,000.00	\$7,000.00	\$0.00
		<b>Project Total</b>					<b>\$7,000.00</b>	<b>\$7,000.00</b>	<b>\$0.00</b>
	18	Yucca Loma Elementary School Lighthouse Project	101	LIGHTHOUSE PROJECT	Completed	CDBG	\$9,599.00	\$9,599.00	\$0.00
		<b>Project Total</b>					<b>\$9,599.00</b>	<b>\$9,599.00</b>	<b>\$0.00</b>
	19	American Red Cross High Desert Chapter	103	FAMILY DISASTER AND RECOVERY PROGRAM	Completed	CDBG	\$360.91	\$360.91	\$0.00
		<b>Project Total</b>					<b>\$360.91</b>	<b>\$360.91</b>	<b>\$0.00</b>
	20	Apple Valley Fire Protection District Safer Homes	92	SAFER HOMES - SMOKE DETECTORS	Completed	CDBG	\$3,000.00	\$3,000.00	\$0.00
		<b>Project Total</b>					<b>\$3,000.00</b>	<b>\$3,000.00</b>	<b>\$0.00</b>

U.S. Department of Housing and Urban Development  
 Office of Community Planning and Development  
 Integrated Disbursement and Information System  
 List of Activities By Program Year And Project  
 APPLE VALLEY,CA

Plan Year	IDIS Project	Project	IDIS Activity ID	Activity Name	Activity Status	Program	Funded Amount	Draw Amount	Balance
2003	21	Town of Apple Valley Park and Recreation Department	99	WELL INSTALLATION AND WATER RIGHTS PUR	Completed	CDBG	\$48,000.00	\$48,000.00	\$0.00
		<b>Project Total</b>					<b>\$48,000.00</b>	<b>\$48,000.00</b>	<b>\$0.00</b>
		<b>Program Total</b>				<b>CDBG</b>	<b>\$475,059.58</b>	<b>\$475,059.58</b>	<b>\$0.00</b>
		<b>2003 Total</b>					<b>\$475,059.58</b>	<b>\$475,059.58</b>	<b>\$0.00</b>
2004	1	PUBLIC SERVICE	105	HI DESERT MEALS ON WHEELS	Canceled	CDBG	\$0.00	\$0.00	\$0.00
		<b>Project Total</b>					<b>\$0.00</b>	<b>\$0.00</b>	<b>\$0.00</b>
	2	HI DESERT MEALS ON WHEELS	106	HI DESERT MEALS ON WHEELS	Completed	CDBG	\$12,000.00	\$12,000.00	\$0.00
		<b>Project Total</b>					<b>\$12,000.00</b>	<b>\$12,000.00</b>	<b>\$0.00</b>
	3	OPERATION SCHOOL BELL - ASSISTANCE LEAGUE OF VV	107	OPERATION SCHOOL BELL - ASST. LEAGUE	Completed	CDBG	\$12,000.00	\$12,000.00	\$0.00
		<b>Project Total</b>					<b>\$12,000.00</b>	<b>\$12,000.00</b>	<b>\$0.00</b>
	4	HIGH DESERT HOMELESS SERVICES	108	HIGH DESERT HOMELESS SERVICES	Completed	CDBG	\$20,600.00	\$20,600.00	\$0.00
		<b>Project Total</b>					<b>\$20,600.00</b>	<b>\$20,600.00</b>	<b>\$0.00</b>
	5	HIGH DESERT DOMESTIC VIOLENCE PROGRAM	109	HIGH DESERT DOMESTIC VIOLENCE PROGRAM	Completed	CDBG	\$15,000.00	\$15,000.00	\$0.00
		<b>Project Total</b>					<b>\$15,000.00</b>	<b>\$15,000.00</b>	<b>\$0.00</b>
	6	CATHOLIC CHARITIES SAN BERNARDINO	110	CATHOLIC CHARITIES SAN BERNARDINO	Completed	CDBG	\$12,350.00	\$12,350.00	\$0.00
		<b>Project Total</b>					<b>\$12,350.00</b>	<b>\$12,350.00</b>	<b>\$0.00</b>
	7	AMERICAN RED CROSS HIGH DESERT CHAPTER	111	AMERICAN RED CROSS HIGH DESERT CHAPTER	Completed	CDBG	\$3,000.00	\$3,000.00	\$0.00
		<b>Project Total</b>					<b>\$3,000.00</b>	<b>\$3,000.00</b>	<b>\$0.00</b>
	8	VICTOR VALLEY DOMESTIC VIOLENCE	112	VICTOR VALLEY DOMESTIC VIOLENCE	Completed	CDBG	\$6,166.50	\$6,166.50	\$0.00
		<b>Project Total</b>					<b>\$6,166.50</b>	<b>\$6,166.50</b>	<b>\$0.00</b>
	9	FAIR HOUSING SERVICES-INLAND MEDIATION & FAIR HOUSING BOARD	113	FAIR HOUSING SERVICES - IFHMB	Completed	CDBG	\$11,674.00	\$11,674.00	\$0.00
		<b>Project Total</b>					<b>\$11,674.00</b>	<b>\$11,674.00</b>	<b>\$0.00</b>
	10	LANDLORD/TENANT MEDIATION SERVICES - IFHMB	114	LANDLORD-TENANT MEDIATION SERVICES IFHMB	Completed	CDBG	\$6,109.00	\$6,109.00	\$0.00
		<b>Project Total</b>					<b>\$6,109.00</b>	<b>\$6,109.00</b>	<b>\$0.00</b>
	11	LADY B RANCH	115	LADY B RANCH	Completed	CDBG	\$2,510.00	\$2,510.00	\$0.00
		<b>Project Total</b>					<b>\$2,510.00</b>	<b>\$2,510.00</b>	<b>\$0.00</b>
	12	SAN BERNARDINO SEXUAL ASSAULT SERVICES	116	SAN BERNARDINO SEXUAL ASSAULT SERVICES	Completed	CDBG	\$4,150.00	\$4,150.00	\$0.00
		<b>Project Total</b>					<b>\$4,150.00</b>	<b>\$4,150.00</b>	<b>\$0.00</b>
	13	RESIDENTIAL REHABILITATION LOAN PROGRAM	117	RESIDENTIAL REHABILITATION LOAN PROGRAM	Completed	CDBG	\$100,000.05	\$100,000.05	\$0.00
		<b>Project Total</b>					<b>\$100,000.05</b>	<b>\$100,000.05</b>	<b>\$0.00</b>
	14	PROACTIVE CODE ENFORCEMENT	118	PROACTIVE CODE ENFORCEMENT	Completed	CDBG	\$100,000.00	\$100,000.00	\$0.00
		<b>Project Total</b>					<b>\$100,000.00</b>	<b>\$100,000.00</b>	<b>\$0.00</b>
	15	P.O.P CODE ENFORCEMENT	119	POP CODE ENFORCEMENT	Completed	CDBG	\$61,000.00	\$61,000.00	\$0.00
			120	POP CODE ENFORCEMENT	Canceled	CDBG	\$0.00	\$0.00	\$0.00
		<b>Project Total</b>					<b>\$61,000.00</b>	<b>\$61,000.00</b>	<b>\$0.00</b>

U.S. Department of Housing and Urban Development  
 Office of Community Planning and Development  
 Integrated Disbursement and Information System  
 List of Activities By Program Year And Project  
 APPLE VALLEY,CA

Plan Year	IDIS Project	Project	IDIS Activity ID	Activity Name	Activity Status	Program	Funded Amount	Draw Amount	Balance
2004	16	CIVIC CENTER PARK - NEIGHBORHOOD	121	CIVIC CENTER NEIGHBORHOOD PARK	Completed	CDBG	\$395,137.00	\$395,137.00	\$0.00
		<b>Project Total</b>					<b>\$395,137.00</b>	<b>\$395,137.00</b>	<b>\$0.00</b>
	17	CDBG PROGRAM ADMINISTRATION	122	PROGRAM ADMINISTRATION SALARIES	Completed	CDBG	\$145,560.64	\$145,560.64	\$0.00
			123	CDBG ADMINISTRATION - MISCELLANEOUS	Canceled	CDBG	\$0.00	\$0.00	\$0.00
		<b>Project Total</b>					<b>\$145,560.64</b>	<b>\$145,560.64</b>	<b>\$0.00</b>
	18	HOME PROGRAM ADMINISTRATION	130	HOME PROGRAM ADMINISTRATION	Completed	HOME	\$72,400.80	\$72,400.80	\$0.00
		<b>Project Total</b>					<b>\$72,400.80</b>	<b>\$72,400.80</b>	<b>\$0.00</b>
	19	APPLE VALLEY - DOWNPAYMENT ASSISTANCE PROGRAM (DAP)	163	R. & A. FALLAGO	Completed	HOME	\$10,798.00	\$10,798.00	\$0.00
			189	A. JR. & M. G. PALACIOS	Completed	HOME	\$47,102.00	\$47,102.00	\$0.00
			190	J., S. & J. BARKDULL	Completed	HOME	\$65,000.00	\$65,000.00	\$0.00
			191	D. TAYLOR/D. PRICE	Completed	HOME	\$62,100.00	\$62,100.00	\$0.00
			192	S. HERNANDEZ/J. SHOOP	Completed	HOME	\$65,000.00	\$65,000.00	\$0.00
		<b>Project Total</b>					<b>\$250,000.00</b>	<b>\$250,000.00</b>	<b>\$0.00</b>
	20	APPLE VALLEY - RESIDENTIAL REHABILITATION LOAN PROGRAM RRLP	164	K & G GARRETT - RRLP	Completed	HOME	\$18,689.00	\$18,689.00	\$0.00
			228	PATRICIA AMADO	Canceled	CDBG	\$0.00	\$0.00	\$0.00
		<b>Project Total</b>					<b>\$18,689.00</b>	<b>\$18,689.00</b>	<b>\$0.00</b>
	21	CHDO FUNDS	171	VICTOR VALLEY DOMESTIC VIOLENCE REHAB	Completed	HOME	\$81,070.00	\$81,070.00	\$0.00
		<b>Project Total</b>					<b>\$81,070.00</b>	<b>\$81,070.00</b>	<b>\$0.00</b>
	22	VICTORVILLE - MORTGAGE ASSISTANCE PROGRAM (MAP)	125	VV CHARLENE BUTTS	Completed	HOME	\$9,008.00	\$9,008.00	\$0.00
			126	PAUL AND VERLENE WARREN	Completed	HOME	\$40,000.00	\$40,000.00	\$0.00
			127	ISRAEL AND DANIELLE GUZMAN	Completed	HOME	\$36,000.00	\$36,000.00	\$0.00
			129	JENNIFER FIELDS	Completed	HOME	\$45,000.00	\$45,000.00	\$0.00
			161	ROBERT L. NOWDEN	Completed	HOME	\$37,811.00	\$37,811.00	\$0.00
		<b>Project Total</b>					<b>\$167,819.00</b>	<b>\$167,819.00</b>	<b>\$0.00</b>
	23	VICTORVILLE - SENIOR HOME REPAIR PROGRAM	128	SHARON K. CANDLER	Completed	HOME	\$4,789.70	\$4,789.70	\$0.00
			134	VIRGINIA CORONA	Completed	HOME	\$10,644.94	\$10,644.94	\$0.00
			135	HELEN KEEVILLE	Completed	HOME	\$6,540.00	\$6,540.00	\$0.00
			136	MARTHA LATIMER	Completed	HOME	\$4,950.00	\$4,950.00	\$0.00
			137	JOSE CERDEIRAS	Completed	HOME	\$7,010.76	\$7,010.76	\$0.00
			138	ELIZA HAW	Completed	HOME	\$5,846.00	\$5,846.00	\$0.00
			139	RAMON NAVARRO	Completed	HOME	\$7,000.00	\$7,000.00	\$0.00
			140	MILDRED BJORNBERG	Completed	HOME	\$6,680.00	\$6,680.00	\$0.00
			141	HILDA O'LARNEY	Completed	HOME	\$7,188.90	\$7,188.90	\$0.00
			142	JOY BURNELL	Completed	HOME	\$7,000.00	\$7,000.00	\$0.00
			143	SHIRLEY STANIFER	Completed	HOME	\$4,362.00	\$4,362.00	\$0.00
			144	CLODOMIRO ROA	Completed	HOME	\$6,380.00	\$6,380.00	\$0.00
			145	EDNA FERNANDEZ	Completed	HOME	\$7,140.00	\$7,140.00	\$0.00
			146	CALVIN WORTHEN	Completed	HOME	\$7,515.57	\$7,515.57	\$0.00

U.S. Department of Housing and Urban Development  
 Office of Community Planning and Development  
 Integrated Disbursement and Information System  
 List of Activities By Program Year And Project  
 APPLE VALLEY,CA

Plan Year	IDIS Project	Project	IDIS Activity ID	Activity Name	Activity Status	Program	Funded Amount	Draw Amount	Balance
2004	23	VICTORVILLE - SENIOR HOME REPAIR PROGRAM	147	ROBERT SLATER	Completed	HOME	\$6,952.13	\$6,952.13	\$0.00
		<b>Project Total</b>					<b>\$100,000.00</b>	<b>\$100,000.00</b>	<b>\$0.00</b>
	24	HPI ACQUISITION FOR AFFORDABLE HOUSING	266	HPI ACQUISITON FOR AFFORDABLE HOUSING	Completed	HOME	\$27,531.20	\$27,531.20	\$0.00
		<b>Project Total</b>					<b>\$27,531.20</b>	<b>\$27,531.20</b>	<b>\$0.00</b>
	25	Residential Rehabilitation Loan Program	297	RRLP Raymond	Canceled	CDBG	\$0.00	\$0.00	\$0.00
		<b>Project Total</b>					<b>\$0.00</b>	<b>\$0.00</b>	<b>\$0.00</b>
		<b>Program Total</b>				<b>CDBG</b>	<b>\$907,257.19</b>	<b>\$907,257.19</b>	<b>\$0.00</b>
						<b>HOME</b>	<b>\$717,510.00</b>	<b>\$717,510.00</b>	<b>\$0.00</b>
		<b>2004 Total</b>					<b>\$1,624,767.19</b>	<b>\$1,624,767.19</b>	<b>\$0.00</b>
2005	1	FAIR HOUSING - IFHMB	131	FAIR HOUSING - IFHMB	Completed	CDBG	\$11,990.00	\$11,990.00	\$0.00
		<b>Project Total</b>					<b>\$11,990.00</b>	<b>\$11,990.00</b>	<b>\$0.00</b>
	2	LANLORD/TENANT SERVICES - IFHMB	132	LANDLORD/TENANT MEDIATION - IFHMB	Completed	CDBG	\$6,707.00	\$6,707.00	\$0.00
		<b>Project Total</b>					<b>\$6,707.00</b>	<b>\$6,707.00</b>	<b>\$0.00</b>
	3	HI DESERT MEALS ON WHEELS	133	HI DESERT MEALS ON WHEELS	Completed	CDBG	\$12,000.00	\$12,000.00	\$0.00
		<b>Project Total</b>					<b>\$12,000.00</b>	<b>\$12,000.00</b>	<b>\$0.00</b>
	4	OPERATION SCHOOL BELL - ASSISTANCE LEAGUE OF VICTOR VALLEY	152	OPERATION SCHOOL BELL-ASSISTANCE LEAGUE	Completed	CDBG	\$12,000.00	\$12,000.00	\$0.00
		<b>Project Total</b>					<b>\$12,000.00</b>	<b>\$12,000.00</b>	<b>\$0.00</b>
	5	HIGH DESERT HOMELESS SERVICES	157	HIGH DESERT HOMELESS PROGRAM	Completed	CDBG	\$17,006.00	\$17,006.00	\$0.00
		<b>Project Total</b>					<b>\$17,006.00</b>	<b>\$17,006.00</b>	<b>\$0.00</b>
	6	HIGH DESERT DOMESTIC VIOLENCE PROGRAM	148	HIGH DESERT DOMESTIC VIOLENCE PROGRAM	Completed	CDBG	\$12,973.64	\$12,973.64	\$0.00
		<b>Project Total</b>					<b>\$12,973.64</b>	<b>\$12,973.64</b>	<b>\$0.00</b>
	7	SAN BERNARDINO COUNTY LIBRARY	153	LITERACY DAY-SB COUNTY LIBRARY	Completed	CDBG	\$5,000.00	\$5,000.00	\$0.00
		<b>Project Total</b>					<b>\$5,000.00</b>	<b>\$5,000.00</b>	<b>\$0.00</b>
	8	CATHOLIC CHARITIES/ SAN BERNARDINO/RIVERSIDE	151	EMERGENCY RELIEF PROGRAM	Completed	CDBG	\$13,000.00	\$13,000.00	\$0.00
		<b>Project Total</b>					<b>\$13,000.00</b>	<b>\$13,000.00</b>	<b>\$0.00</b>
	9	VICTOR VALLEY DOMESTIC VIOLENCE	160	VICTOR VALLEY DOMESTIC VIOLENCE, INC.	Completed	CDBG	\$10,000.00	\$10,000.00	\$0.00
		<b>Project Total</b>					<b>\$10,000.00</b>	<b>\$10,000.00</b>	<b>\$0.00</b>
	10	SAN BERNARDINO SEXUAL ASSAULT SERVICES	154	SB COUNTY SEXUAL ASSAULT SERVICES HD	Completed	CDBG	\$4,000.00	\$4,000.00	\$0.00
		<b>Project Total</b>					<b>\$4,000.00</b>	<b>\$4,000.00</b>	<b>\$0.00</b>
	11	PROACTIVE CODE ENFORCEMENT	149	PROACTIVE CODE ENFORCEMENT	Canceled	CDBG	\$0.00	\$0.00	\$0.00
			150	PROACTIVE CODE ENFORCEMENT	Completed	CDBG	\$100,000.00	\$100,000.00	\$0.00
		<b>Project Total</b>					<b>\$100,000.00</b>	<b>\$100,000.00</b>	<b>\$0.00</b>
	12	P.O.P CODE ENFORCEMENT	170	P.O.P. CODE ENFORCEMENT	Completed	CDBG	\$61,000.00	\$61,000.00	\$0.00
		<b>Project Total</b>					<b>\$61,000.00</b>	<b>\$61,000.00</b>	<b>\$0.00</b>
	13	CIVIC CENTER PARK	159	CIVIC CENTER PARK RESTROOM/SHOWER FACILI	Completed	CDBG	\$250,000.00	\$250,000.00	\$0.00
		<b>Project Total</b>					<b>\$250,000.00</b>	<b>\$250,000.00</b>	<b>\$0.00</b>

U.S. Department of Housing and Urban Development  
 Office of Community Planning and Development  
 Integrated Disbursement and Information System  
 List of Activities By Program Year And Project  
 APPLE VALLEY,CA

Plan Year	IDIS Project	Project	IDIS Activity ID	Activity Name	Activity Status	Program	Funded Amount	Draw Amount	Balance
2005	14	JAMES WOODY PARK COMMUNITY CENTER	172	JAMES WOODY PARK IMPROVEMENTS	Completed	CDBG	\$100,000.00	\$100,000.00	\$0.00
		<b>Project Total</b>					<b>\$100,000.00</b>	<b>\$100,000.00</b>	<b>\$0.00</b>
	15	CDBG PROGRAM ADMINISTRATION	155	CDBG PROGRAM ADMINISTRATION	Completed	CDBG	\$140,455.00	\$140,455.00	\$0.00
			156	CDBG ADMINISTRATION - MISCELLANEOUS	Completed	CDBG	\$1,815.00	\$1,815.00	\$0.00
		<b>Project Total</b>					<b>\$142,270.00</b>	<b>\$142,270.00</b>	<b>\$0.00</b>
	16	ASPHALT OVERLAY KIOWA ROAD FROM BEAR VALLEY TO SITTING BULL	158	ASPHALT OVERLAY	Completed	CDBG	\$177,348.20	\$177,348.20	\$0.00
		<b>Project Total</b>					<b>\$177,348.20</b>	<b>\$177,348.20</b>	<b>\$0.00</b>
	17	HOME PROGRAM ADMINISTRATION	165	AV HOME PROGRAM ADMINISTRATION	Completed	HOME	\$31,050.00	\$31,050.00	\$0.00
		<b>Project Total</b>					<b>\$31,050.00</b>	<b>\$31,050.00</b>	<b>\$0.00</b>
	18	APPLE VALLEY - DOWNPAYMENT ASSISTANCE PROGRAM (DAP)	168	C. QUANT	Completed	HOME	\$33,231.00	\$33,231.00	\$0.00
			193	R & A FALLAGO	Completed	HOME	\$44,202.00	\$44,202.00	\$0.00
			194	L.K. HAVENS	Completed	HOME	\$55,000.00	\$55,000.00	\$0.00
			195	J & M ADAMS	Completed	HOME	\$55,000.00	\$55,000.00	\$0.00
			196	T. & R. MCCULLY	Completed	HOME	\$55,000.00	\$55,000.00	\$0.00
			197	S. RICH	Completed	HOME	\$35,000.00	\$35,000.00	\$0.00
			225	LADAWN K. HAVENS	Canceled	HOME	\$0.00	\$0.00	\$0.00
			226	DOWNPAYMENT ASSISTANCE PROGRAM	Canceled	HOME	\$0.00	\$0.00	\$0.00
			227	PAUL AND ANGELA RUGGLES	Completed	HOME	\$2,219.45	\$2,219.45	\$0.00
		<b>Project Total</b>					<b>\$279,652.45</b>	<b>\$279,652.45</b>	<b>\$0.00</b>
	19	APPLE VALLEY - RESIDENTIAL REHABILITATION LOAN PROGRAM	169	AV RESIDENTIAL REHABILITATION LOAN PRGRM	Canceled	HOME	\$0.00	\$0.00	\$0.00
		<b>Project Total</b>					<b>\$0.00</b>	<b>\$0.00</b>	<b>\$0.00</b>
	20	CHDO FUNDS	187	Happy Trails Villas	Canceled	HOME	\$0.00	\$0.00	\$0.00
			238	HOUSING PARTNERS I	Canceled	HOME	\$0.00	\$0.00	\$0.00
			323	Happy Trails Villas 2	Canceled	HOME	\$0.00	\$0.00	\$0.00
			324	Happy Trails Villas	Completed	HOME	\$582,964.15	\$582,964.15	\$0.00
		<b>Project Total</b>					<b>\$582,964.15</b>	<b>\$582,964.15</b>	<b>\$0.00</b>
	21	VICTORVILLE - MORTGAGE ASSISTANCE PROGRAM (MAP)	166	VV MORTGAGE ASSISTANCE PROGRAM (MAP)	Completed	HOME	\$202,080.00	\$202,080.00	\$0.00
		<b>Project Total</b>					<b>\$202,080.00</b>	<b>\$202,080.00</b>	<b>\$0.00</b>
	22	VICTORVILLE - SENIOR HOME REPAIR PROGRAM (SHRP)	167	VV SENIOR HOME REPAIR PROGRAM (SHRP)	Completed	HOME	\$65,598.19	\$65,598.19	\$0.00
		<b>Project Total</b>					<b>\$65,598.19</b>	<b>\$65,598.19</b>	<b>\$0.00</b>
	23	VICTORVILLE HOME PROGRAM ADMINISTRATION	162	VICTORVILLE HOME PROGRAM ADMINISTRATION	Completed	HOME	\$234.84	\$234.84	\$0.00
		<b>Project Total</b>					<b>\$234.84</b>	<b>\$234.84</b>	<b>\$0.00</b>
	<b>Program Total</b>					<b>CDBG</b>	<b>\$935,294.84</b>	<b>\$935,294.84</b>	<b>\$0.00</b>
						<b>HOME</b>	<b>\$1,161,579.63</b>	<b>\$1,161,579.63</b>	<b>\$0.00</b>

U.S. Department of Housing and Urban Development  
 Office of Community Planning and Development  
 Integrated Disbursement and Information System  
 List of Activities By Program Year And Project  
 APPLE VALLEY,CA

Plan Year	IDIS Project	Project	IDIS Activity ID	Activity Name	Activity Status	Program	Funded Amount	Draw Amount	Balance
2005	<b>2005 Total</b>						<b>\$2,096,874.47</b>	<b>\$2,096,874.47</b>	<b>\$0.00</b>
2006	1	HI DESERT MEALS ON WHEELS	183	HI DESERT MEALS ON WHEELS	Completed	CDBG	\$3,387.58	\$3,387.58	\$0.00
		<b>Project Total</b>					<b>\$3,387.58</b>	<b>\$3,387.58</b>	<b>\$0.00</b>
	2	ASSISTANCE LEAGUE OF VICTOR VALLEY	182	OPERATION SCHOOL BELL	Completed	CDBG	\$9,000.00	\$9,000.00	\$0.00
		<b>Project Total</b>					<b>\$9,000.00</b>	<b>\$9,000.00</b>	<b>\$0.00</b>
	3	HIGH DESERT HOMELESS SERVICES	181	HOMELESS SERVICES	Completed	CDBG	\$15,000.00	\$15,000.00	\$0.00
		<b>Project Total</b>					<b>\$15,000.00</b>	<b>\$15,000.00</b>	<b>\$0.00</b>
	4	HIGH DESERT DOMESTIC VIOLENCE PROGRAM	179	HIGH DESERT DOMESTIC VIOLENCE PROGRAM, I	Completed	CDBG	\$10,404.17	\$10,404.17	\$0.00
		<b>Project Total</b>					<b>\$10,404.17</b>	<b>\$10,404.17</b>	<b>\$0.00</b>
	5	SAN BERNARDINO COUNTY LIBRARY	177	SAN BERNARDINO COUNTY LIBRARY	Completed	CDBG	\$4,500.00	\$4,500.00	\$0.00
		<b>Project Total</b>					<b>\$4,500.00</b>	<b>\$4,500.00</b>	<b>\$0.00</b>
	6	CATHOLIC CHARITIES OF SAN BERNARDINO/RIVERSIDE	175	CATHOLIC CHARITIES SAN BERNARDINO/RIVERS	Completed	CDBG	\$7,855.23	\$7,855.23	\$0.00
		<b>Project Total</b>					<b>\$7,855.23</b>	<b>\$7,855.23</b>	<b>\$0.00</b>
	7	VICTOR VALLEY DOMESTIC VIOLENCE	176	A BETTER WAY - VICTOR VALLEY DOMESTIC	Completed	CDBG	\$8,000.00	\$8,000.00	\$0.00
		<b>Project Total</b>					<b>\$8,000.00</b>	<b>\$8,000.00</b>	<b>\$0.00</b>
	8	INLAND MEDIATION AND FAIR HOUSING BOARD - FAIR HOUSING	173	LANDLORD-TENANT MEDIATION - IFHMB	Completed	CDBG	\$6,637.00	\$6,637.00	\$0.00
			174	FAIR HOUSING - IFHMB	Completed	CDBG	\$12,000.00	\$12,000.00	\$0.00
		<b>Project Total</b>					<b>\$18,637.00</b>	<b>\$18,637.00</b>	<b>\$0.00</b>
	10	SAN BERNARDINO SEXUAL ASSAULT SERVICES	178	SAN BERNARDINO COUNTY SEXUAL ASSAULT SER	Completed	CDBG	\$3,499.98	\$3,499.98	\$0.00
		<b>Project Total</b>					<b>\$3,499.98</b>	<b>\$3,499.98</b>	<b>\$0.00</b>
	11	MOJAVE DEAF SERVICES	184	INTERPRETER SERVICES FOR THE DEAF	Completed	CDBG	\$2,000.00	\$2,000.00	\$0.00
		<b>Project Total</b>					<b>\$2,000.00</b>	<b>\$2,000.00</b>	<b>\$0.00</b>
	12	ONE 2 ONE	180	STAR - ONE 2 ONE MENTORS, INC.	Completed	CDBG	\$5,000.00	\$5,000.00	\$0.00
		<b>Project Total</b>					<b>\$5,000.00</b>	<b>\$5,000.00</b>	<b>\$0.00</b>
	13	CIVIC CENTER NEIGHBORHOOD PARK	198	CIVIC CENTER PARK RECREATIONAL FACILITIE	Completed	CDBG	\$620,763.00	\$620,763.00	\$0.00
		<b>Project Total</b>					<b>\$620,763.00</b>	<b>\$620,763.00</b>	<b>\$0.00</b>
	14	CDBG PROGRAM ADMINISTRATION	185	CDBG PROGRAM ADMINISTRATION - SALARIES	Completed	CDBG	\$125,975.76	\$125,975.76	\$0.00
			186	CDBG PROGRAM ADMINISTRATION - MISCELLANE	Completed	CDBG	\$1,124.00	\$1,124.00	\$0.00
		<b>Project Total</b>					<b>\$127,099.76</b>	<b>\$127,099.76</b>	<b>\$0.00</b>
	15	HOME PROGRAM ADMINISTRATION	237	APPLE VALLEY HOME ADMINISTRATION	Completed	HOME	\$53,025.00	\$53,025.00	\$0.00
		<b>Project Total</b>					<b>\$53,025.00</b>	<b>\$53,025.00</b>	<b>\$0.00</b>
	16	APPLE VALLEY - DOWNPAYMENT ASSISTANCE PROGRAM (DAP)	243	DOWNPAYMENT ASSISTANCE PROGRAM	Completed	HOME	\$40,000.00	\$40,000.00	\$0.00
		<b>Project Total</b>					<b>\$40,000.00</b>	<b>\$40,000.00</b>	<b>\$0.00</b>
	17	APPLE VALLEY - RESIDENTIAL REHABILITATION LOAN PROGRAM RRLP	240	RESIDENTIAL REHABILITATION LOAN PROGRAM	Completed	HOME	\$198,240.00	\$198,240.00	\$0.00
		<b>Project Total</b>					<b>\$198,240.00</b>	<b>\$198,240.00</b>	<b>\$0.00</b>

U.S. Department of Housing and Urban Development  
 Office of Community Planning and Development  
 Integrated Disbursement and Information System  
 List of Activities By Program Year And Project  
 APPLE VALLEY,CA

Plan Year	IDIS Project	Project	IDIS Activity ID	Activity Name	Activity Status	Program	Funded Amount	Draw Amount	Balance
2006	18	Apple Valley Happy Trails Villas/CHDO	188	HPI ACQUISITION 2	Canceled	HOME	\$0.00	\$0.00	\$0.00
			336	Apple Valley Happy Trails Villas	Canceled	HOME	\$0.00	\$0.00	\$0.00
		<b>Project Total</b>					<b>\$0.00</b>	<b>\$0.00</b>	<b>\$0.00</b>
	19	VICTORVILLE - MORTGAGE ASSISTANCE PROGRAM (MAP)	241	VICTORVILLE MORTGAGE ASSISTANCE PROGRAM	Completed	HOME	\$216,132.76	\$216,132.76	\$0.00
		<b>Project Total</b>					<b>\$216,132.76</b>	<b>\$216,132.76</b>	<b>\$0.00</b>
	20	VICTORVILLE - SENIOR HOME REPAIR PROGRAM (SHRP)	236	SENIOR HOME REPAIR PROGRAM	Completed	HOME	\$30,562.24	\$30,562.24	\$0.00
		<b>Project Total</b>					<b>\$30,562.24</b>	<b>\$30,562.24</b>	<b>\$0.00</b>
	21	VICTORVILLE - HOME PROGRAM ADMINISTRATION	242	VICTORVILLE HOME ADMINISTRATION	Canceled	HOME	\$0.00	\$0.00	\$0.00
		<b>Project Total</b>					<b>\$0.00</b>	<b>\$0.00</b>	<b>\$0.00</b>
	<b>Program Total</b>						<b>CDBG</b>	<b>\$835,146.72</b>	<b>\$835,146.72</b>
<b>Program Total</b>						<b>HOME</b>	<b>\$537,960.00</b>	<b>\$537,960.00</b>	<b>\$0.00</b>
<b>2006 Total</b>							<b>\$1,373,106.72</b>	<b>\$1,373,106.72</b>	<b>\$0.00</b>
2007	1	SAN BERNARDINO COUNTY LIBRARY LITERACY DAY	199	LITERACY PROGRAM	Completed	CDBG	\$5,000.00	\$5,000.00	\$0.00
		<b>Project Total</b>					<b>\$5,000.00</b>	<b>\$5,000.00</b>	<b>\$0.00</b>
	2	VICTOR VALLEY DOMESTIC VIOLENCE	200	VICTOR VALLEY DOMESTIC VIOLENCE	Completed	CDBG	\$10,000.00	\$10,000.00	\$0.00
		<b>Project Total</b>					<b>\$10,000.00</b>	<b>\$10,000.00</b>	<b>\$0.00</b>
	3	HI-DESERT MEALS ON WHEELS	201	HI-DESERT MEALS ON WHEELS	Canceled	CDBG	\$0.00	\$0.00	\$0.00
		<b>Project Total</b>					<b>\$0.00</b>	<b>\$0.00</b>	<b>\$0.00</b>
	4	HIGH DESERT HOMELESS SERVICES	202	HIGH DESERT HOMELESS SERVICES	Completed	CDBG	\$15,000.00	\$15,000.00	\$0.00
		<b>Project Total</b>					<b>\$15,000.00</b>	<b>\$15,000.00</b>	<b>\$0.00</b>
	5	HIGH DESERT DOMESTIC VIOLENCE	203	HIGH DESERT DOMESTIC VIOLENCE	Canceled	CDBG	\$0.00	\$0.00	\$0.00
			204	HIGH DESERT DOMESTIC VIOLENCE	Canceled	CDBG	\$0.00	\$0.00	\$0.00
			205	HIGH DESERT DOMESTIC VIOLENCE	Canceled	CDBG	\$0.00	\$0.00	\$0.00
			206	HIGH DESERT DOMESTIC VIOLENCE	Completed	CDBG	\$5,000.00	\$5,000.00	\$0.00
	<b>Project Total</b>					<b>\$5,000.00</b>	<b>\$5,000.00</b>	<b>\$0.00</b>	
6	ASSISTANCE LEAGUE OPERATION SCHOOL BELL	207	ASSISTANCE LEAGUE OF VICTOR VALLEY	Canceled	CDBG	\$0.00	\$0.00	\$0.00	
		208	ASSISTANCE LEAGUE OPERATION SCHOOL BELL	Canceled	CDBG	\$0.00	\$0.00	\$0.00	
		209	ASSISTANCE LEAGUE OPERATION SCHOOL BELL	Completed	CDBG	\$10,000.00	\$10,000.00	\$0.00	
<b>Project Total</b>					<b>\$10,000.00</b>	<b>\$10,000.00</b>	<b>\$0.00</b>		
7	INLAND FAIR HOUSING & MEDIATION BOARD FAIR HOUSING	210	FAIR HOUSING SERVICES	Completed	CDBG	\$11,985.20	\$11,985.20	\$0.00	
	<b>Project Total</b>					<b>\$11,985.20</b>	<b>\$11,985.20</b>	<b>\$0.00</b>	
8	INLAND FAIR HOUSING & MEDIATION BOARD/LANDLORD TENANT	211	LANDLORD-TENANT MEDIATION	Completed	CDBG	\$5,996.18	\$5,996.18	\$0.00	
	<b>Project Total</b>					<b>\$5,996.18</b>	<b>\$5,996.18</b>	<b>\$0.00</b>	



U.S. Department of Housing and Urban Development  
 Office of Community Planning and Development  
 Integrated Disbursement and Information System  
 List of Activities By Program Year And Project  
 APPLE VALLEY,CA

Plan Year	IDIS Project	Project	IDIS Activity ID	Activity Name	Activity Status	Program	Funded Amount	Draw Amount	Balance
2007	9	SAN BDNO CO. SEXUAL ASSAULT PROGRAM	212	SAN BDNO. CO. SEXUAL ASSAULT SERVICES	Completed	CDBG	\$4,000.00	\$4,000.00	\$0.00
		<b>Project Total</b>					<b>\$4,000.00</b>	<b>\$4,000.00</b>	<b>\$0.00</b>
	10	HIGH DESERT RESOURCE NETWORK MEMBERSHIP SCHOLARSHIP PRG.	213	HIGH DESERT RESOURCE NETWORK	Completed	CDBG	\$2,000.00	\$2,000.00	\$0.00
		<b>Project Total</b>					<b>\$2,000.00</b>	<b>\$2,000.00</b>	<b>\$0.00</b>
	11	ONE 2 ONE MENTORS SUPPORTING TEENS AT RISK	214	ONE 2 ONE MENTORS S.T.A.R.	Completed	CDBG	\$5,000.00	\$5,000.00	\$0.00
		<b>Project Total</b>					<b>\$5,000.00</b>	<b>\$5,000.00</b>	<b>\$0.00</b>
	12	MOJAVE DEAF SERVICES SELF-ADVOCACY INDEPENDENT LIVING SKILLS	215	MOJAVE DEAF SERVICES	Completed	CDBG	\$5,000.00	\$5,000.00	\$0.00
		<b>Project Total</b>					<b>\$5,000.00</b>	<b>\$5,000.00</b>	<b>\$0.00</b>
	13	CATHOLIC CHARITIES/EMERGENCY RENTAL/MORTGAGE ASST. PROGRAM	216	CATHOLIC CHARITIES RENT/MORTGAGE ASST.	Completed	CDBG	\$7,989.90	\$7,989.90	\$0.00
		<b>Project Total</b>					<b>\$7,989.90</b>	<b>\$7,989.90</b>	<b>\$0.00</b>
	14	DAKOTA/ALTA DENA ROADS PAVING PROJECT	217	DAKOTA/ALTADENA ROADS PAVING PROJECT	Completed	CDBG	\$465,834.52	\$465,834.52	\$0.00
		<b>Project Total</b>					<b>\$465,834.52</b>	<b>\$465,834.52</b>	<b>\$0.00</b>
	15	CDBG ADMINISTRATION	218	0	Canceled	CDBG	\$0.00	\$0.00	\$0.00
			219	CDBG ADMINISTRATION	Canceled	CDBG	\$0.00	\$0.00	\$0.00
			220	CDBG ADMINISTRATION	Canceled	CDBG	\$0.00	\$0.00	\$0.00
			223	CDBG ADMINISTRATION	Completed	CDBG	\$129,431.00	\$129,431.00	\$0.00
		<b>Project Total</b>					<b>\$129,431.00</b>	<b>\$129,431.00</b>	<b>\$0.00</b>
	16	HOME ADMINISTRATION	221	HOME ADMINISTRATION	Completed	HOME	\$53,100.00	\$53,100.00	\$0.00
			224	HOME ADMINISTRATION	Canceled	CDBG	\$0.00	\$0.00	\$0.00
		<b>Project Total</b>					<b>\$53,100.00</b>	<b>\$53,100.00</b>	<b>\$0.00</b>
	17	DOWNPAYMENT ASSISTANCE PROGRAM (DAP)	222	DOWNPAYMENT ASSISTANCE PROGRAM (DAP)	Canceled	HOME	\$0.00	\$0.00	\$0.00
			234	DOWNPAYMENT ASSISTANCE PROGRAM (AV)	Completed	HOME	\$201,875.60	\$201,875.60	\$0.00
		<b>Project Total</b>					<b>\$201,875.60</b>	<b>\$201,875.60</b>	<b>\$0.00</b>
	18	CHDO FUNDS	229	HPI ACQUISITION 3	Canceled	HOME	\$0.00	\$0.00	\$0.00
			235	HPI ACQUISITION II	Canceled	HOME	\$0.00	\$0.00	\$0.00
		<b>Project Total</b>					<b>\$0.00</b>	<b>\$0.00</b>	<b>\$0.00</b>
	19	VICTORVILLE HOME ADMINISTRATION	230	VICTORVILLE HOME ADMINISTRATION	Completed	HOME	\$21,900.00	\$21,900.00	\$0.00
		<b>Project Total</b>					<b>\$21,900.00</b>	<b>\$21,900.00</b>	<b>\$0.00</b>
	22	VICTORVILLE SENIOR HOME REPAIR PROGRAM	231	VICTORVILLE SENIOR HOME REPAIR PROGRAM	Canceled	CDBG	\$0.00	\$0.00	\$0.00
			232	VICTORVILLE SENIOR HOME REPAIR PROGRAM	Completed	HOME	\$268,376.00	\$268,376.00	\$0.00
		<b>Project Total</b>					<b>\$268,376.00</b>	<b>\$268,376.00</b>	<b>\$0.00</b>
	25	DOWNPAYMENT ASSISTANCE PROGRAM DAP (AV)	233	DOWNPAYMENT ASSISTANCE PROGRAM	Canceled	CDBG	\$0.00	\$0.00	\$0.00
		<b>Project Total</b>					<b>\$0.00</b>	<b>\$0.00</b>	<b>\$0.00</b>
	27	AMERICAN DREAM DOWNPAYMENT INITIATIVE (ADDI)	239	ADDI	Completed	HOME	\$9,903.00	\$9,903.00	\$0.00

U.S. Department of Housing and Urban Development  
 Office of Community Planning and Development  
 Integrated Disbursement and Information System  
 List of Activities By Program Year And Project  
 APPLE VALLEY,CA

Plan Year	IDIS Project	Project	IDIS Activity ID	Activity Name	Activity Status	Program	Funded Amount	Draw Amount	Balance
2007	27	<b>Project Total</b>					<b>\$9,903.00</b>	<b>\$9,903.00</b>	<b>\$0.00</b>
	28	Apple Valley Happy Trails Villas/CHDO Funds	327	CHDO Activity	Canceled	HOME	\$0.00	\$0.00	\$0.00
			337	Apple Valley Happy Trails Villas	Canceled	HOME	\$0.00	\$0.00	\$0.00
		<b>Project Total</b>					<b>\$0.00</b>	<b>\$0.00</b>	<b>\$0.00</b>
		<b>Program Total</b>				<b>CDBG</b>	<b>\$682,236.80</b>	<b>\$682,236.80</b>	<b>\$0.00</b>
						<b>HOME</b>	<b>\$555,154.60</b>	<b>\$555,154.60</b>	<b>\$0.00</b>
		<b>2007 Total</b>					<b>\$1,237,391.40</b>	<b>\$1,237,391.40</b>	<b>\$0.00</b>
2008	1	SAN BERNARDINO COUNTY LIBRARY LITERACY DAY	244	SAN BDNO. CO. LIBRARY LITERACY PROGRAM	Completed	CDBG	\$5,000.00	\$5,000.00	\$0.00
		<b>Project Total</b>					<b>\$5,000.00</b>	<b>\$5,000.00</b>	<b>\$0.00</b>
	2	VICTOR VALLEY DOMESTIC VIOLENCE	245	VICTOR VALLEY DOMESTIC VIOLENCE	Completed	CDBG	\$10,000.00	\$10,000.00	\$0.00
		<b>Project Total</b>					<b>\$10,000.00</b>	<b>\$10,000.00</b>	<b>\$0.00</b>
	3	ASSISTANCE LEAGUE/OPERATION SCHOOL BELL	246	ASSISTANCE LEAGUE/OPERATION SCHOOL BELL	Completed	CDBG	\$10,000.00	\$10,000.00	\$0.00
		<b>Project Total</b>					<b>\$10,000.00</b>	<b>\$10,000.00</b>	<b>\$0.00</b>
	4	SAN BERNARDINO SEXUAL ASSAULT SERVICES	247	SAN BERNARDINO SEXUAL ASSAULT SERVICES	Completed	CDBG	\$6,000.00	\$6,000.00	\$0.00
		<b>Project Total</b>					<b>\$6,000.00</b>	<b>\$6,000.00</b>	<b>\$0.00</b>
	5	HIGH DESERT HOMELESS SERVICES	248	HIGH DESERT HOMELESS SERVICES	Completed	CDBG	\$15,000.00	\$15,000.00	\$0.00
		<b>Project Total</b>					<b>\$15,000.00</b>	<b>\$15,000.00</b>	<b>\$0.00</b>
	6	IFHMB FAIR HOUSING SERVICES	249	IFHMB - FAIR HOUSING SERVICES	Completed	CDBG	\$17,431.00	\$17,431.00	\$0.00
		<b>Project Total</b>					<b>\$17,431.00</b>	<b>\$17,431.00</b>	<b>\$0.00</b>
	7	IFHMB - LANDLORD TENANT MEDIATION	250	IFHMB - LANDLORD TENANT MEDIATION	Completed	CDBG	\$10,336.00	\$10,336.00	\$0.00
			251	ONE 2 ONE MENTORS S.T.A.R.	Completed	CDBG	\$5,000.00	\$5,000.00	\$0.00
		<b>Project Total</b>					<b>\$15,336.00</b>	<b>\$15,336.00</b>	<b>\$0.00</b>
	9	ST. JOHN OF GOD HEALTHCARE SERVICES	252	ST. JOHN OF GOD HEALTHCARE SERVICES	Completed	CDBG	\$4,600.00	\$4,600.00	\$0.00
		<b>Project Total</b>					<b>\$4,600.00</b>	<b>\$4,600.00</b>	<b>\$0.00</b>
	10	MOSES HOUSE MINISTRIES	253	MOSES HOUSE MINISTRIES	Completed	CDBG	\$4,753.00	\$4,753.00	\$0.00
		<b>Project Total</b>					<b>\$4,753.00</b>	<b>\$4,753.00</b>	<b>\$0.00</b>
	11	MOJAVE DEAF SERVICES	254	MOJAVE DEAF SERVICES	Completed	CDBG	\$2,722.83	\$2,722.83	\$0.00
		<b>Project Total</b>					<b>\$2,722.83</b>	<b>\$2,722.83</b>	<b>\$0.00</b>
	12	CDBG ADMINISTRATION	255	CDBG ADMINISTRATION	Completed	CDBG	\$84,874.19	\$84,874.19	\$0.00
		<b>Project Total</b>					<b>\$84,874.19</b>	<b>\$84,874.19</b>	<b>\$0.00</b>
	13	RRLP PROGRAM ADMINISTRATION	256	RRLP PROGRAM ADMINISTRATION	Completed	CDBG	\$30,000.00	\$30,000.00	\$0.00
		<b>Project Total</b>					<b>\$30,000.00</b>	<b>\$30,000.00</b>	<b>\$0.00</b>
	14	HOME ADMINISTRATION	257	AV HOME ADMINISTRATION	Completed	HOME	\$40,640.60	\$40,640.60	\$0.00
		<b>Project Total</b>					<b>\$40,640.60</b>	<b>\$40,640.60</b>	<b>\$0.00</b>
	15	APPLE VALLEY RESIDENTIAL REHABILITATION LOAN PROGRAM	258	RESIDENTIAL REHABILITATION LOAN PROGRAM	Completed	CDBG	\$380,023.00	\$380,023.00	\$0.00
		<b>Project Total</b>					<b>\$380,023.00</b>	<b>\$380,023.00</b>	<b>\$0.00</b>

U.S. Department of Housing and Urban Development  
 Office of Community Planning and Development  
 Integrated Disbursement and Information System  
 List of Activities By Program Year And Project  
 APPLE VALLEY,CA

Plan Year	IDIS Project	Project	IDIS Activity ID	Activity Name	Activity Status	Program	Funded Amount	Draw Amount	Balance
2008	16	SENIOR NEW CONSTRUCTION RENTAL PROJECT (CHDO)	259	SENIOR NEW CONST. RENTAL PROJECT (CHDO)	Canceled	HOME	\$0.00	\$0.00	\$0.00
		<b>Project Total</b>					<b>\$0.00</b>	<b>\$0.00</b>	<b>\$0.00</b>
	17	VICTORVILLE HOME ADMINISTRATION	260	VICTORVILLE HOME ADMINISTRATION	Completed	HOME	\$21,911.00	\$21,911.00	\$0.00
		<b>Project Total</b>					<b>\$21,911.00</b>	<b>\$21,911.00</b>	<b>\$0.00</b>
	18	CITY OF VICTORVILLE SENIOR HOME REPAIR PROGRAM	261	VICTORVILLE SENIOR HOME REPAIR PROGRAM	Completed	HOME	\$201,667.00	\$201,667.00	\$0.00
		<b>Project Total</b>					<b>\$201,667.00</b>	<b>\$201,667.00</b>	<b>\$0.00</b>
	19	CITY OF VICTORVILLE OWNER OCCUPIED REHABILITATION	262	VICTORVILLE OWNER OCCUPIED REHAB	Canceled	HOME	\$0.00	\$0.00	\$0.00
			358	Martinez, Linda	Canceled	HOME	\$0.00	\$0.00	\$0.00
			359	Davis, M.	Canceled	HOME	\$0.00	\$0.00	\$0.00
			360	Straub, Elizabeth	Canceled	HOME	\$0.00	\$0.00	\$0.00
			475	Vasquez, Brenda	Canceled	HOME	\$0.00	\$0.00	\$0.00
		<b>Project Total</b>					<b>\$0.00</b>	<b>\$0.00</b>	<b>\$0.00</b>
	20	CITY OF VICTORVILLE MORTGAGE ASSISTANCE PROGRAM	263	VICTORVILLE MORTGAGE ASSISTANCE PROGRAM	Completed	HOME	\$60,000.00	\$60,000.00	\$0.00
		<b>Project Total</b>					<b>\$60,000.00</b>	<b>\$60,000.00</b>	<b>\$0.00</b>
	21	Apple Valley Happy Trails Villas/CHDO FUNDS	264	CHDO FUNDS/HOUSING PARTNERS I	Canceled	HOME	\$0.00	\$0.00	\$0.00
			338	Apple Valley Happy Trails Villas	Canceled	HOME	\$0.00	\$0.00	\$0.00
		<b>Project Total</b>					<b>\$0.00</b>	<b>\$0.00</b>	<b>\$0.00</b>
	22	APPLE VALLEY HOME ADDI	265	DOWNPAYMENT ASSISTANCE PROGRAM (ADDI)	Canceled	HOME	\$0.00	\$0.00	\$0.00
			385	DOWNPAYMENT ASSISTANCE PROGRAM (ADDI)	Completed	HOME	\$4,001.00	\$4,001.00	\$0.00
		<b>Project Total</b>					<b>\$4,001.00</b>	<b>\$4,001.00</b>	<b>\$0.00</b>
	23	CHDO Funds	328	CHDO Activity	Canceled	HOME	\$0.00	\$0.00	\$0.00
		<b>Project Total</b>					<b>\$0.00</b>	<b>\$0.00</b>	<b>\$0.00</b>
		<b>Program Total</b>				<b>CDBG</b>	<b>\$585,740.02</b>	<b>\$585,740.02</b>	<b>\$0.00</b>
						<b>HOME</b>	<b>\$328,219.60</b>	<b>\$328,219.60</b>	<b>\$0.00</b>
		<b>2008 Total</b>					<b>\$913,959.62</b>	<b>\$913,959.62</b>	<b>\$0.00</b>
2009	1	HOME	267	Victorville HOME Administration	Completed	HOME	\$20,320.00	\$20,320.00	\$0.00
			268	Victorville Senior HOME Repair Program	Canceled	HOME	\$0.00	\$0.00	\$0.00
			269	Victorville Owner Occupied Rehabilitation	Canceled	HOME	\$0.00	\$0.00	\$0.00
			270	Victorville Mortgage Assistance Program	Canceled	HOME	\$0.00	\$0.00	\$0.00
			271	Victorville Acquisiton Rehab and Resale	Canceled	HOME	\$0.00	\$0.00	\$0.00
			272	Apple Valley CHDO/Senior New Construction	Canceled	HOME	\$0.00	\$0.00	\$0.00
			273	Apple Valley Residential Rehabilitation Loan Program	Canceled	HOME	\$0.00	\$0.00	\$0.00
			274	Apple Valley HOME Administration	Completed	HOME	\$49,233.70	\$49,233.70	\$0.00
			330	Conroy, J.	Completed	HOME	\$12,058.54	\$12,058.54	\$0.00
			352	RRLP	Completed	HOME	\$22,148.46	\$22,148.46	\$0.00

U.S. Department of Housing and Urban Development  
 Office of Community Planning and Development  
 Integrated Disbursement and Information System  
 List of Activities By Program Year And Project  
 APPLE VALLEY,CA

Plan Year	IDIS Project	Project	IDIS Activity ID	Activity Name	Activity Status	Program	Funded Amount	Draw Amount	Balance
2009	1	HOME	417	Jose and Dometilia Otero	Completed	CDBG	\$9,623.22	\$9,623.22	\$0.00
						HOME	\$11,671.96	\$11,671.96	\$0.00
		<b>Project Total</b>					<b>\$125,055.88</b>	<b>\$125,055.88</b>	<b>\$0.00</b>
	2	CDBG	275	CDBG Administration	Completed	CDBG	\$116,527.97	\$116,527.97	\$0.00
			276	Moses House Ministries	Completed	CDBG	\$3,944.46	\$3,944.46	\$0.00
			277	One 2 One Mentors	Completed	CDBG	\$3,944.46	\$3,944.46	\$0.00
			278	Apple Valley Christian Care Center	Completed	CDBG	\$5,424.78	\$5,424.78	\$0.00
			279	Assistance League/Operation School Bell	Completed	CDBG	\$7,888.92	\$7,888.92	\$0.00
			280	Landlord Tenant Mediation	Completed	CDBG	\$8,180.02	\$8,180.02	\$0.00
			281	Fair Housing	Completed	CDBG	\$13,680.97	\$13,680.97	\$0.00
			282	High Desert Homeless Services	Completed	CDBG	\$7,888.92	\$7,888.92	\$0.00
			283	Catholic Charities	Completed	CDBG	\$12,727.06	\$12,727.06	\$0.00
			284	Apple Valley Police Activities League	Completed	CDBG	\$7,888.92	\$7,888.92	\$0.00
			285	San Bernardino County Library	Completed	CDBG	\$3,944.46	\$3,944.46	\$0.00
			286	San Bernardino County Sexual Assault Services	Completed	CDBG	\$4,733.35	\$4,733.35	\$0.00
			287	St. John of God Healthcare Services	Completed	CDBG	\$3,944.46	\$3,944.46	\$0.00
			288	Victor Valley Domestic Violence	Completed	CDBG	\$11,833.38	\$11,833.38	\$0.00
			289	Apple Valley Residential Rehabilitation Loan Program	Canceled	CDBG	\$0.00	\$0.00	\$0.00
			290	James Woody Community Center	Completed	CDBG	\$21,000.00	\$21,000.00	\$0.00
			291	Mendel Park Shade Structure	Completed	CDBG	\$29,656.13	\$29,656.13	\$0.00
			292	Corwin Park Shade Structure	Completed	CDBG	\$29,877.61	\$29,877.61	\$0.00
			293	Thunderbird Park Shade Structure Replacement	Completed	CDBG	\$30,000.00	\$30,000.00	\$0.00
			294	Village Neighborhood Improvement Project	Completed	CDBG	\$207,247.00	\$207,247.00	\$0.00
		<b>Project Total</b>					<b>\$530,332.87</b>	<b>\$530,332.87</b>	<b>\$0.00</b>
	3	Apple Valley CDBG Residential Rehabilitaion Loan Program	298	22020 Nisqually #75	Canceled	CDBG	\$0.00	\$0.00	\$0.00
			299	Thompson, George and Rhona	Completed	CDBG	\$22,426.16	\$22,426.16	\$0.00
			300	Haaser, Kim	Completed	CDBG	\$21,026.83	\$21,026.83	\$0.00
			301	Clinedinst, Dale and Marie	Completed	CDBG	\$9,918.66	\$9,918.66	\$0.00
			302	Davie, Harold	Completed	CDBG	\$20,507.66	\$20,507.66	\$0.00
			331	Conroy, J.	Completed	CDBG	\$10,697.79	\$10,697.79	\$0.00
			332	Miller, M.	Completed	CDBG	\$6,788.00	\$6,788.00	\$0.00
			344	Spoehr Walter	Completed	CDBG	\$12,626.47	\$12,626.47	\$0.00
			345	Porter, Cynthia	Completed	CDBG	\$3,713.42	\$3,713.42	\$0.00
			347	Thomas, Geraldine	Completed	CDBG	\$6,441.70	\$6,441.70	\$0.00
			411	Turner, William and Sue	Completed	CDBG	\$11,108.57	\$11,108.57	\$0.00
			412	Clearwater, Linda	Completed	CDBG	\$20,607.46	\$20,607.46	\$0.00
		<b>Project Total</b>					<b>\$145,862.72</b>	<b>\$145,862.72</b>	<b>\$0.00</b>
	4	Apple Valley HOME Residential Rehabilitation Loan Program	303	Crider, Freda	Completed	HOME	\$14,076.08	\$14,076.08	\$0.00
			333	Miller, M.	Completed	HOME	\$9,847.58	\$9,847.58	\$0.00

U.S. Department of Housing and Urban Development  
 Office of Community Planning and Development  
 Integrated Disbursement and Information System  
 List of Activities By Program Year And Project  
 APPLE VALLEY,CA

Plan Year	IDIS Project	Project	IDIS Activity ID	Activity Name	Activity Status	Program	Funded Amount	Draw Amount	Balance			
2009	4	Apple Valley HOME Residential Rehabilitation Loan Program	334	RRLP	Completed	HOME	\$22,394.16	\$22,394.16	\$0.00			
			335	RRLP	Completed	HOME	\$19,923.41	\$19,923.41	\$0.00			
			346	Porter, Cynthia	Completed	HOME	\$18,745.54	\$18,745.54	\$0.00			
			348	Azzari, Kathy	Completed	CDBG	\$21,380.46	\$21,380.46	\$0.00			
			349	Stevens, Fred and Tracey	Completed	CDBG	\$21,113.42	\$21,113.42	\$0.00			
			350	Collins, Gary and Kari	Completed	CDBG	\$20,727.42	\$20,727.42	\$0.00			
			351	Lambert, Terry	Completed	HOME	\$21,715.42	\$21,715.42	\$0.00			
			388	Munger	Completed	HOME	\$16,914.92	\$16,914.92	\$0.00			
			389	Choy	Completed	HOME	\$21,918.96	\$21,918.96	\$0.00			
			390	Ferrante	Completed	HOME	\$21,445.96	\$21,445.96	\$0.00			
		<b>Project Total</b>					<b>\$230,203.33</b>	<b>\$230,203.33</b>	<b>\$0.00</b>			
		5	Victorville Senior Home Repair Program	362	Victorville SHRP	Completed	HOME	\$8,856.00	\$8,856.00	\$0.00		
	363			Victorville SHRP	Completed	HOME	\$12,075.00	\$12,075.00	\$0.00			
	364			Victorville SHRP	Completed	HOME	\$10,243.00	\$10,243.00	\$0.00			
	365			Victorville SHRP	Completed	HOME	\$10,235.00	\$10,235.00	\$0.00			
	366			Victorville SHRP	Completed	HOME	\$11,425.00	\$11,425.00	\$0.00			
	367			Victorville SHRP	Completed	HOME	\$11,054.00	\$11,054.00	\$0.00			
	368			Victorville SHRP	Completed	HOME	\$10,358.00	\$10,358.00	\$0.00			
	369			Victorville SHRP	Completed	HOME	\$9,070.00	\$9,070.00	\$0.00			
	370			Victorville SHRP	Completed	HOME	\$4,444.13	\$4,444.13	\$0.00			
	371			Victorville SHRP	Completed	HOME	\$9,158.00	\$9,158.00	\$0.00			
	372			Victorville SHRP	Completed	HOME	\$10,475.00	\$10,475.00	\$0.00			
	373			Victorville SHRP	Completed	HOME	\$10,500.00	\$10,500.00	\$0.00			
	374			Victorville SHRP	Completed	HOME	\$12,775.00	\$12,775.00	\$0.00			
	375			Victorville SHRP	Completed	HOME	\$5,827.44	\$5,827.44	\$0.00			
	376			Victorville SHRP	Completed	HOME	\$10,380.00	\$10,380.00	\$0.00			
	378			Victorville SHRP	Completed	HOME	\$10,000.00	\$10,000.00	\$0.00			
	379			Victorville SHRP	Completed	HOME	\$12,485.00	\$12,485.00	\$0.00			
	380			Victorville SHRP	Completed	HOME	\$11,625.00	\$11,625.00	\$0.00			
	381			Victorville SHRP	Completed	HOME	\$9,955.00	\$9,955.00	\$0.00			
	382			Victorville SHRP	Completed	HOME	\$12,090.00	\$12,090.00	\$0.00			
	383			Victorville SHRP	Completed	HOME	\$10,000.00	\$10,000.00	\$0.00			
	384			Victorville SHRP	Completed	HOME	\$6,727.43	\$6,727.43	\$0.00			
				<b>Project Total</b>					<b>\$219,758.00</b>	<b>\$219,758.00</b>	<b>\$0.00</b>	
				6	Victorville Owner-occupied Rehabilitation	361	Victorville OOR	Canceled	HOME	\$0.00	\$0.00	\$0.00
	377					Victorville SHRP	Completed	HOME	\$11,004.00	\$11,004.00	\$0.00	
	455					Vasquez, Brenda	Completed	HOME	\$23,399.11	\$23,399.11	\$0.00	
				<b>Project Total</b>					<b>\$34,403.11</b>	<b>\$34,403.11</b>	<b>\$0.00</b>	
				7	Victorville Mortgage Assistance Program	325	Sharon Waddell	Completed	HOME	\$20,000.00	\$20,000.00	\$0.00

U.S. Department of Housing and Urban Development  
 Office of Community Planning and Development  
 Integrated Disbursement and Information System  
 List of Activities By Program Year And Project  
 APPLE VALLEY,CA

Plan Year	IDIS Project	Project	IDIS Activity ID	Activity Name	Activity Status	Program	Funded Amount	Draw Amount	Balance
2009	7	Victorville Mortgage Assistance Program	326	Brandi Barahona	Completed	HOME	\$20,000.00	\$20,000.00	\$0.00
		<b>Project Total</b>					<b>\$40,000.00</b>	<b>\$40,000.00</b>	<b>\$0.00</b>
	8	Victorville Acquisition, Rehab, Resale	386	Victorville Acquisition, Rehab, Resale	Completed	HOME	\$88,241.09	\$88,241.09	\$0.00
			732	Victorville Acquisition, Rehab, Resale, Ironstone	Completed	HOME	\$2,029.14	\$2,029.14	\$0.00
		<b>Project Total</b>					<b>\$90,270.23</b>	<b>\$90,270.23</b>	<b>\$0.00</b>
	10	Apple Valley Happy Trails Villas/CHDO Funds	329	CHDO Activity	Canceled	HOME	\$0.00	\$0.00	\$0.00
			339	Apple Valley Happy Trails Villas	Canceled	HOME	\$0.00	\$0.00	\$0.00
			340	Apple Valley Happy Trails Villas/HOME Funds	Canceled	HOME	\$0.00	\$0.00	\$0.00
		<b>Project Total</b>					<b>\$0.00</b>	<b>\$0.00</b>	<b>\$0.00</b>
		<b>Program Total</b>				<b>CDBG</b>	<b>\$749,040.11</b>	<b>\$749,040.11</b>	<b>\$0.00</b>
						<b>HOME</b>	<b>\$666,846.03</b>	<b>\$666,846.03</b>	<b>\$0.00</b>
		<b>2009 Total</b>					<b>\$1,415,886.14</b>	<b>\$1,415,886.14</b>	<b>\$0.00</b>
2010	1	HOME	304	Apple Valley HOME Administration	Completed	HOME	\$48,753.10	\$48,753.10	\$0.00
			305	Victorville HOME Administration	Completed	HOME	\$20,243.00	\$20,243.00	\$0.00
			321	Apple Valley HOME Administration	Canceled	HOME	\$0.00	\$0.00	\$0.00
			322	City of Victorville CHDO Project	Canceled	HOME	\$0.00	\$0.00	\$0.00
			423	Devine, Bobby	Completed	HOME	\$21,442.96	\$21,442.96	\$0.00
		<b>Project Total</b>					<b>\$90,439.06</b>	<b>\$90,439.06</b>	<b>\$0.00</b>
	2	CDBG	306	Apple Valley CDBG Administration	Completed	CDBG	\$109,543.29	\$109,543.29	\$0.00
			307	High Desert Homeless Services	Completed	CDBG	\$15,508.30	\$15,508.30	\$0.00
			308	Victor Valley Domestic Violence	Completed	CDBG	\$12,008.30	\$12,008.30	\$0.00
			309	Assistance League of Victor Valley	Completed	CDBG	\$8,008.30	\$8,008.30	\$0.00
			310	Apple Valley Police Activities League	Completed	CDBG	\$15,008.30	\$15,008.30	\$0.00
			311	Apple Valley Christian Centers	Completed	CDBG	\$8,008.30	\$8,008.30	\$0.00
			312	Catholic Chairities	Completed	CDBG	\$7,008.30	\$7,008.30	\$0.00
			313	Moses House Ministries	Completed	CDBG	\$4,008.30	\$4,008.30	\$0.00
			314	One 2 One Mentors	Completed	CDBG	\$4,008.30	\$4,008.30	\$0.00
			315	IFHMB/Fair Housing	Completed	CDBG	\$13,032.42	\$13,032.42	\$0.00
			316	IFHMB Landlord/Tenant Mediation	Completed	CDBG	\$8,008.30	\$8,008.30	\$0.00
			317	San Bernardino County Library Adult Literary Services	Completed	CDBG	\$4,008.30	\$4,008.30	\$0.00
			318	Victor Valley Community Hospital	Canceled	CDBG	\$0.00	\$0.00	\$0.00
			319	Apple Valley Village Neighborhood Road Improvement Project	Canceled	CDBG	\$0.00	\$0.00	\$0.00
			320	James Woody Community Park Ball Field Dugout Renovation	Completed	CDBG	\$95,284.54	\$95,284.54	\$0.00
			420	Joseph and Jessica Hernandez	Completed	CDBG	\$18,962.54	\$18,962.54	\$0.00
		<b>Project Total</b>					<b>\$322,405.79</b>	<b>\$322,405.79</b>	<b>\$0.00</b>
	3	Apple Valley CDBG Residential Rehabilitaion Loan Program	397	Khawaldeh, Shelia	Completed	CDBG	\$4,438.96	\$4,438.96	\$0.00
			415	Robbins, Ellis and Roberta	Completed	CDBG	\$21,085.92	\$21,085.92	\$0.00

U.S. Department of Housing and Urban Development  
 Office of Community Planning and Development  
 Integrated Disbursement and Information System  
 List of Activities By Program Year And Project  
 APPLE VALLEY,CA

Plan Year	IDIS Project	Project	IDIS Activity ID	Activity Name	Activity Status	Program	Funded Amount	Draw Amount	Balance
2010	3	Apple Valley CDBG Residential Rehabilitaion Loan Program	416	Claudette Santoo	Completed	CDBG	\$21,877.96	\$21,877.96	\$0.00
			418	Garrison, B.	Completed	CDBG	\$20,954.96	\$20,954.96	\$0.00
			419	Tanya Sartain	Completed	CDBG	\$21,644.46	\$21,644.46	\$0.00
			422	Bathurst, David & Jill	Completed	CDBG	\$21,777.92	\$21,777.92	\$0.00
			474	Varga, Ilona	Completed	CDBG	\$7,710.59	\$7,710.59	\$0.00
			477	Frankenstein, Marva	Completed	CDBG	\$22,120.23	\$22,120.23	\$0.00
			480	Taylor, Steven	Completed	CDBG	\$23,201.86	\$23,201.86	\$0.00
			485	Hernandez, Catalina	Completed	CDBG	\$23,085.16	\$23,085.16	\$0.00
			514	Palmore, Mary	Completed	CDBG	\$26,177.78	\$26,177.78	\$0.00
		<b>Project Total</b>					<b>\$214,075.80</b>	<b>\$214,075.80</b>	<b>\$0.00</b>
	4	Apple Valley HOME Residential Rehabilitation Loan Program	387	AV HOME RRLP	Completed	HOME	\$21,810.42	\$21,810.42	\$0.00
			391	AV HOME RRLP	Completed	HOME	\$21,244.59	\$21,244.59	\$0.00
			392	Szabo	Completed	HOME	\$22,348.96	\$22,348.96	\$0.00
			393	Mitchell, Connie	Completed	HOME	\$23,740.84	\$23,740.84	\$0.00
			394	AV HOME RRLP	Canceled	HOME	\$0.00	\$0.00	\$0.00
			395	Khawaldeh S.	Canceled	CDBG	\$0.00	\$0.00	\$0.00
						HOME	\$0.00	\$0.00	\$0.00
			421	Preston, Paul	Completed	HOME	\$21,853.96	\$21,853.96	\$0.00
			424	Ponder, Rhonda	Completed	HOME	\$22,291.46	\$22,291.46	\$0.00
			431	Humbert, Cindy	Canceled	HOME	\$0.00	\$0.00	\$0.00
			482	Altman, Richard and Denise	Completed	HOME	\$24,137.78	\$24,137.78	\$0.00
		<b>Project Total</b>					<b>\$157,428.01</b>	<b>\$157,428.01</b>	<b>\$0.00</b>
	5	Victorville Senior Home Repair Program	433	Estella Baker	Completed	HOME	\$9,800.00	\$9,800.00	\$0.00
			434	Collins, Dorothy	Completed	HOME	\$10,950.00	\$10,950.00	\$0.00
			435	Giboney, Norman Brenda	Completed	HOME	\$7,530.00	\$7,530.00	\$0.00
			436	Haynes, Donna	Completed	HOME	\$9,643.00	\$9,643.00	\$0.00
			437	Horn, Gayle	Completed	HOME	\$10,440.00	\$10,440.00	\$0.00
			438	Jones, Robert and Lynell	Completed	HOME	\$2,412.57	\$2,412.57	\$0.00
			439	Leos, Jesus and Celia	Completed	HOME	\$10,000.00	\$10,000.00	\$0.00
			440	Long, Virginia	Completed	HOME	\$10,000.00	\$10,000.00	\$0.00
441			Long, Virginia 2	Canceled	HOME	\$0.00	\$0.00	\$0.00	
442			Pena, Ralph and Guadalupe	Completed	HOME	\$9,975.00	\$9,975.00	\$0.00	
443			Pickwith, Mary	Completed	HOME	\$9,195.00	\$9,195.00	\$0.00	
444			Poplin, Reba	Completed	HOME	\$9,510.00	\$9,510.00	\$0.00	
445			Southard, David and Rita	Completed	HOME	\$11,440.00	\$11,440.00	\$0.00	
446	Taime, Mixdalia	Completed	HOME	\$9,917.00	\$9,917.00	\$0.00			
447	Florence, Thomas	Completed	HOME	\$9,954.00	\$9,954.00	\$0.00			
448	Tolbert, Betty	Completed	HOME	\$10,135.00	\$10,135.00	\$0.00			
449	Townsend, James and Lois	Completed	HOME	\$12,680.00	\$12,680.00	\$0.00			

U.S. Department of Housing and Urban Development  
 Office of Community Planning and Development  
 Integrated Disbursement and Information System  
 List of Activities By Program Year And Project  
 APPLE VALLEY,CA

Plan Year	IDIS Project	Project	IDIS Activity ID	Activity Name	Activity Status	Program	Funded Amount	Draw Amount	Balance
2010	5	Victorville Senior Home Repair Program	450	Villalobos, Davida and Victor	Completed	HOME	\$5,750.00	\$5,750.00	\$0.00
			451	Batten, Darroll and Lisa	Completed	HOME	\$10,199.43	\$10,199.43	\$0.00
			452	Hernandez, Isaac and Beatriz	Completed	HOME	\$10,279.00	\$10,279.00	\$0.00
			453	Usselton, Linda	Completed	HOME	\$10,190.00	\$10,190.00	\$0.00
			454	Wills, Rose Marie	Completed	HOME	\$10,000.00	\$10,000.00	\$0.00
			<b>Project Total</b>				<b>\$200,000.00</b>	<b>\$200,000.00</b>	<b>\$0.00</b>
	6	Victorville Mortgage Assistance Program	341	Robert Cotton	Completed	HOME	\$4,236.46	\$4,236.46	\$0.00
			342	Nieve Reyes	Completed	HOME	\$7,553.30	\$7,553.30	\$0.00
			343	Jessica Cortez	Completed	HOME	\$5,370.09	\$5,370.09	\$0.00
			353	Victorville MAP	Completed	HOME	\$15,699.00	\$15,699.00	\$0.00
			354	Victorville MAP	Completed	HOME	\$15,348.00	\$15,348.00	\$0.00
			355	Victorville MAP	Completed	HOME	\$5,341.43	\$5,341.43	\$0.00
			356	Victorville MAP	Completed	HOME	\$7,340.72	\$7,340.72	\$0.00
			357	Victorville MAP	Canceled	HOME	\$0.00	\$0.00	\$0.00
			<b>Project Total</b>				<b>\$60,889.00</b>	<b>\$60,889.00</b>	<b>\$0.00</b>
	7	CHDO Funds	429	2010 avhtv chdo	Canceled	HOME	\$0.00	\$0.00	\$0.00
			542	13199 andrea dr, vv - acq-rehab	Canceled	HOME	\$0.00	\$0.00	\$0.00
			543	Victorville CHDO NPHS acq/rehab	Completed	HOME	\$195,645.03	\$195,645.03	\$0.00
			<b>Project Total</b>				<b>\$195,645.03</b>	<b>\$195,645.03</b>	<b>\$0.00</b>
		<b>Program Total</b>					<b>\$536,481.59</b>	<b>\$536,481.59</b>	<b>\$0.00</b>
						<b>CDBG</b>			
						<b>HOME</b>	<b>\$704,401.10</b>	<b>\$704,401.10</b>	<b>\$0.00</b>
		<b>2010 Total</b>					<b>\$1,240,882.69</b>	<b>\$1,240,882.69</b>	<b>\$0.00</b>
2011	1	CDBG	398	High Desert Homeless Services	Completed	CDBG	\$10,716.00	\$10,716.00	\$0.00
			399	St. John of God Healthcare Services	Completed	CDBG	\$6,429.00	\$6,429.00	\$0.00
			400	Apple Valley Police Activities League	Completed	CDBG	\$16,074.00	\$16,074.00	\$0.00
			401	Catholic Charities	Completed	CDBG	\$10,716.00	\$10,716.00	\$0.00
			402	Assistance League of Victor Valley	Completed	CDBG	\$10,716.00	\$10,716.00	\$0.00
			403	Fair Housing	Completed	CDBG	\$11,788.00	\$11,788.00	\$0.00
			404	Landlord/Tenant Mediation	Completed	CDBG	\$7,500.00	\$7,500.00	\$0.00
			405	SB County Library Adult Literacy Services	Completed	CDBG	\$4,287.00	\$4,287.00	\$0.00
			406	VV Community Services Council/Senior Needs	Completed	CDBG	\$8,037.00	\$8,037.00	\$0.00
			407	CDBG Administration	Completed	CDBG	\$99,619.13	\$99,619.13	\$0.00
	408	Civic Center Park Amenity Project	Completed	CDBG	\$76,286.00	\$76,286.00	\$0.00		
	409	James Woody Park Security Enhancement Project	Canceled	CDBG	\$0.00	\$0.00	\$0.00		
	410	Village Neighborhood Improvement Project	Completed	CDBG	\$172,530.00	\$172,530.00	\$0.00		
		<b>Project Total</b>				<b>\$434,698.13</b>	<b>\$434,698.13</b>	<b>\$0.00</b>	
3	HOME 2011	413	Apple Valley HOME Program Administration	Completed	HOME	\$42,889.00	\$42,889.00	\$0.00	
		414	Victorville HOME Program Administration	Completed	HOME	\$17,794.40	\$17,794.40	\$0.00	



U.S. Department of Housing and Urban Development  
 Office of Community Planning and Development  
 Integrated Disbursement and Information System  
 List of Activities By Program Year And Project  
 APPLE VALLEY,CA

Plan Year	IDIS Project	Project	IDIS Activity ID	Activity Name	Activity Status	Program	Funded Amount	Draw Amount	Balance
2011	3	<b>Project Total</b>					<b>\$60,683.40</b>	<b>\$60,683.40</b>	<b>\$0.00</b>
	4	2011 Apple Valley Residential Rehabilitation Loan Program	425	Martinez, Apolonia	Completed	HOME	\$20,962.00	\$20,962.00	\$0.00
			426	Maciel, Harry and Ruth	Completed	HOME	\$24,742.31	\$24,742.31	\$0.00
			427	Altman, Richard	Canceled	HOME	\$0.00	\$0.00	\$0.00
			428	Johnson	Canceled	HOME	\$0.00	\$0.00	\$0.00
			432	Casperson, Debi	Canceled	HOME	\$0.00	\$0.00	\$0.00
			473	Casperson, Debi	Completed	HOME	\$24,509.34	\$24,509.34	\$0.00
			479	Humbert, Cindy	Completed	HOME	\$24,593.62	\$24,593.62	\$0.00
			481	Cupp, Lindsay	Completed	HOME	\$22,566.60	\$22,566.60	\$0.00
			483	Tellez, Peter and Lucy	Completed	HOME	\$23,314.45	\$23,314.45	\$0.00
			484	Johnson/Saputo	Completed	HOME	\$25,621.38	\$25,621.38	\$0.00
		<b>Project Total</b>					<b>\$166,309.70</b>	<b>\$166,309.70</b>	<b>\$0.00</b>
	6	2011 Victorville Senior Home Repair Program (SHRP)	503	Jiminez, Awilda	Completed	HOME	\$11,681.58	\$11,681.58	\$0.00
			504	Moore, Carlotta	Completed	HOME	\$10,361.20	\$10,361.20	\$0.00
			505	Lease, Carol	Completed	HOME	\$10,825.00	\$10,825.00	\$0.00
			506	Placet, Donald	Canceled	HOME	\$0.00	\$0.00	\$0.00
			507	Esqueda, Enrique	Completed	HOME	\$11,349.65	\$11,349.65	\$0.00
			508	Winters, James	Canceled	HOME	\$0.00	\$0.00	\$0.00
			509	Brumett, John	Completed	HOME	\$10,796.62	\$10,796.62	\$0.00
			510	Ackley, Kathleen	Completed	HOME	\$11,241.67	\$11,241.67	\$0.00
			511	Hinds, Marcella	Canceled	HOME	\$0.00	\$0.00	\$0.00
			512	Meggs, Myrtle	Canceled	HOME	\$0.00	\$0.00	\$0.00
			513	Perry, Norene	Completed	HOME	\$14,269.74	\$14,269.74	\$0.00
			515	Jacobson, Eugene/Sharon	Canceled	CDBG	\$0.00	\$0.00	\$0.00
			516	Jacobson, Eugene/Sharon	Completed	HOME	\$12,701.44	\$12,701.44	\$0.00
			517	Padilla, Dennis/Anita	Completed	HOME	\$6,239.44	\$6,239.44	\$0.00
			518	Lejk, Sharon	Completed	HOME	\$11,338.40	\$11,338.40	\$0.00
			519	Cummings, Kenneth/Ann	Completed	HOME	\$12,031.64	\$12,031.64	\$0.00
			520	Edstrom, Ardeth	Completed	HOME	\$9,545.70	\$9,545.70	\$0.00
			521	Cisneros, Anthony/Cynthia	Completed	HOME	\$10,108.05	\$10,108.05	\$0.00
			552	Cuellar, Mary	Completed	HOME	\$11,242.89	\$11,242.89	\$0.00
			553	Lasswell, Beverly	Completed	HOME	\$11,543.08	\$11,543.08	\$0.00
			554	Lewis, Betty	Completed	HOME	\$9,913.66	\$9,913.66	\$0.00
			576	Anderson, Roy	Completed	HOME	\$11,466.06	\$11,466.06	\$0.00
			577	Foster, Daniel	Completed	HOME	\$7,055.78	\$7,055.78	\$0.00
			579	Marks, Nancy	Canceled	HOME	\$0.00	\$0.00	\$0.00
			580	Smith, Celia	Canceled	HOME	\$0.00	\$0.00	\$0.00
		<b>Project Total</b>					<b>\$193,711.60</b>	<b>\$193,711.60</b>	<b>\$0.00</b>

U.S. Department of Housing and Urban Development  
 Office of Community Planning and Development  
 Integrated Disbursement and Information System  
 List of Activities By Program Year And Project  
 APPLE VALLEY,CA

Plan Year	IDIS Project	Project	IDIS Activity ID	Activity Name	Activity Status	Program	Funded Amount	Draw Amount	Balance
2011	8	2011 Apple Valley Happy Trails Villas Down Payment Assistance	492	Von Stockhausen	Completed	HOME	\$4,875.00	\$4,875.00	\$0.00
			502	James, Steven	Completed	HOME	\$13,075.00	\$13,075.00	\$0.00
			549	Godfrey, K, Lewis B	Completed	HOME	\$2,875.00	\$2,875.00	\$0.00
			<b>Project Total</b>				<b>\$20,825.00</b>	<b>\$20,825.00</b>	<b>\$0.00</b>
	14	Apple Valley Happy Trails Villas/CHDO Funds	430	2010 avhtv chdo	Canceled	HOME	\$0.00	\$0.00	\$0.00
					<b>Project Total</b>			<b>\$0.00</b>	<b>\$0.00</b>
		<b>Program Total</b>				<b>CDBG</b>	<b>\$434,698.13</b>	<b>\$434,698.13</b>	<b>\$0.00</b>
						<b>HOME</b>	<b>\$441,529.70</b>	<b>\$441,529.70</b>	<b>\$0.00</b>
		<b>2011 Total</b>					<b>\$876,227.83</b>	<b>\$876,227.83</b>	<b>\$0.00</b>
	2012	1	CDBG Planning and Administration	456	CDBG AV Program Administration	Completed	CDBG	\$110,771.47	\$110,771.47
					<b>Project Total</b>			<b>\$110,771.47</b>	<b>\$110,771.47</b>
2		CDBG Public Service Projects	457	High Desert Homeless Services, Inc	Completed	CDBG	\$14,716.00	\$14,716.00	\$0.00
			458	Catholic Charities-Emergency Rental/Mortgage Assistance Program	Completed	CDBG	\$10,716.00	\$10,716.00	\$0.00
			459	Assistance League of Victor Valley	Completed	CDBG	\$14,716.00	\$14,716.00	\$0.00
			460	Inland Fair Housing & Mediation Board- Fair Housing	Completed	CDBG	\$13,033.00	\$13,033.00	\$0.00
			461	Inland Fair Housing & Mediation Board-Landlord/Tenant Mediation	Completed	CDBG	\$8,008.00	\$8,008.00	\$0.00
			462	Feed My Sheep Ministries	Completed	CDBG	\$8,000.00	\$8,000.00	\$0.00
			463	S B County Library- Adult Literacy Services	Completed	CDBG	\$5,000.00	\$5,000.00	\$0.00
			464	Victor Valley Community Services Council- Senior Needs Program	Completed	CDBG	\$13,011.00	\$13,011.00	\$0.00
478		test	Canceled	CDBG	\$0.00	\$0.00	\$0.00		
			<b>Project Total</b>				<b>\$87,200.00</b>	<b>\$87,200.00</b>	<b>\$0.00</b>
3		CDBG Capital Improvement Projects	465	Thunderbird Park Improvements	Completed	CDBG	\$53,995.73	\$53,995.73	\$0.00
			466	Village Neighborhood Street Improvements	Completed	CDBG	\$139,520.00	\$139,520.00	\$0.00
			<b>Project Total</b>				<b>\$193,515.73</b>	<b>\$193,515.73</b>	<b>\$0.00</b>
4		AV CDBG Residential Rehabilitation Loan Program-RRLP	467	enter first Project name in this activity	Canceled	CDBG	\$0.00	\$0.00	\$0.00
			488	Windsor, Florae	Completed	CDBG	\$25,239.45	\$25,239.45	\$0.00
			491	Larsen, Steven and Dorothy	Completed	CDBG	\$23,464.81	\$23,464.81	\$0.00
			545	Wilson, J/E	Completed	CDBG	\$24,183.49	\$24,183.49	\$0.00
	583		Arellano, A/ Edwards, M	Completed	CDBG	\$19,269.20	\$19,269.20	\$0.00	
		<b>Project Total</b>				<b>\$92,156.95</b>	<b>\$92,156.95</b>	<b>\$0.00</b>	
5	CDBG Rehabilitation Admin 14H	468	Rehab Administration 14H	Completed	CDBG	\$84,348.00	\$84,348.00	\$0.00	
				<b>Project Total</b>			<b>\$84,348.00</b>	<b>\$84,348.00</b>	<b>\$0.00</b>
6	AV HOME Consortium Administration	469	Apple Valley HOME Administration	Completed	HOME	\$35,669.00	\$35,669.00	\$0.00	
		470	Victorville HOME Administration	Completed	HOME	\$15,689.80	\$15,689.80	\$0.00	
		<b>Project Total</b>				<b>\$51,358.80</b>	<b>\$51,358.80</b>	<b>\$0.00</b>	

U.S. Department of Housing and Urban Development  
 Office of Community Planning and Development  
 Integrated Disbursement and Information System  
 List of Activities By Program Year And Project  
 APPLE VALLEY,CA

Plan Year	IDIS Project	Project	IDIS Activity ID	Activity Name	Activity Status	Program	Funded Amount	Draw Amount	Balance		
2012	7	AV HOME Residential Rehabilitation Loan Program- RRLP	486	Macaulay, Mary Ann	Completed	HOME	\$24,015.49	\$24,015.49	\$0.00		
			487	Owens, Sean	Completed	HOME	\$21,578.65	\$21,578.65	\$0.00		
			489	Schweer, Jeffrey	Completed	HOME	\$25,802.90	\$25,802.90	\$0.00		
			490	Burch, Coy	Completed	HOME	\$22,726.40	\$22,726.40	\$0.00		
			493	McClelland	Completed	HOME	\$23,049.00	\$23,049.00	\$0.00		
			494	Castaneda	Canceled	HOME	\$0.00	\$0.00	\$0.00		
			495	Slater, Rosemarie	Completed	HOME	\$23,918.28	\$23,918.28	\$0.00		
			496	Greve, Melinda	Completed	HOME	\$12,856.77	\$12,856.77	\$0.00		
			497	Gebhart	Canceled	HOME	\$0.00	\$0.00	\$0.00		
			498	Miller, Rolanda	Canceled	HOME	\$0.00	\$0.00	\$0.00		
			499	Chacon, R&R	Completed	CDBG	\$24,253.06	\$24,253.06	\$0.00		
								HOME	\$0.00	\$0.00	\$0.00
			500	Lucas	Completed	HOME	\$23,383.65	\$23,383.65	\$0.00		
	501	Stoudt, B	Completed	HOME	\$23,578.51	\$23,578.51	\$0.00				
	544	Castaneda	Completed	HOME	\$25,268.46	\$25,268.46	\$0.00				
	571	Underwood, Oliver	Completed	HOME	\$23,567.87	\$23,567.87	\$0.00				
			<b>Project Total</b>				<b>\$273,999.04</b>	<b>\$273,999.04</b>	<b>\$0.00</b>		
	8	8	VV HOME Senior Home Repair- SHRP	476	smith sample	Canceled	HOME	\$0.00	\$0.00	\$0.00	
				578	Garcia, Francisco	Completed	HOME	\$13,787.90	\$13,787.90	\$0.00	
				581	Soderlind, Dawn	Completed	HOME	\$11,409.00	\$11,409.00	\$0.00	
630				Chester, C	Completed	HOME	\$11,371.74	\$11,371.74	\$0.00		
653				Cogdill, Michele	Completed	HOME	\$8,166.72	\$8,166.72	\$0.00		
654				Zavala, A	Completed	HOME	\$10,707.62	\$10,707.62	\$0.00		
		<b>Project Total</b>				<b>\$55,442.98</b>	<b>\$55,442.98</b>	<b>\$0.00</b>			
10	10	VV HOME Mortgage Assistance Program- MAP	550	Benfield, Patricia	Completed	HOME	\$3,806.45	\$3,806.45	\$0.00		
			551	Cardenas, Richard	Completed	HOME	\$4,181.35	\$4,181.35	\$0.00		
			632	Bejarano, C	Completed	HOME	\$24,900.00	\$24,900.00	\$0.00		
		<b>Project Total</b>				<b>\$32,887.80</b>	<b>\$32,887.80</b>	<b>\$0.00</b>			
11	11	AV HOME Consortium CHDO	472	Victorville CHDO	Canceled	HOME	\$0.00	\$0.00	\$0.00		
					<b>Project Total</b>			<b>\$0.00</b>	<b>\$0.00</b>	<b>\$0.00</b>	
		<b>Program Total</b>				<b>\$592,245.21</b>	<b>\$592,245.21</b>	<b>\$0.00</b>			
					<b>CDBG</b>	<b>\$592,245.21</b>	<b>\$592,245.21</b>	<b>\$0.00</b>			
					<b>HOME</b>	<b>\$389,435.56</b>	<b>\$389,435.56</b>	<b>\$0.00</b>			
		<b>2012 Total</b>				<b>\$981,680.77</b>	<b>\$981,680.77</b>	<b>\$0.00</b>			
2013	2	CDBG Planning and Administration	522	CDBG AV Program Administration	Completed	CDBG	\$98,709.22	\$98,709.22	\$0.00		
					<b>Project Total</b>			<b>\$98,709.22</b>	<b>\$98,709.22</b>	<b>\$0.00</b>	
	3	CDBG Public Service Projects	523	High Desert Homeless Services, Inc	Completed	CDBG	\$15,491.50	\$15,491.50	\$0.00		
			524	Apple Valley Police Activities League	Completed	CDBG	\$10,000.00	\$10,000.00	\$0.00		
			525	Assistance League of Victor Valley	Completed	CDBG	\$15,502.00	\$15,502.00	\$0.00		

U.S. Department of Housing and Urban Development  
 Office of Community Planning and Development  
 Integrated Disbursement and Information System  
 List of Activities By Program Year And Project  
 APPLE VALLEY,CA

Plan Year	IDIS Project	Project	IDIS Activity ID	Activity Name	Activity Status	Program	Funded Amount	Draw Amount	Balance
2013	3	CDBG Public Service Projects	526	Inland Fair Housing & Mediation Board- Fair Housing Services	Completed	CDBG	\$13,000.00	\$13,000.00	\$0.00
			527	Church for Whosoever- Literacy Program	Completed	CDBG	\$5,034.94	\$5,034.94	\$0.00
			528	Feed My Sheep Ministries	Completed	CDBG	\$4,357.00	\$4,357.00	\$0.00
			529	S B County Library- Adult Literacy Services	Completed	CDBG	\$5,167.00	\$5,167.00	\$0.00
			530	Victor Valley Community Services Council- Senior Needs Program	Completed	CDBG	\$10,123.73	\$10,123.73	\$0.00
		<b>Project Total</b>					<b>\$78,676.17</b>	<b>\$78,676.17</b>	<b>\$0.00</b>
	4	CDBG Capital Improvement Projects	531	James Woody Park Picnic Structures	Completed	CDBG	\$131,944.55	\$131,944.55	\$0.00
			532	AV Golf Course Accessibility Improvements	Completed	CDBG	\$25,000.00	\$25,000.00	\$0.00
			533	AV Bus Stops Accessibility Improvements	Completed	CDBG	\$19,818.00	\$19,818.00	\$0.00
		<b>Project Total</b>					<b>\$176,762.55</b>	<b>\$176,762.55</b>	<b>\$0.00</b>
	5	AV CDBG Residential Rehabilitation Loan Program- RRLP	538	RRLP loans cdbg 2013	Canceled	CDBG	\$0.00	\$0.00	\$0.00
			582	Swanson, Alice	Completed	CDBG	\$31,821.32	\$31,821.32	\$0.00
			634	Gomez,G/Quiroz,I	Completed	CDBG	\$16,499.62	\$16,499.62	\$0.00
			635	Bowers, D	Completed	CDBG	\$19,036.09	\$19,036.09	\$0.00
			636	Pierce, H	Completed	CDBG	\$22,648.50	\$22,648.50	\$0.00
			638	Sender, J	Completed	CDBG	\$18,027.03	\$18,027.03	\$0.00
			640	Poutsma, D	Completed	CDBG	\$21,736.79	\$21,736.79	\$0.00
	710	Chapman, T	Completed	CDBG	\$10,964.60	\$10,964.60	\$0.00		
		<b>Project Total</b>					<b>\$140,733.95</b>	<b>\$140,733.95</b>	<b>\$0.00</b>
	6	CDBG Rehabilitation Admin 14H	537	AV Rehab Admin 14H, 2013	Completed	CDBG	\$103,071.00	\$103,071.00	\$0.00
		<b>Project Total</b>					<b>\$103,071.00</b>	<b>\$103,071.00</b>	<b>\$0.00</b>
	7	AV HOME Consortium Administration	534	AV HOME Administration	Completed	HOME	\$33,332.00	\$33,332.00	\$0.00
			535	VV HOME Administration	Completed	HOME	\$14,975.20	\$14,975.20	\$0.00
			540	AV HOME Administration 2013	Canceled	HOME	\$0.00	\$0.00	\$0.00
			541	Victorville HOME Adminstration 2013	Canceled	HOME	\$0.00	\$0.00	\$0.00
		<b>Project Total</b>					<b>\$48,307.20</b>	<b>\$48,307.20</b>	<b>\$0.00</b>
	8	AV HOME Residential Rehabilitation Loan Program- RRLP	546	Welte, P&J	Completed	HOME	\$22,042.77	\$22,042.77	\$0.00
547			Platter, S	Completed	HOME	\$23,365.31	\$23,365.31	\$0.00	
572			Melie, Kenneth/Antoinette	Completed	HOME	\$22,463.10	\$22,463.10	\$0.00	
573			Meldrum, Phyllis	Completed	HOME	\$21,167.80	\$21,167.80	\$0.00	
574			Romero, Fermin/Tina	Canceled	HOME	\$0.00	\$0.00	\$0.00	
575			Boldt, James/Lynn	Canceled	HOME	\$0.00	\$0.00	\$0.00	
593			Farrell, P	Completed	HOME	\$20,953.22	\$20,953.22	\$0.00	
594			Rice, C	Canceled	HOME	\$0.00	\$0.00	\$0.00	
595			Rittgers, D	Completed	HOME	\$21,532.62	\$21,532.62	\$0.00	
637			Levinson, N	Completed	HOME	\$10,094.69	\$10,094.69	\$0.00	
651	Keith, M/J	Completed	HOME	\$23,549.52	\$23,549.52	\$0.00			

U.S. Department of Housing and Urban Development  
 Office of Community Planning and Development  
 Integrated Disbursement and Information System  
 List of Activities By Program Year And Project  
 APPLE VALLEY,CA

Plan Year	IDIS Project	Project	IDIS Activity ID	Activity Name	Activity Status	Program	Funded Amount	Draw Amount	Balance
2013	8	<b>Project Total</b>					<b>\$165,169.03</b>	<b>\$165,169.03</b>	<b>\$0.00</b>
	9	VV HOME Senior Home Repair- SHRP	645	Lindblom, Nels	Completed	HOME	\$14,871.76	\$14,871.76	\$0.00
		<b>Project Total</b>					<b>\$14,871.76</b>	<b>\$14,871.76</b>	<b>\$0.00</b>
	11	AV Manufactured Home Repair Program (MHRP)	539	AV MHRP CDBG 2013	Canceled	CDBG	\$0.00	\$0.00	\$0.00
			584	Boggs, S & L	Completed	CDBG	\$11,516.00	\$11,516.00	\$0.00
			585	Mariscal, D	Completed	CDBG	\$13,268.54	\$13,268.54	\$0.00
			586	Grote, D	Completed	CDBG	\$13,364.49	\$13,364.49	\$0.00
			587	Mestaz, M	Completed	CDBG	\$11,626.27	\$11,626.27	\$0.00
			588	Macy, F&V	Completed	CDBG	\$12,528.50	\$12,528.50	\$0.00
			589	Evans, T/J	Completed	CDBG	\$16,678.30	\$16,678.30	\$0.00
			591	Erxleben, J	Completed	CDBG	\$10,251.90	\$10,251.90	\$0.00
			592	Llamas, C	Completed	CDBG	\$10,947.09	\$10,947.09	\$0.00
			601	Doll, S	Completed	CDBG	\$6,854.06	\$6,854.06	\$0.00
			633	Tucky, L	Completed	CDBG	\$13,358.43	\$13,358.43	\$0.00
		<b>Project Total</b>					<b>\$120,393.58</b>	<b>\$120,393.58</b>	<b>\$0.00</b>
	12	Microenterprise Business Assistance Program	536	Small Business Assistance Program	Canceled	CDBG	\$0.00	\$0.00	\$0.00
			604	micro ent business assistance	Completed	CDBG	\$13,063.83	\$13,063.83	\$0.00
		<b>Project Total</b>					<b>\$13,063.83</b>	<b>\$13,063.83</b>	<b>\$0.00</b>
		<b>Program Total</b>				<b>CDBG</b>	<b>\$731,410.30</b>	<b>\$731,410.30</b>	<b>\$0.00</b>
						<b>HOME</b>	<b>\$228,347.99</b>	<b>\$228,347.99</b>	<b>\$0.00</b>
		<b>2013 Total</b>					<b>\$959,758.29</b>	<b>\$959,758.29</b>	<b>\$0.00</b>
2014	1	2014-1 Administration	555	AV CDBG Administration	Completed	CDBG	\$106,211.00	\$106,211.00	\$0.00
			556	AV Rehab Administration 14H	Completed	CDBG	\$71,157.00	\$71,157.00	\$0.00
			557	AV HOME Administration	Completed	CDBG	\$0.00	\$0.00	\$0.00
						HOME	\$35,578.00	\$35,578.00	\$0.00
			558	VV HOME Administration	Completed	CDBG	\$0.00	\$0.00	\$0.00
						HOME	\$16,361.00	\$16,361.00	\$0.00
		<b>Project Total</b>					<b>\$229,307.00</b>	<b>\$229,307.00</b>	<b>\$0.00</b>
	2	2014-2 CDBG Public Service Projects	559	SB County Library Adult Literacy Program	Completed	CDBG	\$4,588.00	\$4,588.00	\$0.00
			560	High Desert Homeless Services Shelter	Completed	CDBG	\$14,680.00	\$14,680.00	\$0.00
			561	Assistance League of Victor Valley	Completed	CDBG	\$11,010.00	\$11,010.00	\$0.00
			562	Feed My Sheep	Completed	CDBG	\$2,400.00	\$2,400.00	\$0.00
			563	Family Assistance Program Transitional Housing	Completed	CDBG	\$5,211.84	\$5,211.84	\$0.00
			564	Victor Valley Domestic Violence Shelter	Completed	CDBG	\$9,175.00	\$9,175.00	\$0.00
			565	Inland Fair Housing and Mediation Board Fair Housing Services	Completed	CDBG	\$11,010.00	\$11,010.00	\$0.00
			566	Moses House Ministries	Completed	CDBG	\$6,423.00	\$6,423.00	\$0.00
			567	VV Community Services Council	Completed	CDBG	\$9,175.00	\$9,175.00	\$0.00

U.S. Department of Housing and Urban Development  
 Office of Community Planning and Development  
 Integrated Disbursement and Information System  
 List of Activities By Program Year And Project  
 APPLE VALLEY,CA

Plan Year	IDIS Project	Project	IDIS Activity ID	Activity Name	Activity Status	Program	Funded Amount	Draw Amount	Balance
2014	2	2014-2 CDBG Public Service Projects	568	Church for Whosoever	Completed	CDBG	\$3,010.21	\$3,010.21	\$0.00
		<b>Project Total</b>					<b>\$76,683.05</b>	<b>\$76,683.05</b>	<b>\$0.00</b>
	3	2014-3 CDBG Capital Improvements	569	AV PAL Youth Facility Improvements	Completed	CDBG	\$9,225.00	\$9,225.00	\$0.00
			570	Bus Stop Accessibility Improvements	Completed	CDBG	\$22,000.00	\$22,000.00	\$0.00
		<b>Project Total</b>					<b>\$31,225.00</b>	<b>\$31,225.00</b>	<b>\$0.00</b>
	4	2014-4 AV CDBG Residential Rehabilitation Loan Program- RRLP	590	Kelii/Williams	Completed	CDBG	\$13,852.83	\$13,852.83	\$0.00
			607	Bloss, T	Canceled	CDBG	\$0.00	\$0.00	\$0.00
			608	Collins, T/V	Canceled	CDBG	\$0.00	\$0.00	\$0.00
			628	Mendoza, G/E	Completed	CDBG	\$22,108.93	\$22,108.93	\$0.00
			644	Jackson, C	Completed	CDBG	\$23,896.90	\$23,896.90	\$0.00
			646	Mercado, A	Completed	CDBG	\$23,587.79	\$23,587.79	\$0.00
			647	Chavez, R/M	Completed	CDBG	\$17,067.69	\$17,067.69	\$0.00
			648	McConahy, D	Completed	CDBG	\$11,828.75	\$11,828.75	\$0.00
			649	Lohman, M	Completed	CDBG	\$12,372.72	\$12,372.72	\$0.00
			672	Mckenzie, J	Completed	CDBG	\$12,646.16	\$12,646.16	\$0.00
			673	Hunt, T	Completed	CDBG	\$12,203.52	\$12,203.52	\$0.00
			696	Wallace, Laraine	Completed	CDBG	\$17,441.64	\$17,441.64	\$0.00
			712	Albrick, M/Meeks, J	Completed	CDBG	\$8,796.92	\$8,796.92	\$0.00
			713	Etter,R/Dwiers,L	Completed	CDBG	\$11,826.11	\$11,826.11	\$0.00
			714	Heredia, G/E	Completed	CDBG	\$22,432.76	\$22,432.76	\$0.00
			715	Jones, D	Completed	CDBG	\$14,180.29	\$14,180.29	\$0.00
			717	Rottman-Allen, C	Completed	CDBG	\$11,403.37	\$11,403.37	\$0.00
			718	Anderson, P	Completed	CDBG	\$29,981.91	\$29,981.91	\$0.00
			724	Gift, R/D	Completed	CDBG	\$12,187.53	\$12,187.53	\$0.00
			736	Myrick, S	Completed	CDBG	\$11,604.83	\$11,604.83	\$0.00
			737	Thomason, D	Completed	CDBG	\$8,946.97	\$8,946.97	\$0.00
			738	Frazier, T	Completed	CDBG	\$12,326.43	\$12,326.43	\$0.00
			778	Crockett, K	Completed	CDBG	\$10,664.43	\$10,664.43	\$0.00
			781	Higgins, S	Completed	CDBG	\$17,017.11	\$17,017.11	\$0.00
		<b>Project Total</b>					<b>\$338,375.59</b>	<b>\$338,375.59</b>	<b>\$0.00</b>
	5	2014-5 AV CDBG Manufactured Home Repair Program- MHRP	629	Wall, M	Completed	CDBG	\$11,391.68	\$11,391.68	\$0.00
		<b>Project Total</b>					<b>\$11,391.68</b>	<b>\$11,391.68</b>	<b>\$0.00</b>
	6	2014-6 AV HOME Residential Rehabilitation Loan Program- RRLP	596	Chavez, C	Canceled	HOME	\$0.00	\$0.00	\$0.00
			597	Pierson, C	Canceled	HOME	\$0.00	\$0.00	\$0.00
			598	Levinson, N	Canceled	HOME	\$0.00	\$0.00	\$0.00
			599	Blake, J/E	Canceled	HOME	\$0.00	\$0.00	\$0.00
			600	Cabral, J	Completed	HOME	\$21,695.45	\$21,695.45	\$0.00
			602	Pierce, H	Canceled	HOME	\$0.00	\$0.00	\$0.00

U.S. Department of Housing and Urban Development  
 Office of Community Planning and Development  
 Integrated Disbursement and Information System  
 List of Activities By Program Year And Project  
 APPLE VALLEY,CA

Plan Year	IDIS Project	Project	IDIS Activity ID	Activity Name	Activity Status	Program	Funded Amount	Draw Amount	Balance	
2014	6	2014-6 AV HOME Residential Rehabilitation Loan Program- RRLP	603	Guardado, D/y	Canceled	HOME	\$0.00	\$0.00	\$0.00	
			605	Frizell, K	Completed	HOME	\$23,188.67	\$23,188.67	\$0.00	
			606	McNamara, J	Canceled	HOME	\$0.00	\$0.00	\$0.00	
			641	Norman, M	Completed	HOME	\$22,569.17	\$22,569.17	\$0.00	
			642	McDonald, B	Completed	HOME	\$22,390.80	\$22,390.80	\$0.00	
			643	Annese, M	Completed	HOME	\$23,437.97	\$23,437.97	\$0.00	
			652	Mosley, James	Completed	HOME	\$21,861.10	\$21,861.10	\$0.00	
			708	Stine, E/L	Completed	HOME	\$17,806.18	\$17,806.18	\$0.00	
			716	Tonyan, Josh	Completed	HOME	\$17,701.35	\$17,701.35	\$0.00	
			720	DeLaRosa, S	Completed	HOME	\$26,690.67	\$26,690.67	\$0.00	
		<b>Project Total</b>					<b>\$197,341.36</b>	<b>\$197,341.36</b>	<b>\$0.00</b>	
		7	2014-7 VV HOME Senior Home Repair Program-SHRP	655	Beard, D/M	Completed	HOME	\$14,538.00	\$14,538.00	\$0.00
	656			Cardenas, Elias/Josefina	Completed	HOME	\$14,902.54	\$14,902.54	\$0.00	
	657			Haugen, P	Completed	HOME	\$15,475.28	\$15,475.28	\$0.00	
	658			Johnson, C	Completed	HOME	\$16,266.44	\$16,266.44	\$0.00	
	659			Lane, G/E	Completed	HOME	\$13,083.74	\$13,083.74	\$0.00	
	660			Loring, K	Completed	HOME	\$15,554.36	\$15,554.36	\$0.00	
	661			Martinez, L	Completed	HOME	\$16,178.23	\$16,178.23	\$0.00	
	662			Mejia, F	Completed	HOME	\$11,282.24	\$11,282.24	\$0.00	
	663			Mellon, E	Completed	HOME	\$9,874.53	\$9,874.53	\$0.00	
	664			Negrete, G	Completed	HOME	\$13,606.80	\$13,606.80	\$0.00	
	665			Smith, C	Completed	HOME	\$12,978.81	\$12,978.81	\$0.00	
	666			Smith, M	Completed	HOME	\$8,798.27	\$8,798.27	\$0.00	
	667			Soria, D/R	Completed	HOME	\$11,150.73	\$11,150.73	\$0.00	
	668			Trujillo, G/A	Completed	HOME	\$14,531.16	\$14,531.16	\$0.00	
	669			Valliant, M	Completed	HOME	\$12,828.26	\$12,828.26	\$0.00	
	670			Wheeler, S	Completed	HOME	\$18,418.32	\$18,418.32	\$0.00	
671	Williams, M			Completed	HOME	\$15,360.73	\$15,360.73	\$0.00		
	<b>Project Total</b>					<b>\$234,828.44</b>	<b>\$234,828.44</b>	<b>\$0.00</b>		
	<b>Program Total</b>				<b>CDBG</b>	<b>\$635,043.32</b>	<b>\$635,043.32</b>	<b>\$0.00</b>		
					<b>HOME</b>	<b>\$484,108.80</b>	<b>\$484,108.80</b>	<b>\$0.00</b>		
	<b>2014 Total</b>					<b>\$1,119,152.12</b>	<b>\$1,119,152.12</b>	<b>\$0.00</b>		
2015	1	2015-1 Administration	609	AV CDBG Administration	Completed	CDBG	\$112,892.00	\$112,892.00	\$0.00	
			610	AV Rehab Administration 14H	Completed	CDBG	\$80,000.00	\$80,000.00	\$0.00	
			611	AV HOME Administration	Completed	HOME	\$34,860.00	\$34,860.00	\$0.00	
			612	VV HOME Administration	Completed	HOME	\$15,298.00	\$15,298.00	\$0.00	
		<b>Project Total</b>					<b>\$243,050.00</b>	<b>\$243,050.00</b>	<b>\$0.00</b>	
	2	2015-2 CDBG Public Service Projects	613	AV PAL	Completed	CDBG	\$10,000.00	\$10,000.00	\$0.00	

U.S. Department of Housing and Urban Development  
 Office of Community Planning and Development  
 Integrated Disbursement and Information System  
 List of Activities By Program Year And Project  
 APPLE VALLEY,CA

Plan Year	IDIS Project	Project	IDIS Activity ID	Activity Name	Activity Status	Program	Funded Amount	Draw Amount	Balance	
2015	2	2015-2 CDBG Public Service Projects	614	Assistance League of VV	Completed	CDBG	\$10,000.00	\$10,000.00	\$0.00	
			615	High Desert Homeless	Completed	CDBG	\$10,000.00	\$10,000.00	\$0.00	
			616	Family Assistance Program	Completed	CDBG	\$5,000.00	\$5,000.00	\$0.00	
			617	IFHMB- Fair Housing	Completed	CDBG	\$10,000.00	\$10,000.00	\$0.00	
			618	St John of God	Canceled	CDBG	\$0.00	\$0.00	\$0.00	
			619	VV Community Services Council	Completed	CDBG	\$10,000.00	\$10,000.00	\$0.00	
			620	VV Domestic Violence	Completed	CDBG	\$7,500.00	\$7,500.00	\$0.00	
			621	Moses House Ministries	Completed	CDBG	\$6,000.00	\$6,000.00	\$0.00	
			622	Church for Whosoever	Completed	CDBG	\$3,622.94	\$3,622.94	\$0.00	
			623	SB County Library	Completed	CDBG	\$5,169.00	\$5,169.00	\$0.00	
	<b>Project Total</b>							<b>\$77,291.94</b>	<b>\$77,291.94</b>	<b>\$0.00</b>
	3	2015-3 Capital Improvements	624	James Woody Park- walks and amenities	Open	CDBG	\$78,160.84	\$78,160.84	\$0.00	
			625	Mendel Park- BB Court/ Exercise Equipment	Completed	CDBG	\$30,000.00	\$30,000.00	\$0.00	
			627	Hwy 18 Bus Stop Accessibility Imps, Albertsons to Dale Evans	Completed	CDBG	\$25,943.85	\$25,943.85	\$0.00	
	<b>Project Total</b>							<b>\$134,104.69</b>	<b>\$134,104.69</b>	<b>\$0.00</b>
	4	2015-4 AV CDBG Residential Rehabilitation Loan Program- RRLP	674	Dehority, M	Completed	CDBG	\$12,313.23	\$12,313.23	\$0.00	
			675	Nethaway, P	Completed	CDBG	\$11,794.50	\$11,794.50	\$0.00	
			676	Rubio, F	Completed	CDBG	\$12,253.06	\$12,253.06	\$0.00	
			709	Lively, G/J	Completed	CDBG	\$29,239.96	\$29,239.96	\$0.00	
			711	Pizarro, R/K	Completed	CDBG	\$15,292.92	\$15,292.92	\$0.00	
			719	Seney, W	Completed	CDBG	\$21,424.44	\$21,424.44	\$0.00	
			783	Price, M	Completed	CDBG	\$21,639.01	\$21,639.01	\$0.00	
			785	Martin, V & K	Completed	CDBG	\$26,078.69	\$26,078.69	\$0.00	
786			Ocnoff, D.	Completed	CDBG	\$10,703.01	\$10,703.01	\$0.00		
<b>Project Total</b>							<b>\$160,738.82</b>	<b>\$160,738.82</b>	<b>\$0.00</b>	
5	2015-5 AV HOME Residential Rehabilitation Loan Program- RRLP	639	Chavez, R/M	Canceled	HOME	\$0.00	\$0.00	\$0.00		
		695	Williams, G/M	Completed	HOME	\$22,123.58	\$22,123.58	\$0.00		
		721	Avila, M	Completed	HOME	\$22,045.18	\$22,045.18	\$0.00		
		773	Santiago, A/R	Completed	HOME	\$21,845.02	\$21,845.02	\$0.00		
		789	Liberty, G	Completed	HOME	\$25,301.34	\$25,301.34	\$0.00		
<b>Project Total</b>							<b>\$91,315.12</b>	<b>\$91,315.12</b>	<b>\$0.00</b>	
6	2015-6 VV HOME Senior Home Repair Program- SHRP	697	Anderson, R	Canceled	HOME	\$0.00	\$0.00	\$0.00		
		698	Brown, C	Completed	HOME	\$8,662.16	\$8,662.16	\$0.00		
		699	Cavalier, C	Completed	HOME	\$12,603.18	\$12,603.18	\$0.00		
		700	Kraft, D/G	Completed	HOME	\$15,324.62	\$15,324.62	\$0.00		
		701	Leff, D	Completed	HOME	\$15,060.20	\$15,060.20	\$0.00		
		702	Mazziotti, R/R	Completed	HOME	\$14,207.88	\$14,207.88	\$0.00		
		703	McFarland, J	Completed	HOME	\$15,001.79	\$15,001.79	\$0.00		



U.S. Department of Housing and Urban Development  
 Office of Community Planning and Development  
 Integrated Disbursement and Information System  
 List of Activities By Program Year And Project  
 APPLE VALLEY,CA

Plan Year	IDIS Project	Project	IDIS Activity ID	Activity Name	Activity Status	Program	Funded Amount	Draw Amount	Balance
2015	6	2015-6 VV HOME Senior Home Repair Program-SHRP	704	Murph, J/P	Completed	HOME	\$13,419.62	\$13,419.62	\$0.00
			705	Perry, T/R	Completed	HOME	\$19,905.51	\$19,905.51	\$0.00
			706	Stark, R/P	Completed	HOME	\$13,040.67	\$13,040.67	\$0.00
			707	Walker, C	Completed	HOME	\$15,123.58	\$15,123.58	\$0.00
			725	Cardenas, E/J	Canceled	HOME	\$0.00	\$0.00	\$0.00
			726	Duarte, A	Completed	HOME	\$16,244.58	\$16,244.58	\$0.00
			727	Emrick, W	Completed	HOME	\$16,403.26	\$16,403.26	\$0.00
			728	Erickson, M	Completed	HOME	\$16,346.79	\$16,346.79	\$0.00
			729	Herber, V	Completed	HOME	\$19,287.68	\$19,287.68	\$0.00
			730	Perez, F	Completed	HOME	\$15,821.65	\$15,821.65	\$0.00
	731	Zepeda, G	Completed	HOME	\$14,168.20	\$14,168.20	\$0.00		
		<b>Project Total</b>					<b>\$240,621.37</b>	<b>\$240,621.37</b>	<b>\$0.00</b>
	8	2015-8 AV HOME CHDO projects	626	NHSIE-Crazy Horse SFR CHDO fire rebuild	Completed	HOME	\$95,943.00	\$95,943.00	\$0.00
		<b>Project Total</b>					<b>\$95,943.00</b>	<b>\$95,943.00</b>	<b>\$0.00</b>
	9	2015-9 VV HOME CHDO Project	631	Northgate Village Apts ReRoof, Nat Core CHDO	Completed	HOME	\$816,661.95	\$816,661.95	\$0.00
	<b>Project Total</b>					<b>\$816,661.95</b>	<b>\$816,661.95</b>	<b>\$0.00</b>	
	<b>Program Total</b>				<b>CDBG</b>	<b>\$565,027.45</b>	<b>\$565,027.45</b>	<b>\$0.00</b>	
					<b>HOME</b>	<b>\$1,294,699.44</b>	<b>\$1,294,699.44</b>	<b>\$0.00</b>	
	<b>2015 Total</b>					<b>\$1,859,726.89</b>	<b>\$1,859,726.89</b>	<b>\$0.00</b>	
2016	1	2016-1 Administration	677	AV CDBG Administration	Completed	CDBG	\$111,854.00	\$111,854.00	\$0.00
			678	AV Rehab Administration 14H	Completed	CDBG	\$80,000.00	\$80,000.00	\$0.00
			679	AV HOME Administration	Completed	HOME	\$36,981.00	\$36,981.00	\$0.00
			680	VV HOME Administration	Completed	HOME	\$16,340.00	\$16,340.00	\$0.00
		<b>Project Total</b>					<b>\$245,175.00</b>	<b>\$245,175.00</b>	<b>\$0.00</b>
	2	2016-2 CDBG Public Service Projects	681	AV PAL boxing	Completed	CDBG	\$10,000.00	\$10,000.00	\$0.00
			682	Assistance League of VV	Completed	CDBG	\$10,000.00	\$10,000.00	\$0.00
			683	High Desert Homeless	Completed	CDBG	\$10,000.00	\$10,000.00	\$0.00
			684	Family Assistance Program	Completed	CDBG	\$5,000.00	\$5,000.00	\$0.00
			685	IFHMB- Fair Housing	Completed	CDBG	\$9,984.35	\$9,984.35	\$0.00
			686	4210-7430-0701Lutheran Social Services, So Cal	Completed	CDBG	\$1,397.21	\$1,397.21	\$0.00
			687	VV Community Services Council	Completed	CDBG	\$10,000.00	\$10,000.00	\$0.00
			688	VV Domestic Violence	Completed	CDBG	\$8,691.00	\$8,691.00	\$0.00
			689	Moses House Ministries	Completed	CDBG	\$6,200.00	\$6,200.00	\$0.00
			690	Church for Whosoever	Completed	CDBG	\$3,979.68	\$3,979.68	\$0.00
			691	Orenda Transportation and Program Services	Completed	CDBG	\$615.25	\$615.25	\$0.00
		<b>Project Total</b>					<b>\$75,867.49</b>	<b>\$75,867.49</b>	<b>\$0.00</b>
3	2016-3 Capital Improvements	692	Thunderbird Park Restroom Project	Completed	CDBG	\$100,000.00	\$100,000.00	\$0.00	
		693	James Woody Comm Ctr- Floors, Roof	Open	CDBG	\$22,500.00	\$3,806.84	\$18,693.16	

U.S. Department of Housing and Urban Development  
 Office of Community Planning and Development  
 Integrated Disbursement and Information System  
 List of Activities By Program Year And Project  
 APPLE VALLEY,CA

Plan Year	IDIS Project	Project	IDIS Activity ID	Activity Name	Activity Status	Program	Funded Amount	Draw Amount	Balance
2016	3	<b>Project Total</b>					<b>\$122,500.00</b>	<b>\$103,806.84</b>	<b>\$18,693.16</b>
	4	2016-4 AV CDBG Residential Rehabilitation Loan Program- RRLP	733	Hoopengarner, P	Completed	CDBG	\$12,515.33	\$12,515.33	\$0.00
			734	Luizzi,R	Completed	CDBG	\$14,393.74	\$14,393.74	\$0.00
			735	Freitas, T	Completed	CDBG	\$13,504.77	\$13,504.77	\$0.00
			787	Love, W.	Completed	CDBG	\$51,119.35	\$51,119.35	\$0.00
			806	Castaneda, M & G	Completed	CDBG	\$43,500.07	\$43,500.07	\$0.00
			807	Peterson, D & K	Completed	CDBG	\$31,709.00	\$31,709.00	\$0.00
			809	Bernasconi, A.	Completed	CDBG	\$12,286.19	\$12,286.19	\$0.00
			829	Escalante, J & G	Open	CDBG	\$2,004.64	\$2,004.64	\$0.00
			830	De Leon, R & C	Completed	CDBG	\$9,809.80	\$9,809.80	\$0.00
		<b>Project Total</b>					<b>\$190,842.89</b>	<b>\$190,842.89</b>	<b>\$0.00</b>
	5	2016-5 AV HOME Residential Rehabilitation Loan Program- RRLP	769	Grimes, C	Completed	HOME	\$11,758.91	\$11,758.91	\$0.00
		<b>Project Total</b>					<b>\$11,758.91</b>	<b>\$11,758.91</b>	<b>\$0.00</b>
	6	2016-6 VV HOME Senior Home Repair Program- SHRP	758	Breeding, S.	Completed	HOME	\$15,697.51	\$15,697.51	\$0.00
			759	Chavez, J/B	Completed	HOME	\$16,249.62	\$16,249.62	\$0.00
			760	Copus, A/D	Completed	HOME	\$16,605.83	\$16,605.83	\$0.00
			761	Flores, T	Completed	HOME	\$14,799.74	\$14,799.74	\$0.00
			762	Hillbish, T	Completed	HOME	\$16,340.21	\$16,340.21	\$0.00
			763	Lockhart, J	Completed	HOME	\$15,934.28	\$15,934.28	\$0.00
			764	Perry, R/D	Completed	HOME	\$14,782.65	\$14,782.65	\$0.00
			765	Persall, D/P	Completed	HOME	\$16,125.30	\$16,125.30	\$0.00
			766	Reynolds, J	Completed	HOME	\$19,399.74	\$19,399.74	\$0.00
			767	Schmidt, D	Completed	HOME	\$16,784.28	\$16,784.28	\$0.00
			774	Boyd, C/A	Completed	HOME	\$19,521.04	\$19,521.04	\$0.00
			775	Harper, Joan	Completed	HOME	\$14,987.66	\$14,987.66	\$0.00
			776	Purcell, G	Completed	HOME	\$17,519.58	\$17,519.58	\$0.00
			777	Thompson, B	Completed	HOME	\$16,362.13	\$16,362.13	\$0.00
		<b>Project Total</b>					<b>\$231,109.57</b>	<b>\$231,109.57</b>	<b>\$0.00</b>
	9	2016-9 AV HOME CHDO projects	650	CVHC affordable rental units	Open	HOME	\$200,000.00	\$0.00	\$200,000.00
		<b>Project Total</b>					<b>\$200,000.00</b>	<b>\$0.00</b>	<b>\$200,000.00</b>
	10	2016-10 AV CDBG VVCSC, Senior/Adult Disabled Emergency Repair Program	694	VV Com Serv Council- Emergency Repairs	Canceled	CDBG	\$0.00	\$0.00	\$0.00
			722	Freitas, T	Completed	CDBG	\$1,199.89	\$1,199.89	\$0.00
			723	Motshagen, P	Completed	CDBG	\$1,220.00	\$1,220.00	\$0.00
			770	Williams, G	Completed	CDBG	\$1,190.00	\$1,190.00	\$0.00
			771	Norton, J	Completed	CDBG	\$722.61	\$722.61	\$0.00
			772	Rogers, L	Completed	CDBG	\$1,163.97	\$1,163.97	\$0.00
			780	Garcia, J	Completed	CDBG	\$2,225.95	\$2,225.95	\$0.00
			788	Kellums, J	Completed	CDBG	\$1,892.82	\$1,892.82	\$0.00

U.S. Department of Housing and Urban Development  
 Office of Community Planning and Development  
 Integrated Disbursement and Information System  
 List of Activities By Program Year And Project  
 APPLE VALLEY,CA

Plan Year	IDIS Project	Project	IDIS Activity ID	Activity Name	Activity Status	Program	Funded Amount	Draw Amount	Balance	
2016	10	2016-10 AV CDBG VVCSC, Senior/Adult Disabled Emergency Repair Program	827	Ford, N.	Canceled	CDBG	\$0.00	\$0.00	\$0.00	
			828	Ford, N.	Completed	CDBG	\$1,607.42	\$1,607.42	\$0.00	
		<b>Project Total</b>						<b>\$11,222.66</b>	<b>\$11,222.66</b>	<b>\$0.00</b>
		<b>Program Total</b>					<b>CDBG</b>	<b>\$592,287.04</b>	<b>\$573,593.88</b>	<b>\$18,693.16</b>
					<b>HOME</b>	<b>\$496,189.48</b>	<b>\$296,189.48</b>	<b>\$200,000.00</b>		
<b>2016 Total</b>						<b>\$1,088,476.52</b>	<b>\$869,783.36</b>	<b>\$218,693.16</b>		
2017	1	Assistance League of Victor Valley	739	Operation School Bell	Completed	CDBG	\$12,500.00	\$12,500.00	\$0.00	
		<b>Project Total</b>						<b>\$12,500.00</b>	<b>\$12,500.00</b>	<b>\$0.00</b>
		High Desert Homeless Services	740	HDHS Shelter Services	Completed	CDBG	\$12,500.00	\$12,500.00	\$0.00	
		<b>Project Total</b>						<b>\$12,500.00</b>	<b>\$12,500.00</b>	<b>\$0.00</b>
		Church for Whosoever	741	CFW Literacy Center	Completed	CDBG	\$3,822.24	\$3,822.24	\$0.00	
		<b>Project Total</b>						<b>\$3,822.24</b>	<b>\$3,822.24</b>	<b>\$0.00</b>
		VV Domestic Violence	742	A Better Way	Completed	CDBG	\$6,500.00	\$6,500.00	\$0.00	
		<b>Project Total</b>						<b>\$6,500.00</b>	<b>\$6,500.00</b>	<b>\$0.00</b>
		SB County Library	743	Adult Literacy Program	Completed	CDBG	\$6,000.00	\$6,000.00	\$0.00	
		<b>Project Total</b>						<b>\$6,000.00</b>	<b>\$6,000.00</b>	<b>\$0.00</b>
		VV Community Services Council	744	Senior/Adult Disabled Needs Program	Completed	CDBG	\$9,950.15	\$9,950.15	\$0.00	
		<b>Project Total</b>						<b>\$9,950.15</b>	<b>\$9,950.15</b>	<b>\$0.00</b>
		Family Assistance Program	745	Transitional Housing	Completed	CDBG	\$10,000.00	\$10,000.00	\$0.00	
		<b>Project Total</b>						<b>\$10,000.00</b>	<b>\$10,000.00</b>	<b>\$0.00</b>
		Lutheran Social Services, So Cal	746	Our Children Project	Canceled	CDBG	\$0.00	\$0.00	\$0.00	
<b>Project Total</b>						<b>\$0.00</b>	<b>\$0.00</b>	<b>\$0.00</b>		
Inland Fair Housing and Mediation Board	747	Fair Housing Services (AFFH) Program	Completed	CDBG	\$10,000.00	\$10,000.00	\$0.00			
<b>Project Total</b>						<b>\$10,000.00</b>	<b>\$10,000.00</b>	<b>\$0.00</b>		
*Moses House Ministries	748	Resources/Referrals for Families	Completed	CDBG	\$4,796.00	\$4,796.00	\$0.00			
<b>Project Total</b>						<b>\$4,796.00</b>	<b>\$4,796.00</b>	<b>\$0.00</b>		
Economic Development and Housing	749	Small Business ADA Rehab Program	Canceled	CDBG	\$0.00	\$0.00	\$0.00			
	768	Small Business ADA Rehab Program	Open	CDBG	\$15,000.00	\$4,797.50	\$10,202.50			
<b>Project Total</b>						<b>\$15,000.00</b>	<b>\$4,797.50</b>	<b>\$10,202.50</b>		
Code Enforcement	750	Low Mod Area, Code Enforcement	Completed	CDBG	\$35,000.00	\$35,000.00	\$0.00			
<b>Project Total</b>						<b>\$35,000.00</b>	<b>\$35,000.00</b>	<b>\$0.00</b>		
Economic Development and Housing Small Business Start up	751	Small Business/Entrepreneur Incubator Project	Open	CDBG	\$10,000.00	\$0.00	\$10,000.00			
<b>Project Total</b>						<b>\$10,000.00</b>	<b>\$0.00</b>	<b>\$10,000.00</b>		
Park and Recreation James Woody Park Playground Structure	752	JW Park, Playground Structure Replacement	Completed	CDBG	\$84,984.94	\$84,984.94	\$0.00			
<b>Project Total</b>						<b>\$84,984.94</b>	<b>\$84,984.94</b>	<b>\$0.00</b>		
Community Development Administration/Monitoring	753	AV CDBG Administration	Completed	CDBG	\$139,456.96	\$139,456.96	\$0.00			

U.S. Department of Housing and Urban Development  
 Office of Community Planning and Development  
 Integrated Disbursement and Information System  
 List of Activities By Program Year And Project  
 APPLE VALLEY,CA

Plan Year	IDIS Project	Project	IDIS Activity ID	Activity Name	Activity Status	Program	Funded Amount	Draw Amount	Balance
2017	15	<b>Project Total</b>					<b>\$139,456.96</b>	<b>\$139,456.96</b>	<b>\$0.00</b>
	16	Residential Rehab Loan Program (RRLP)	782	Kelly J	Completed	CDBG	\$16,877.14	\$16,877.14	\$0.00
			810	Castillo, J & F	Completed	CDBG	\$32,354.32	\$32,354.32	\$0.00
			812	Jones, K	Open	CDBG	\$3,841.96	\$3,841.96	\$0.00
			814	Sheridan, P	Completed	CDBG	\$27,122.58	\$27,122.58	\$0.00
			815	Cota, J.	Completed	CDBG	\$31,558.82	\$31,558.82	\$0.00
			816	Stafford, H & B	Open	CDBG	\$29,058.07	\$29,058.07	\$0.00
			817	Waite, M.	Completed	CDBG	\$22,708.98	\$22,708.98	\$0.00
			818	Watkins, K.	Open	CDBG	\$1,654.18	\$1,654.18	\$0.00
		<b>Project Total</b>					<b>\$165,176.05</b>	<b>\$165,176.05</b>	<b>\$0.00</b>
	17	RRLP Administration (14H)	754	AV Rehab Administration 14H	Open	CDBG	\$80,000.00	\$71,913.13	\$8,086.87
		<b>Project Total</b>					<b>\$80,000.00</b>	<b>\$71,913.13</b>	<b>\$8,086.87</b>
	18	Administration/Monitoring HOME	755	AV HOME Administration	Open	HOME	\$36,628.00	\$21,104.05	\$15,523.95
			756	VV HOME Administration	Completed	HOME	\$16,883.00	\$16,883.00	\$0.00
		<b>Project Total</b>					<b>\$53,511.00</b>	<b>\$37,987.05</b>	<b>\$15,523.95</b>
	21	Real Estate Recovery Mission Homeless Veteran Program	757	RE Recovery Mission: Rehab, Veteran Program	Open	HOME	\$26,662.16	\$0.00	\$26,662.16
		<b>Project Total</b>					<b>\$26,662.16</b>	<b>\$0.00</b>	<b>\$26,662.16</b>
	22	VV Senior Home Repair Program	800	Brooks, R	Completed	HOME	\$16,167.28	\$16,167.28	\$0.00
			801	Hensley, E	Completed	HOME	\$10,172.83	\$10,172.83	\$0.00
			802	Levercom, S	Completed	HOME	\$16,453.28	\$16,453.28	\$0.00
			803	Keller, C	Completed	HOME	\$16,175.98	\$16,175.98	\$0.00
			804	Westfall, A	Completed	HOME	\$14,331.28	\$14,331.28	\$0.00
		<b>Project Total</b>					<b>\$73,300.65</b>	<b>\$73,300.65</b>	<b>\$0.00</b>
		<b>Program Total</b>				<b>CDBG</b>	<b>\$605,686.34</b>	<b>\$577,396.97</b>	<b>\$28,289.37</b>
						<b>HOME</b>	<b>\$153,473.81</b>	<b>\$111,287.70</b>	<b>\$42,186.11</b>
		<b>2017 Total</b>					<b>\$759,160.15</b>	<b>\$688,684.67</b>	<b>\$70,475.48</b>
2018	1	job training	779	vvc	Canceled	CDBG	\$0.00	\$0.00	\$0.00
		<b>Project Total</b>					<b>\$0.00</b>	<b>\$0.00</b>	<b>\$0.00</b>
	4	Assistance League of Victor Valley	790	Assistance League of Victor Valley - Operation School Bell	Completed	CDBG	\$12,500.00	\$12,500.00	\$0.00
		<b>Project Total</b>					<b>\$12,500.00</b>	<b>\$12,500.00</b>	<b>\$0.00</b>
	5	Family Assistance Program	791	Family Assistance Program - Transitional Housing	Completed	CDBG	\$7,978.91	\$7,978.91	\$0.00
		<b>Project Total</b>					<b>\$7,978.91</b>	<b>\$7,978.91</b>	<b>\$0.00</b>
	6	VV College District Foundation, Public Safety Career Pathway Training	819	VV College District Foundation, Public Safety Career Pathway Training	Canceled	CDBG	\$0.00	\$0.00	\$0.00
		<b>Project Total</b>					<b>\$0.00</b>	<b>\$0.00</b>	<b>\$0.00</b>
	7	Manufactured Home/SFR Disposition Program	820	Manufactured Home/SFR Disposition Program	Open	CDBG	\$10,000.00	\$0.00	\$10,000.00

U.S. Department of Housing and Urban Development  
 Office of Community Planning and Development  
 Integrated Disbursement and Information System  
 List of Activities By Program Year And Project  
 APPLE VALLEY,CA

Plan Year	IDIS Project	Project	IDIS Activity ID	Activity Name	Activity Status	Program	Funded Amount	Draw Amount	Balance
2018	7	<b>Project Total</b>					<b>\$10,000.00</b>	<b>\$0.00</b>	<b>\$10,000.00</b>
	8	VV Community Services Council- Senior/Adult Disabled Needs Program	792	Victor Valley Community Services Council - Senior and Disabled Needs Program	Open	CDBG	\$12,500.00	\$9,500.00	\$3,000.00
		<b>Project Total</b>					<b>\$12,500.00</b>	<b>\$9,500.00</b>	<b>\$3,000.00</b>
	9	Cedar House Life Change Centers- Oasis House	793	Social Science Services, Inc. dba Cedar House Life Change Center (CHLCC) - Oasis House	Completed	CDBG	\$5,730.79	\$5,730.79	\$0.00
		<b>Project Total</b>					<b>\$5,730.79</b>	<b>\$5,730.79</b>	<b>\$0.00</b>
	10	TOAV, Eco Dev, Small Business/Entrepreneur Incubator Project	821	Small Business/Entrepreneur Incubator Project	Open	CDBG	\$10,000.00	\$0.00	\$10,000.00
		<b>Project Total</b>					<b>\$10,000.00</b>	<b>\$0.00</b>	<b>\$10,000.00</b>
	11	TOAV Code Enforcement-Community Outreach Deterring Eyesores	811	Code Enforcement	Open	CDBG	\$54,000.00	\$26,371.30	\$27,628.70
		<b>Project Total</b>					<b>\$54,000.00</b>	<b>\$26,371.30</b>	<b>\$27,628.70</b>
	12	Moses House Ministries- Resources and Referrals for Families	794	Moses House Ministries - Resources and Referrals for Families	Completed	CDBG	\$7,358.80	\$7,358.80	\$0.00
		<b>Project Total</b>					<b>\$7,358.80</b>	<b>\$7,358.80</b>	<b>\$0.00</b>
	13	Victor Valley Domestic Violence- A Better Way	795	Victor Valley Domestic Violence, Inc. "A Better Way" - Shelter and Outreach Services	Completed	CDBG	\$3,072.77	\$3,072.77	\$0.00
		<b>Project Total</b>					<b>\$3,072.77</b>	<b>\$3,072.77</b>	<b>\$0.00</b>
	14	Church for Whosoever- CFW Literacy Center	796	The Church for Whosoever - CFW Literacy Center	Completed	CDBG	\$4,399.79	\$4,399.79	\$0.00
		<b>Project Total</b>					<b>\$4,399.79</b>	<b>\$4,399.79</b>	<b>\$0.00</b>
	15	High Desert Homeless Services- Shelter Services	797	High Desert Homeless Services, Inc. - Shelter & Shelter Related Services	Completed	CDBG	\$15,000.00	\$15,000.00	\$0.00
		<b>Project Total</b>					<b>\$15,000.00</b>	<b>\$15,000.00</b>	<b>\$0.00</b>
	16	Inland Fair Housing/Mediation Board- Fair Housing Services	798	Inland Fair Housing and Mediation Board - Fair Housing (AFFH) Services	Completed	CDBG	\$30,000.00	\$30,000.00	\$0.00
		<b>Project Total</b>					<b>\$30,000.00</b>	<b>\$30,000.00</b>	<b>\$0.00</b>
	17	HD Community Foundation/Orenda- Orenda Veteran's Project	799	Streams in the Desert Foundation dba High Desert Community Foundation - Orenda Veterans Project	Completed	CDBG	\$1,250.00	\$1,250.00	\$0.00
		<b>Project Total</b>					<b>\$1,250.00</b>	<b>\$1,250.00</b>	<b>\$0.00</b>
	18	TOAV Park and Rec- Mendel Park Restroom Project	822	Mendel Park Restroom Project	Open	CDBG	\$115,000.00	\$9,303.00	\$105,697.00
		<b>Project Total</b>					<b>\$115,000.00</b>	<b>\$9,303.00</b>	<b>\$105,697.00</b>
	19	TOAV Park and Rec- James Woody Park Parking Lot Resurface	823	James Woody Park Parking Lot Resurface	Open	CDBG	\$105,604.22	\$0.00	\$105,604.22
		<b>Project Total</b>					<b>\$105,604.22</b>	<b>\$0.00</b>	<b>\$105,604.22</b>
	20	TOAV Park and Rec- James Woody Park Security Cameras	824	James Woody Park Security Cameras	Open	CDBG	\$58,387.00	\$382.50	\$58,004.50
		<b>Project Total</b>					<b>\$58,387.00</b>	<b>\$382.50</b>	<b>\$58,004.50</b>
	21	CDBG Program Administration	805	AV CDBG Program Administration	Completed	CDBG	\$157,412.00	\$157,412.00	\$0.00
		<b>Project Total</b>					<b>\$157,412.00</b>	<b>\$157,412.00</b>	<b>\$0.00</b>

U.S. Department of Housing and Urban Development  
 Office of Community Planning and Development  
 Integrated Disbursement and Information System  
 List of Activities By Program Year And Project  
 APPLE VALLEY,CA

Plan Year	IDIS Project	Project	IDIS Activity ID	Activity Name	Activity Status	Program	Funded Amount	Draw Amount	Balance
2018	22	CDBG Rehabilitation Administration 14H	825	CDBG Rehabilitation Administration 14H	Open	CDBG	\$80,000.00	\$0.00	\$80,000.00
		<b>Project Total</b>					<b>\$80,000.00</b>	<b>\$0.00</b>	<b>\$80,000.00</b>
	23	AV HOME Program Administration	808	AV HOME Program Administration	Open	HOME	\$52,497.00	\$51,766.79	\$730.21
		<b>Project Total</b>					<b>\$52,497.00</b>	<b>\$51,766.79</b>	<b>\$730.21</b>
	25	AV HOME Residential Rehabilitation Loan Program (RRLP)	849	Henderson, K.	Open	HOME	\$100.87	\$100.87	\$0.00
		<b>Project Total</b>					<b>\$100.87</b>	<b>\$100.87</b>	<b>\$0.00</b>
	26	VV HOME Program Administration	826	VV HOME Program Administration	Open	HOME	\$24,767.00	\$15,235.78	\$9,531.22
		<b>Project Total</b>					<b>\$24,767.00</b>	<b>\$15,235.78</b>	<b>\$9,531.22</b>
	28	VV HOME Senior Housing Repair Program (SHRP)	831	Agnor, S.	Completed	HOME	\$15,941.15	\$15,941.15	\$0.00
			832	Bailey, M.	Completed	HOME	\$16,091.15	\$16,091.15	\$0.00
			833	Campbell, L.	Completed	HOME	\$16,141.65	\$16,141.65	\$0.00
			834	Campos, R.	Completed	HOME	\$15,841.15	\$15,841.15	\$0.00
			835	Clutts, R.	Completed	HOME	\$14,122.45	\$14,122.45	\$0.00
			836	Collins, N.	Completed	HOME	\$16,149.15	\$16,149.15	\$0.00
			837	Hernandez, J.	Completed	HOME	\$16,141.15	\$16,141.15	\$0.00
			838	Herrera, M. & S.	Completed	HOME	\$15,988.45	\$15,988.45	\$0.00
			839	Hill, T.	Completed	HOME	\$8,103.47	\$8,103.47	\$0.00
			840	Masloff, M.	Completed	HOME	\$16,016.15	\$16,016.15	\$0.00
			841	Wakcher, David & Louise	Completed	HOME	\$14,426.28	\$14,426.28	\$0.00
			842	Cisneros, B.	Completed	HOME	\$14,041.15	\$14,041.15	\$0.00
			843	Downing, Y.	Completed	HOME	\$16,160.15	\$16,160.15	\$0.00
			844	Figueroa, R.	Completed	HOME	\$17,068.15	\$17,068.15	\$0.00
			845	Mohler, E.	Completed	HOME	\$15,768.63	\$15,768.63	\$0.00
			846	Pinot, M.	Completed	HOME	\$16,041.15	\$16,041.15	\$0.00
			847	Robinson, G.	Completed	HOME	\$15,082.15	\$15,082.15	\$0.00
			848	Trainer, A.	Completed	HOME	\$16,241.15	\$16,241.15	\$0.00
		<b>Project Total</b>					<b>\$275,364.73</b>	<b>\$275,364.73</b>	<b>\$0.00</b>
	29	VV HOME CHDO Northgate Rehab, National Core	784	Northgate Village Rehab Ph2, CHDO	Open	HOME	\$80,266.95	\$0.00	\$80,266.95
		<b>Project Total</b>					<b>\$80,266.95</b>	<b>\$0.00</b>	<b>\$80,266.95</b>
	30	Jess Ranch Manholes	813	Jess Ranch Manholes	Open	CDBG	\$230,000.00	\$142,273.08	\$87,726.92
		<b>Project Total</b>					<b>\$230,000.00</b>	<b>\$142,273.08</b>	<b>\$87,726.92</b>
	<b>Program Total</b>					<b>CDBG</b>	<b>\$920,194.28</b>	<b>\$432,532.94</b>	<b>\$487,661.34</b>
						<b>HOME</b>	<b>\$432,996.55</b>	<b>\$342,468.17</b>	<b>\$90,528.38</b>
	<b>2018 Total</b>						<b>\$1,353,190.83</b>	<b>\$775,001.11</b>	<b>\$578,189.72</b>
	<b>Program Grand Total</b>					<b>CDBG</b>	<b>\$13,881,631.91</b>	<b>\$13,346,988.04</b>	<b>\$534,643.87</b>
						<b>HOME</b>	<b>\$8,592,452.29</b>	<b>\$8,259,737.80</b>	<b>\$332,714.49</b>
	<b>Grand Total</b>						<b>\$22,474,084.20</b>	<b>\$21,606,725.84</b>	<b>\$867,358.36</b>



Town of Apple Valley

**IDIS Report – PR 03**  
**CDBG Activity Summary Report**



U.S. Department of Housing and Urban Development  
 Office of Community Planning and Development  
 Integrated Disbursement and Information System  
 CDBG Activity Summary Report (GPR) for Program Year 2018  
 APPLE VALLEY

Date: 27-Sep-2019  
 Time: 11:20  
 Page: 1

**PGM Year:** 2013  
**Project:** 0004 - CDBG Capital Improvement Projects  
**IDIS Activity:** 531 - James Woody Park Picnic Structures

**Status:** Completed 11/13/2018 12:00:00 AM  
**Location:** 13467 Navajo Rd Apple Valley, CA 92308-6529

**Objective:** Create suitable living environments  
**Outcome:** Availability/accessibility  
**Matrix Code:** Parks, Recreational Facilities (03F)      **National Objective:** LMA

**Initial Funding Date:** 09/16/2013

**Description:**  
 The project will provide installation of park improvements to include picnic shade structures, concrete pads and pathways, fences and building improvements.

**Financing**

	Fund Type	Grant Year	Grant	Funded Amount	Drawn In Program Year	Drawn Thru Program Year
CDBG	EN	Pre-2015		\$119,316.32	\$0.00	\$0.00
		2012	B12MC060588		\$0.00	\$51,200.45
		2013	B13MC060588		\$0.00	\$63,397.87
		2014	B14MC060588		\$0.00	\$4,718.00
	PI			\$12,628.23	\$6,971.00	\$12,628.23
<b>Total</b>	<b>Total</b>			<b>\$131,944.55</b>	<b>\$6,971.00</b>	<b>\$131,944.55</b>

**Proposed Accomplishments**

Public Facilities : 1  
 Total Population in Service Area: 21,963  
 Census Tract Percent Low / Mod: 55.20

**Annual Accomplishments**

Years	Accomplishment Narrative	# Benefitting
2013	Scope of work is being developed for project. Part of scope will be to improve accessibility in conjunction with Activity 533 including leveraged transportation funds. Work to be completed in 2014.	
2014	Park improvements are underway and nearly complete. Completion scheduled for summer of 2015. Amenities include concrete walks, permanent benches, water fountains, shade structure and baseball safety nets.	
2015	Project is nearly complete. Delays have been experienced due to need to collaborate with utility companies to remedy on site issues. Expected completion fall of 2016.	
2016	Project was delayed due to unforeseen issues involving electrical utility company and on site infrastructure. Remedy in progress. Completion of project expected summer of 2017.	
2017	Project was delayed due to unforeseen issues involving on site infrastructure. Remedy in progress. Completion of project expected December 2018.	






U.S. Department of Housing and Urban Development  
Office of Community Planning and Development  
Integrated Disbursement and Information System  
CDBG Activity Summary Report (GPR) for Program Year 2018  
APPLE VALLEY

Date: 27-Sep-2019  
Time: 11:20  
Page: 2

<b>Years</b>	<b>Accomplishment Narrative</b>	<b># Benefitting</b>
2018	<p>Project was completed with balance of \$18,055.45 to be reprogrammed to the 2017 James Woody Playground Structure Replacement Project. There was a concrete slab poured and a Polygon steel shelter. This shelter includes a Multi rib metal roof, Poli-5000 frame finish, anchor bolts, wet stamped engineering including footings.</p> <p>Grading of existing area 4 foot concrete wall Installation of concrete slab Installation of Steel Shelter</p>	



U.S. Department of Housing and Urban Development  
 Office of Community Planning and Development  
 Integrated Disbursement and Information System  
 CDBG Activity Summary Report (GPR) for Program Year 2018  
 APPLE VALLEY

Date: 27-Sep-2019  
 Time: 11:20  
 Page: 3

**PGM Year:** 2015  
**Project:** 0003 - 2015-3 Capital Improvements  
**IDIS Activity:** 624 - James Woody Park- walks and amenities

**Status:** Open  
**Location:** 13467 Navajo Rd Apple Valley, CA 92308-6529

**Objective:** Create suitable living environments  
**Outcome:** Availability/accessibility  
**Matrix Code:** Parks, Recreational Facilities (03F)

**National Objective:** LMA

**Initial Funding Date:** 08/11/2016

**Description:**

This project consists of construction of sidewalks for accessibility, strategic walking paths and ancillary amenities for James Woody Park.

**Financing**

	Fund Type	Grant Year	Grant	Funded Amount	Drawn In Program Year	Drawn Thru Program Year
CDBG	EN	Pre-2015		\$13,160.84	\$0.00	\$0.00
		2014	B14MC060588		\$13,160.84	\$13,160.84
		2015	B15MC060588	\$18,719.16	\$12,164.16	\$18,719.16
	PI			\$46,280.84	\$0.00	\$46,280.84
<b>Total</b>	<b>Total</b>			<b>\$78,160.84</b>	<b>\$25,325.00</b>	<b>\$78,160.84</b>

**Proposed Accomplishments**

Public Facilities : 1  
 Total Population in Service Area: 29,195  
 Census Tract Percent Low / Mod: 58.50

**Annual Accomplishments**

Years	Accomplishment Narrative	# Benefitting
2015	Project is in design phase; to be completed Fall/Winter 2016	
2016	Project was delayed due to unforeseen issues involving electrical utility company and on site infrastructure. Remedy in progress. Completion of project expected summer of 2017.	
2017	A majority of the project has been completed during the 4th quarter of the 17/18 program year with project completion scheduled for the 1st quarter of the 18/19 program year.	
2018	The construction portion of the project was completed during the 2018-2019 program year. Pending Labor Compliance issues are keeping the project open in IDIS. These issues are anticipated to be resolved during the 2019-2020 program year upon which the project will be marked complete.	



U.S. Department of Housing and Urban Development  
 Office of Community Planning and Development  
 Integrated Disbursement and Information System  
 CDBG Activity Summary Report (GPR) for Program Year 2018  
 APPLE VALLEY

Date: 27-Sep-2019  
 Time: 11:20  
 Page: 4

**PGM Year:** 2016  
**Project:** 0001 - 2016-1 Administration  
**IDIS Activity:** 678 - AV Rehab Administration 14H

**Status:** Completed 6/30/2019 12:00:00 AM      **Objective:** Create suitable living environments  
**Location:** 14955 Dale Evans Pkwy Apple Valley, CA 92307-3061      **Outcome:** Sustainability  
**Matrix Code:** Rehabilitation Administration (14H)      **National Objective:** LMH

**Initial Funding Date:** 09/12/2016

**Description:**

Funds will be used to directly administer the Residential Rehabilitation Loan Program.  
 Funds will be used to pay for administrative costs directly related to administering housing repair programs that cannot be associated to an active project file.  
 Ex. Marketing, general customer service, processing of applications that are determined ineligible or cancel, loans that do not fund, processing warranty issues, qualifying contractors, processing requests for subordination and payoffs, monitoring, etc.

**Financing**


	Fund Type	Grant Year	Grant	Funded Amount	Drawn In Program Year	Drawn Thru Program Year
CDBG	EN	2016	B16MC060588	\$53,417.81	\$8,314.39	\$53,417.81
	PI			\$26,582.19	\$0.00	\$26,582.19
<b>Total</b>	<b>Total</b>			<b>\$80,000.00</b>	<b>\$8,314.39</b>	<b>\$80,000.00</b>

**Proposed Accomplishments**

**Actual Accomplishments**

Number assisted:

	Owner		Renter		Total		Person	
	Total	Hispanic	Total	Hispanic	Total	Hispanic	Total	Hispanic
White:	1	0	0	0	1	0	0	0
Black/African American:	0	0	0	0	0	0	0	0
Asian:	0	0	0	0	0	0	0	0
American Indian/Alaskan Native:	0	0	0	0	0	0	0	0
Native Hawaiian/Other Pacific Islander:	0	0	0	0	0	0	0	0
American Indian/Alaskan Native & White:	0	0	0	0	0	0	0	0
Asian White:	0	0	0	0	0	0	0	0
Black/African American & White:	0	0	0	0	0	0	0	0
American Indian/Alaskan Native & Black/African American:	0	0	0	0	0	0	0	0
Other multi-racial:	0	0	0	0	0	0	0	0
Asian/Pacific Islander:	0	0	0	0	0	0	0	0
Hispanic:	0	0	0	0	0	0	0	0



U.S. Department of Housing and Urban Development  
 Office of Community Planning and Development  
 Integrated Disbursement and Information System  
 CDBG Activity Summary Report (GPR) for Program Year 2018  
 APPLE VALLEY

Date: 27-Sep-2019  
 Time: 11:20  
 Page: 5

<b>Total:</b>	<b>1</b>	<b>0</b>	<b>0</b>	<b>0</b>	<b>1</b>	<b>0</b>	<b>0</b>	<b>0</b>
Female-headed Households:	0		0		0			
<i>Income Category:</i>								
	<b>Owner</b>	<b>Renter</b>	<b>Total</b>	<b>Person</b>				
Extremely Low	0	0	0	0				
Low Mod	1	0	1	0				
Moderate	0	0	0	0				
Non Low Moderate	0	0	0	0				
Total	1	0	1	0				
Percent Low/Mod	100.0%		100.0%					

**Annual Accomplishments**

Years	Accomplishment Narrative	# Benefiting
2016	Funds used to pay for delivery costs directly related to administering RRLP including answering inquiries regarding RRLP, processing of loans that are cancelled or determined to be ineligible in the application process, conducting lender workshops, contractor workshops, applicant workshops, processing subordinations and payoffs, and other miscellaneous responsibilities related to implementing the RRLP program.	
2017	Funds used to pay for delivery costs directly related to administering RRLP including answering inquiries regarding RRLP, processing of loans that are cancelled or determined to be ineligible in the application process, conducting lender workshops, contractor workshops, applicant workshops, processing subordinations and payoffs, and other miscellaneous responsibilities related to implementing the RRLP program.	
2018	Funds used to pay for delivery costs directly related to administering RRLP including answering inquiries regarding RRLP, processing of loans that are cancelled or determined to be ineligible in the application process, conducting lender workshops, contractor workshops, applicant workshops, processing subordinations and payoffs, and other miscellaneous responsibilities related to implementing the RRLP program.	



U.S. Department of Housing and Urban Development  
 Office of Community Planning and Development  
 Integrated Disbursement and Information System  
 CDBG Activity Summary Report (GPR) for Program Year 2018  
 APPLE VALLEY

Date: 27-Sep-2019  
 Time: 11:20  
 Page: 6

**PGM Year:** 2016  
**Project:** 0003 - 2016-3 Capital Improvements  
**IDIS Activity:** 693 - James Woody Comm Ctr- Floors, Roof

**Status:** Open  
**Location:** 13467 Navajo Rd Apple Valley, CA 92308-6529

**Objective:** Create suitable living environments  
**Outcome:** Sustainability  
**Matrix Code:** Parks, Recreational Facilities (03F)      **National Objective:** LMA

**Initial Funding Date:** 10/03/2016

**Description:**

This project provides for the refurbishing/repair of wooden activity floors and roof of James Woody gymnasium and auditorium.

**Financing**


	Fund Type	Grant Year	Grant	Funded Amount	Drawn In Program Year	Drawn Thru Program Year
CDBG	EN	2015	B15MC060588	\$2,500.00	\$0.00	\$2,500.00
		2016	B16MC060588	\$20,000.00	\$0.00	\$1,306.84
<b>Total</b>	<b>Total</b>			<b>\$22,500.00</b>	<b>\$0.00</b>	<b>\$3,806.84</b>

**Proposed Accomplishments**

Public Facilities : 1  
 Total Population in Service Area: 24,185  
 Census Tract Percent Low / Mod: 62.44

**Annual Accomplishments**

Years	Accomplishment Narrative	# Benefitting
2016	Project anticipated to commence during the 17/18 program year.	
2017	Project meet unforeseen issues and therefore project is anticipated to be completed during the 2018/2019 program year.	
2018	Project meet unforeseen issues and therefore project is anticipated to be completed during the 2019/2020 program year.	



U.S. Department of Housing and Urban Development  
 Office of Community Planning and Development  
 Integrated Disbursement and Information System  
 CDBG Activity Summary Report (GPR) for Program Year 2018  
 APPLE VALLEY

Date: 27-Sep-2019  
 Time: 11:20  
 Page: 7

**PGM Year:** 2017  
**Project:** 0006 - VV Community Services Council  
**IDIS Activity:** 744 - Senior/Adult Disabled Needs Program

**Status:** Completed 6/30/2018 12:00:00 AM  
**Location:** 16692 Mojave Dr Victorville, CA 92395-3863

**Objective:** Create suitable living environments  
**Outcome:** Availability/accessibility  
**Matrix Code:** Senior Services (05A)

**National Objective:** LMC

**Initial Funding Date:** 11/27/2017

**Description:**

Program provides free minor home repairs related to healthsafety issues; transportation provided to necessary locations; comfort visits to homebound and residents of care facilities.

**Financing**

	Fund Type	Grant Year	Grant	Funded Amount	Drawn In Program Year	Drawn Thru Program Year
CDBG	EN	2017	B17MC060588	\$7,538.68	\$0.00	\$7,538.68
	PI			\$2,411.47	\$204.36	\$2,411.47
<b>Total</b>	<b>Total</b>			<b>\$9,950.15</b>	<b>\$204.36</b>	<b>\$9,950.15</b>


**Proposed Accomplishments**

People (General) : 90

**Actual Accomplishments**

Number assisted:

	Owner		Renter		Total		Person	
	Total	Hispanic	Total	Hispanic	Total	Hispanic	Total	Hispanic
White:	0	0	0	0	0	0	40	8
Black/African American:	0	0	0	0	0	0	9	0
Asian:	0	0	0	0	0	0	1	0
American Indian/Alaskan Native:	0	0	0	0	0	0	1	0
Native Hawaiian/Other Pacific Islander:	0	0	0	0	0	0	0	0
American Indian/Alaskan Native & White:	0	0	0	0	0	0	0	0
Asian White:	0	0	0	0	0	0	0	0
Black/African American & White:	0	0	0	0	0	0	0	0
American Indian/Alaskan Native & Black/African American:	0	0	0	0	0	0	0	0
Other multi-racial:	0	0	0	0	0	0	0	0
Asian/Pacific Islander:	0	0	0	0	0	0	0	0
Hispanic:	0	0	0	0	0	0	0	0
<b>Total:</b>	<b>0</b>	<b>0</b>	<b>0</b>	<b>0</b>	<b>0</b>	<b>0</b>	<b>51</b>	<b>8</b>
Female-headed Households:	0		0		0			



U.S. Department of Housing and Urban Development  
Office of Community Planning and Development  
Integrated Disbursement and Information System  
CDBG Activity Summary Report (GPR) for Program Year 2018  
APPLE VALLEY

Date: 27-Sep-2019

Time: 11:20


Page: 8

*Income Category:*

	<b>Owner</b>	<b>Renter</b>	<b>Total</b>	<b>Person</b>
Extremely Low	0	0	0	0
Low Mod	0	0	0	51
Moderate	0	0	0	0
Non Low Moderate	0	0	0	0
Total	0	0	0	51
Percent Low/Mod				100.0%

**Annual Accomplishments**

<b>Years</b>	<b>Accomplishment Narrative</b>	<b># Benefitting</b>
2017	<p>Seniors/adult disabled residents were provided with minor home repairs, transportation services and welfare visits. Staff attended resource networking meetings and distributed program brochures to providers and locations visited by seniors.</p> <p>1st Quarter - a total of 16 unduplicated persons received services. 2nd Quarter - a total of 15 unduplicated persons received services. 3rd Quarter - a total of 9 unduplicated persons received services. 4th Quarter - a total of 11 unduplicated persons received services.</p> <p>Total - a total of 51 unduplicated persons received services.</p>	



U.S. Department of Housing and Urban Development  
 Office of Community Planning and Development  
 Integrated Disbursement and Information System  
 CDBG Activity Summary Report (GPR) for Program Year 2018  
 APPLE VALLEY

Date: 27-Sep-2019  
 Time: 11:20  
 Page: 9

**PGM Year:** 2017  
**Project:** 0012 - Code Enforcement  
**IDIS Activity:** 750 - Low Mod Area, Code Enforcement

**Status:** Completed 6/30/2019 12:00:00 AM  
**Location:** 14955 Dale Evans Pkwy Apple Valley, CA 92307-3061

**Objective:** Create suitable living environments

**Outcome:** Sustainability

**Matrix Code:** Code Enforcement (15)

**National Objective:** LMA

**Initial Funding Date:** 11/27/2017

**Description:**

Program will provide forcode enforcement in low mod census tract areas.

**Financing**

	Fund Type	Grant Year	Grant	Funded Amount	Drawn In Program Year	Drawn Thru Program Year
CDBG	EN	2017	B17MC060588	\$19,622.64	\$19,473.89	\$19,622.64
	PI			\$15,377.36	\$0.00	\$15,377.36
<b>Total</b>	<b>Total</b>			<b>\$35,000.00</b>	<b>\$19,473.89</b>	<b>\$35,000.00</b>

**Proposed Accomplishments**

People (General) : 1,000

Total Population in Service Area: 34,805

Census Tract Percent Low / Mod: 61.86

**Annual Accomplishments**

Years	Accomplishment Narrative	# Benefiting
2017	The Town's CODE Enforcement Department was able to complete a total of 287 unique case numbers during the 2017-2018 CDBG program year. The balance of funds will be charged for cases addressed during the 18/19 program year.	
2018	The Code Enforcement Department was able to address 878 cases during the 18/19 program of which approximately 42.5%, or 373 cases were charged to this activity.	





U.S. Department of Housing and Urban Development  
 Office of Community Planning and Development  
 Integrated Disbursement and Information System  
 CDBG Activity Summary Report (GPR) for Program Year 2018  
 APPLE VALLEY

Date: 27-Sep-2019  
 Time: 11:20  
 Page: 10

**PGM Year:** 2017  
**Project:** 0013 - Economic Development and Housing Small Business Start up  
**IDIS Activity:** 751 - Small Business/Entrepreneur Incubator Project

**Status:** Open      **Objective:** Create economic opportunities  
**Location:** 14955 Dale Evans Pkwy Apple Valley, CA 92307-3061      **Outcome:** Availability/accessibility  
**Matrix Code:** Micro-Enterprise Assistance (18C)      **National Objective:** LMJ

**Initial Funding Date:** 11/27/2017

**Description:**

Program will provide funding to design and construct an incubator office space for approximately 12 small business tenants, offering shared resources.

**Financing**

	Fund Type	Grant Year	Grant	Funded Amount	Drawn In Program Year	Drawn Thru Program Year
CDBG	EN	2017	B17MC060588	\$10,000.00	\$0.00	\$0.00
<b>Total</b>	<b>Total</b>			<b>\$10,000.00</b>	<b>\$0.00</b>	<b>\$0.00</b>


**Proposed Accomplishments**

Jobs : 1

**Actual Accomplishments**

Number assisted:

	Owner		Renter		Total		Person	
	Total	Hispanic	Total	Hispanic	Total	Hispanic	Total	Hispanic
White:	0	0	0	0	0	0		0
Black/African American:	0	0	0	0	0	0	0	0
Asian:	0	0	0	0	0	0	0	0
American Indian/Alaskan Native:	0	0	0	0	0	0	0	0
Native Hawaiian/Other Pacific Islander:	0	0	0	0	0	0	0	0
American Indian/Alaskan Native & White:	0	0	0	0	0	0	0	0
Asian White:	0	0	0	0	0	0	0	0
Black/African American & White:	0	0	0	0	0	0	0	0
American Indian/Alaskan Native & Black/African American:	0	0	0	0	0	0	0	0
Other multi-racial:	0	0	0	0	0	0	0	0
Asian/Pacific Islander:	0	0	0	0	0	0	0	0
Hispanic:	0	0	0	0	0	0	0	0
<b>Total:</b>	<b>0</b>	<b>0</b>	<b>0</b>	<b>0</b>	<b>0</b>	<b>0</b>	<b>0</b>	<b>0</b>
Female-headed Households:	0		0		0			



U.S. Department of Housing and Urban Development  
Office of Community Planning and Development  
Integrated Disbursement and Information System  
CDBG Activity Summary Report (GPR) for Program Year 2018  
APPLE VALLEY

Date: 27-Sep-2019

Time: 11:20

Page: 11

*Income Category:*

	<b>Owner</b>	<b>Renter</b>	<b>Total</b>	<b>Person</b>
Extremely Low	0	0	0	0
Low Mod	0	0	0	0
Moderate	0	0	0	0
Non Low Moderate	0	0	0	0
Total	0	0	0	0
Percent Low/Mod				

**Annual Accomplishments**

<b>Years</b>	<b>Accomplishment Narrative</b>	<b># Benefitting</b>
2017	No accomplishments completed during this program year.	
2018	No accomplishments completed during this program year.	



U.S. Department of Housing and Urban Development  
 Office of Community Planning and Development  
 Integrated Disbursement and Information System  
 CDBG Activity Summary Report (GPR) for Program Year 2018  
 APPLE VALLEY

Date: 27-Sep-2019  
 Time: 11:20  
 Page: 12

**PGM Year:** 2017  
**Project:** 0014 - Park and Recreation James Woody Park Playground Structure  
**IDIS Activity:** 752 - JW Park, Playground Structure Replacement

**Status:** Completed 6/30/2019 12:00:00 AM      **Objective:** Create suitable living environments  
**Location:** 13467 Navajo Rd Apple Valley, CA 92308-6529      **Outcome:** Sustainability  
**Matrix Code:** Parks, Recreational Facilities (03F)      **National Objective:** LMA

**Initial Funding Date:** 11/27/2017

**Description:**

Project will replace existing playground equipment that is now out of compliance with relevant codes. Location is northwest corner of park. In November 2018, the project's budget was amended to increase it by \$18,055.45 (balance leftover from the 2013 James Woody Park Picnic Structure Project).

**Financing**

	Fund Type	Grant Year	Grant	Funded Amount	Drawn In Program Year	Drawn Thru Program Year
CDBG	EN	Pre-2015		\$23,015.45	\$0.00	\$0.00
		2014	B14MC060588		\$23,015.45	\$23,015.45
		2015	B15MC060588	\$1,969.49	\$1,969.49	\$1,969.49
		2017	B17MC060588	\$60,000.00	\$60,000.00	\$60,000.00
<b>Total</b>	<b>Total</b>			<b>\$84,984.94</b>	<b>\$84,984.94</b>	<b>\$84,984.94</b>

**Proposed Accomplishments**

Public Facilities : 1  
 Total Population in Service Area: 21,780  
 Census Tract Percent Low / Mod: 61.36

**Annual Accomplishments**

Years	Accomplishment Narrative	# Benefitting
2017	No accomplishments completed during this program year. Project anticipated to commence during the first quarter of the 18/19 program year.	
2018	The existing playground equipment was demolished and a new playground was installed by Miracle Playground. In addition, the old wood chips that were in poor condition were removed and new wood chips were installed. Lastly, a 4 foot fence was installed around the playground area.	



U.S. Department of Housing and Urban Development  
 Office of Community Planning and Development  
 Integrated Disbursement and Information System  
 CDBG Activity Summary Report (GPR) for Program Year 2018  
 APPLE VALLEY

Date: 27-Sep-2019  
 Time: 11:20  
 Page: 13

**PGM Year:** 2017  
**Project:** 0017 - RRLP Administration (14H)  
**IDIS Activity:** 754 - AV Rehab Administration 14H

**Status:** Open  
**Location:** 14955 Dale Evans Pkwy Apple Valley, CA 92307-3061  
**Objective:** Provide decent affordable housing  
**Outcome:** Sustainability  
**Matrix Code:** Rehabilitation Administration (14H) **National Objective:** LMC

**Initial Funding Date:** 11/27/2017

**Description:**

Funds are utilized to pay costs directly related to functions associated with the residential rehabilitation program that are not tied to an active file. Examples include: marketing, program workshops, warranty actions, subordination and payoff demands, monitoring, customer service and inquiries, contractor development, etc.

**Financing**

	Fund Type	Grant Year	Grant	Funded Amount	Drawn In Program Year	Drawn Thru Program Year
CDBG	EN	2017	B17MC060588	\$80,000.00	\$71,913.13	\$71,913.13
<b>Total</b>	<b>Total</b>			<b>\$80,000.00</b>	<b>\$71,913.13</b>	<b>\$71,913.13</b>


**Proposed Accomplishments**

Housing Units : 1

**Actual Accomplishments**

Number assisted:

	Owner		Renter		Total		Person	
	Total	Hispanic	Total	Hispanic	Total	Hispanic	Total	Hispanic
White:	0	0	0	0	0	0		0
Black/African American:	0	0	0	0	0	0	0	0
Asian:	0	0	0	0	0	0	0	0
American Indian/Alaskan Native:	0	0	0	0	0	0	0	0
Native Hawaiian/Other Pacific Islander:	0	0	0	0	0	0	0	0
American Indian/Alaskan Native & White:	0	0	0	0	0	0	0	0
Asian White:	0	0	0	0	0	0	0	0
Black/African American & White:	0	0	0	0	0	0	0	0
American Indian/Alaskan Native & Black/African American:	0	0	0	0	0	0	0	0
Other multi-racial:	0	0	0	0	0	0	0	0
Asian/Pacific Islander:	0	0	0	0	0	0	0	0
Hispanic:	0	0	0	0	0	0	0	0
<b>Total:</b>	<b>0</b>	<b>0</b>	<b>0</b>	<b>0</b>	<b>0</b>	<b>0</b>	<b>0</b>	<b>0</b>
Female-headed Households:	0		0		0			



U.S. Department of Housing and Urban Development  
Office of Community Planning and Development  
Integrated Disbursement and Information System  
CDBG Activity Summary Report (GPR) for Program Year 2018  
APPLE VALLEY

Date: 27-Sep-2019

Time: 11:20


Page: 14

*Income Category:*

	<b>Owner</b>	<b>Renter</b>	<b>Total</b>	<b>Person</b>
Extremely Low	0	0	0	0
Low Mod	0	0	0	0
Moderate	0	0	0	0
Non Low Moderate	0	0	0	0
Total	0	0	0	0
Percent Low/Mod				

**Annual Accomplishments**

<b>Years</b>	<b>Accomplishment Narrative</b>	<b># Benefiting</b>
2017	No accomplishments completed during this program year. Prior year dollars were utilized during the 2017/2018 program year.	
2018	Funds used to pay for delivery costs directly related to administering RRLP including answering inquiries regarding RRLP, processing of loans that are cancelled or determined to be ineligible in the application process, conducting lender workshops, contractor workshops, applicant workshops, processing subordinations and payoffs, and other miscellaneous responsibilities related to implementing the RRLP program.	



U.S. Department of Housing and Urban Development  
 Office of Community Planning and Development  
 Integrated Disbursement and Information System  
 CDBG Activity Summary Report (GPR) for Program Year 2018  
 APPLE VALLEY

Date: 27-Sep-2019  
 Time: 11:20  
 Page: 15

**PGM Year:** 2017  
**Project:** 0011 - Economic Development and Housing  
**IDIS Activity:** 768 - Small Business ADA Rehab Program

**Status:** Open  
**Location:** 14955 Dale Evans Pkwy Apple Valley, CA 92307-3061  
**Objective:** Create suitable living environments  
**Outcome:** Availability/accessibility  
**Matrix Code:** Rehab; Publicly or Privately-Owned Commercial/Industrial (14E) **National Objective:** LMC

**Initial Funding Date:** 11/30/2017

**Description:**

Program will assist small business owners with accessibility improvements to attain compliance with State ADA regulations.

**Financing**

	Fund Type	Grant Year	Grant	Funded Amount	Drawn In Program Year	Drawn Thru Program Year
CDBG	EN	2017	B17MC060588	\$12,295.00	\$0.00	\$2,092.50
	PI			\$2,705.00	\$0.00	\$2,705.00
<b>Total</b>	<b>Total</b>			<b>\$15,000.00</b>	<b>\$0.00</b>	<b>\$4,797.50</b>

**Proposed Accomplishments**

Businesses : 3

**Actual Accomplishments**

Number assisted:

	Owner		Renter		Total		Person	
	Total	Hispanic	Total	Hispanic	Total	Hispanic	Total	Hispanic
White:	0	0	0	0	0	0		0
Black/African American:	0	0	0	0	0	0	0	0
Asian:	0	0	0	0	0	0	0	0
American Indian/Alaskan Native:	0	0	0	0	0	0	0	0
Native Hawaiian/Other Pacific Islander:	0	0	0	0	0	0	0	0
American Indian/Alaskan Native & White:	0	0	0	0	0	0	0	0
Asian White:	0	0	0	0	0	0	0	0
Black/African American & White:	0	0	0	0	0	0	0	0
American Indian/Alaskan Native & Black/African American:	0	0	0	0	0	0	0	0
Other multi-racial:	0	0	0	0	0	0	0	0
Asian/Pacific Islander:	0	0	0	0	0	0	0	0
Hispanic:	0	0	0	0	0	0	0	0
<b>Total:</b>	<b>0</b>	<b>0</b>	<b>0</b>	<b>0</b>	<b>0</b>	<b>0</b>	<b>0</b>	<b>0</b>

Female-headed Households:

	0	0	0
--	---	---	---



U.S. Department of Housing and Urban Development  
Office of Community Planning and Development  
Integrated Disbursement and Information System  
CDBG Activity Summary Report (GPR) for Program Year 2018  
APPLE VALLEY

Date: 27-Sep-2019

Time: 11:20

Page: 16

*Income Category:*

	<b>Owner</b>	<b>Renter</b>	<b>Total</b>	<b>Person</b>
Extremely Low	0	0	0	0
Low Mod	0	0	0	0
Moderate	0	0	0	0
Non Low Moderate	0	0	0	0
Total	0	0	0	0
Percent Low/Mod				

**Annual Accomplishments**

<b>Years</b>	<b>Accomplishment Narrative</b>	<b># Benefitting</b>
2017	No accomplishments completed during this program year. The Town was able to commence the preparation of the program guidelines for implementation during the 2018/2019 program year.	
2018	No accomplishments completed during this program year.	



U.S. Department of Housing and Urban Development  
 Office of Community Planning and Development  
 Integrated Disbursement and Information System  
 CDBG Activity Summary Report (GPR) for Program Year 2018  
 APPLE VALLEY

Date: 27-Sep-2019  
 Time: 11:20  
 Page: 17

**PGM Year:** 2015  
**Project:** 0004 - 2015-4 AV CDBG Residential Rehabilitation Loan Program- RRLP  
**IDIS Activity:** 785 - Martin, V & K

**Status:** Completed 8/29/2018 12:00:00 AM  
**Location:** Address Suppressed  
**Objective:** Provide decent affordable housing  
**Outcome:** Availability/accessibility  
**Matrix Code:** Rehab; Single-Unit Residential (14A)      **National Objective:** LMH

**Initial Funding Date:** 08/28/2018

**Description:**  
 RRLP rehabilitation of single family residential property.

**Financing**

	Fund Type	Grant Year	Grant	Funded Amount	Drawn In Program Year	Drawn Thru Program Year
CDBG	PI			\$26,078.69	\$0.00	\$26,078.69
<b>Total</b>	<b>Total</b>			<b>\$26,078.69</b>	<b>\$0.00</b>	<b>\$26,078.69</b>

**Proposed Accomplishments**


Housing Units : 1

**Actual Accomplishments**

*Number assisted:*

	<b>Owner</b>		<b>Renter</b>		<b>Total</b>		<b>Person</b>	
	Total	Hispanic	Total	Hispanic	Total	Hispanic	Total	Hispanic
White:	1	0	0	0	1	0	0	0
Black/African American:	0	0	0	0	0	0	0	0
Asian:	0	0	0	0	0	0	0	0
American Indian/Alaskan Native:	0	0	0	0	0	0	0	0
Native Hawaiian/Other Pacific Islander:	0	0	0	0	0	0	0	0
American Indian/Alaskan Native & White:	0	0	0	0	0	0	0	0
Asian White:	0	0	0	0	0	0	0	0
Black/African American & White:	1	0	0	0	1	0	0	0
American Indian/Alaskan Native & Black/African American:	0	0	0	0	0	0	0	0
Other multi-racial:	0	0	0	0	0	0	0	0
Asian/Pacific Islander:	0	0	0	0	0	0	0	0
Hispanic:	0	0	0	0	0	0	0	0
<b>Total:</b>	<b>2</b>	<b>0</b>	<b>0</b>	<b>0</b>	<b>2</b>	<b>0</b>	<b>0</b>	<b>0</b>
Female-headed Households:	0		0		0			





U.S. Department of Housing and Urban Development  
Office of Community Planning and Development  
Integrated Disbursement and Information System  
CDBG Activity Summary Report (GPR) for Program Year 2018  
APPLE VALLEY

Date: 27-Sep-2019

Time: 11:20

Page: 18

*Income Category:*

	<b>Owner</b>	<b>Renter</b>	<b>Total</b>	<b>Person</b>
Extremely Low	0	0	0	0
Low Mod	0	0	0	0
Moderate	2	0	2	0
Non Low Moderate	0	0	0	0
Total	2	0	2	0
Percent Low/Mod	100.0%		100.0%	

**Annual Accomplishments**

<b>Years</b>	<b>Accomplishment Narrative</b>	<b># Benefitting</b>
2017	One (1) Residential Rehabilitation Loan Program rehab on a single family residence completed during the 2017-2018 program year.	



U.S. Department of Housing and Urban Development  
 Office of Community Planning and Development  
 Integrated Disbursement and Information System  
 CDBG Activity Summary Report (GPR) for Program Year 2018  
 APPLE VALLEY

Date: 27-Sep-2019  
 Time: 11:20  
 Page: 19

**PGM Year:** 2015  
**Project:** 0004 - 2015-4 AV CDBG Residential Rehabilitation Loan Program- RRLP  
**IDIS Activity:** 786 - Ocnoff, D.

**Status:** Completed 8/29/2018 12:00:00 AM  
**Location:** Address Suppressed  
**Objective:** Provide decent affordable housing  
**Outcome:** Availability/accessibility  
**Matrix Code:** Rehab; Single-Unit Residential (14A)      **National Objective:** LMH

**Initial Funding Date:** 08/28/2018

**Description:**  
 Residential Rehabilitation Loan Program for single family residence.

**Financing**

	Fund Type	Grant Year	Grant	Funded Amount	Drawn In Program Year	Drawn Thru Program Year
CDBG	PI			\$10,703.01	\$0.00	\$10,703.01
<b>Total</b>	<b>Total</b>			<b>\$10,703.01</b>	<b>\$0.00</b>	<b>\$10,703.01</b>


**Proposed Accomplishments**

Housing Units : 1

**Actual Accomplishments**

*Number assisted:*

	<b>Owner</b>		<b>Renter</b>		<b>Total</b>		<b>Person</b>	
	Total	Hispanic	Total	Hispanic	Total	Hispanic	Total	Hispanic
White:	1	0	0	0	1	0	0	0
Black/African American:	0	0	0	0	0	0	0	0
Asian:	0	0	0	0	0	0	0	0
American Indian/Alaskan Native:	0	0	0	0	0	0	0	0
Native Hawaiian/Other Pacific Islander:	0	0	0	0	0	0	0	0
American Indian/Alaskan Native & White:	0	0	0	0	0	0	0	0
Asian White:	0	0	0	0	0	0	0	0
Black/African American & White:	0	0	0	0	0	0	0	0
American Indian/Alaskan Native & Black/African American:	0	0	0	0	0	0	0	0
Other multi-racial:	0	0	0	0	0	0	0	0
Asian/Pacific Islander:	0	0	0	0	0	0	0	0
Hispanic:	0	0	0	0	0	0	0	0
<b>Total:</b>	<b>1</b>	<b>0</b>	<b>0</b>	<b>0</b>	<b>1</b>	<b>0</b>	<b>0</b>	<b>0</b>
Female-headed Households:	0		0		0			



U.S. Department of Housing and Urban Development  
Office of Community Planning and Development  
Integrated Disbursement and Information System  
CDBG Activity Summary Report (GPR) for Program Year 2018  
APPLE VALLEY

Date: 27-Sep-2019

Time: 11:20


Page: 20

*Income Category:*

	<b>Owner</b>	<b>Renter</b>	<b>Total</b>	<b>Person</b>
Extremely Low	0	0	0	0
Low Mod	1	0	1	0
Moderate	0	0	0	0
Non Low Moderate	0	0	0	0
Total	1	0	1	0
Percent Low/Mod	100.0%		100.0%	

**Annual Accomplishments**

<b>Years</b>	<b>Accomplishment Narrative</b>	<b># Benefiting</b>
2017	Residential Rehabilitation Loan Program, for single family residence completed during the 2017-2018 program year.	



U.S. Department of Housing and Urban Development  
 Office of Community Planning and Development  
 Integrated Disbursement and Information System  
 CDBG Activity Summary Report (GPR) for Program Year 2018  
 APPLE VALLEY

Date: 27-Sep-2019  
 Time: 11:20  
 Page: 21

**PGM Year:** 2016  
**Project:** 0004 - 2016-4 AV CDBG Residential Rehabilitation Loan Program- RRLP  
**IDIS Activity:** 787 - Love, W.

**Status:** Completed 4/23/2019 12:00:00 AM  
**Location:** Address Suppressed  
**Objective:** Provide decent affordable housing  
**Outcome:** Availability/accessibility  
**Matrix Code:** Rehab; Single-Unit Residential (14A)      **National Objective:** LMH

**Initial Funding Date:** 08/28/2018

**Description:**  
 Residential Rehabilitation Loan Program

**Financing**

	Fund Type	Grant Year	Grant	Funded Amount	Drawn In Program Year	Drawn Thru Program Year
CDBG	EN	2015	B15MC060588	\$8,321.18	\$8,321.18	\$8,321.18
		2016	B16MC060588	\$34,973.15	\$34,973.15	\$34,973.15
	PI			\$7,825.02	\$0.00	\$7,825.02
<b>Total</b>	<b>Total</b>			<b>\$51,119.35</b>	<b>\$43,294.33</b>	<b>\$51,119.35</b>

**Proposed Accomplishments**

Housing Units : 1

**Actual Accomplishments**

*Number assisted:*

	Owner		Renter		Total		Person	
	Total	Hispanic	Total	Hispanic	Total	Hispanic	Total	Hispanic
White:	0	0	0	0	0	0		0
Black/African American:	1	0	0	0	1	0	0	0
Asian:	0	0	0	0	0	0	0	0
American Indian/Alaskan Native:	0	0	0	0	0	0	0	0
Native Hawaiian/Other Pacific Islander:	0	0	0	0	0	0	0	0
American Indian/Alaskan Native & White:	0	0	0	0	0	0	0	0
Asian White:	0	0	0	0	0	0	0	0
Black/African American & White:	0	0	0	0	0	0	0	0
American Indian/Alaskan Native & Black/African American:	0	0	0	0	0	0	0	0
Other multi-racial:	0	0	0	0	0	0	0	0
Asian/Pacific Islander:	0	0	0	0	0	0	0	0
Hispanic:	0	0	0	0	0	0	0	0
<b>Total:</b>	<b>1</b>	<b>0</b>	<b>0</b>	<b>0</b>	<b>1</b>	<b>0</b>	<b>0</b>	<b>0</b>



U.S. Department of Housing and Urban Development  
 Office of Community Planning and Development  
 Integrated Disbursement and Information System  
 CDBG Activity Summary Report (GPR) for Program Year 2018  
 APPLE VALLEY

Date: 27-Sep-2019  
 Time: 11:20  
 Page: 22

Female-headed Households: 0 0 0

*Income Category:*

	<b>Owner</b>	<b>Renter</b>	<b>Total</b>	<b>Person</b>
Extremely Low	0	0	0	0
Low Mod	0	0	0	0
Moderate	1	0	1	0
Non Low Moderate	0	0	0	0
Total	1	0	1	0
Percent Low/Mod	100.0%		100.0%	

**Annual Accomplishments**

<b>Years</b>	<b>Accomplishment Narrative</b>	<b># Benefiting</b>
2018	Residential Rehabilitation Loan Program of Single Family Residence completed during the 2018-2019 program year.	



U.S. Department of Housing and Urban Development  
 Office of Community Planning and Development  
 Integrated Disbursement and Information System  
 CDBG Activity Summary Report (GPR) for Program Year 2018  
 APPLE VALLEY

Date: 27-Sep-2019  
 Time: 11:20  
 Page: 23

**PGM Year:** 2016  
**Project:** 0010 - 2016-10 AV CDBG VVCS, Senior/Adult Disabled Emergency Repair Program  
**IDIS Activity:** 788 - Kellums, J

**Status:** Completed 9/25/2018 12:00:00 AM      **Objective:** Provide decent affordable housing  
**Location:** Address Suppressed      **Outcome:** Availability/accessibility  
**Matrix Code:** Rehab; Single-Unit Residential (14A)      **National Objective:** LMH

**Initial Funding Date:** 09/20/2018

**Description:**  
 Minor Repair assistance provided by VVCS on single family owner occupied residence.

**Financing**

	Fund Type	Grant Year	Grant	Funded Amount	Drawn In Program Year	Drawn Thru Program Year
CDBG	PI			\$1,892.82	\$0.00	\$1,892.82
<b>Total</b>	<b>Total</b>			<b>\$1,892.82</b>	<b>\$0.00</b>	<b>\$1,892.82</b>

**Proposed Accomplishments**

Housing Units : 1

**Actual Accomplishments**

*Number assisted:*

	<b>Owner</b>		<b>Renter</b>		<b>Total</b>		<b>Person</b>	
	Total	Hispanic	Total	Hispanic	Total	Hispanic	Total	Hispanic
White:	1	0	0	0	1	0	0	0
Black/African American:	0	0	0	0	0	0	0	0
Asian:	0	0	0	0	0	0	0	0
American Indian/Alaskan Native:	0	0	0	0	0	0	0	0
Native Hawaiian/Other Pacific Islander:	0	0	0	0	0	0	0	0
American Indian/Alaskan Native & White:	0	0	0	0	0	0	0	0
Asian White:	0	0	0	0	0	0	0	0
Black/African American & White:	0	0	0	0	0	0	0	0
American Indian/Alaskan Native & Black/African American:	0	0	0	0	0	0	0	0
Other multi-racial:	0	0	0	0	0	0	0	0
Asian/Pacific Islander:	0	0	0	0	0	0	0	0
Hispanic:	0	0	0	0	0	0	0	0
<b>Total:</b>	<b>1</b>	<b>0</b>	<b>0</b>	<b>0</b>	<b>1</b>	<b>0</b>	<b>0</b>	<b>0</b>
Female-headed Households:	0		0		0			



U.S. Department of Housing and Urban Development  
Office of Community Planning and Development  
Integrated Disbursement and Information System  
CDBG Activity Summary Report (GPR) for Program Year 2018  
APPLE VALLEY

Date: 27-Sep-2019

Time: 11:20

Page: 24

*Income Category:*

	<b>Owner</b>	<b>Renter</b>	<b>Total</b>	<b>Person</b>
Extremely Low	1	0	1	0
Low Mod	0	0	0	0
Moderate	0	0	0	0
Non Low Moderate	0	0	0	0
Total	1	0	1	0
Percent Low/Mod	100.0%		100.0%	

**Annual Accomplishments**

<b>Years</b>	<b>Accomplishment Narrative</b>	<b># Benefitting</b>
2017	VVCSC was able to assist 1 unduplicated household under its Minor Repair Program during the 2017-2018 program year.	



U.S. Department of Housing and Urban Development  
 Office of Community Planning and Development  
 Integrated Disbursement and Information System  
 CDBG Activity Summary Report (GPR) for Program Year 2018  
 APPLE VALLEY

Date: 27-Sep-2019  
 Time: 11:20  
 Page: 25

**PGM Year:** 2018  
**Project:** 0004 - Assistance League of Victor Valley  
**IDIS Activity:** 790 - Assistance League of Victor Valley - Operation School Bell

**Status:** Completed 6/30/2019 12:00:00 AM      **Objective:** Create suitable living environments  
**Location:** 22021 US Highway 18 Apple Valley, CA 92307-3997      **Outcome:** Availability/accessibility  
**Matrix Code:** Child Care Services (05L)      **National Objective:** LMC

**Initial Funding Date:** 11/06/2018

**Description:**

This program will provide clothing kits (\$10-\$125) to low-income, elementary and pre-school children through a partnership with Kohl's department store. Eligible children, identified by the schools as "in need", under the supervision of Kohls staff and Assistance League volunteers are able to select "appropriate" clothing and supplies for school.

**Financing**

	Fund Type	Grant Year	Grant	Funded Amount	Drawn In Program Year	Drawn Thru Program Year
CDBG	EN	2018	B18MC060588	\$12,139.24	\$12,139.24	\$12,139.24
	PI			\$360.76	\$360.76	\$360.76
<b>Total</b>	<b>Total</b>			<b>\$12,500.00</b>	<b>\$12,500.00</b>	<b>\$12,500.00</b>

**Proposed Accomplishments**

People (General) : 125

**Actual Accomplishments**

Number assisted:

	Owner		Renter		Total		Person	
	Total	Hispanic	Total	Hispanic	Total	Hispanic	Total	Hispanic
White:	0	0	0	0	0	0	266	142
Black/African American:	0	0	0	0	0	0	89	5
Asian:	0	0	0	0	0	0	2	0
American Indian/Alaskan Native:	0	0	0	0	0	0	7	4
Native Hawaiian/Other Pacific Islander:	0	0	0	0	0	0	0	0
American Indian/Alaskan Native & White:	0	0	0	0	0	0	7	5
Asian White:	0	0	0	0	0	0	0	0
Black/African American & White:	0	0	0	0	0	0	11	0
American Indian/Alaskan Native & Black/African American:	0	0	0	0	0	0	1	1
Other multi-racial:	0	0	0	0	0	0	70	53
Asian/Pacific Islander:	0	0	0	0	0	0	0	0
Hispanic:	0	0	0	0	0	0	0	0
<b>Total:</b>	<b>0</b>	<b>0</b>	<b>0</b>	<b>0</b>	<b>0</b>	<b>0</b>	<b>453</b>	<b>210</b>





U.S. Department of Housing and Urban Development  
 Office of Community Planning and Development  
 Integrated Disbursement and Information System  
 CDBG Activity Summary Report (GPR) for Program Year 2018  
 APPLE VALLEY

Date: 27-Sep-2019  
 Time: 11:20  
 Page: 26

Female-headed Households: 0 0 0

*Income Category:*

	<b>Owner</b>	<b>Renter</b>	<b>Total</b>	<b>Person</b>
Extremely Low	0	0	0	384
Low Mod	0	0	0	56
Moderate	0	0	0	13
Non Low Moderate	0	0	0	0
Total	0	0	0	453
Percent Low/Mod				100.0%

**Annual Accomplishments**

<b>Years</b>	<b>Accomplishment Narrative</b>	<b># Benefitting</b>
2018	1st Quarter - the agency was able to provide services to a total of 114 unduplicated Apple Valley Residents. 2nd Quarter - the agency was able to provide services to a total of 281 unduplicated Apple Valley Residents. 3rd Quarter - the agency was able to provide services to a total of 58 unduplicated Apple Valley Residents. 4th Quarter - the agency was able to provide services to a total of 0 unduplicated Apple Valley Residents.  Total - ALVV assisted a total of 453 unduplicated Apple Valley residents during the 18/19 program year.	



U.S. Department of Housing and Urban Development  
 Office of Community Planning and Development  
 Integrated Disbursement and Information System  
 CDBG Activity Summary Report (GPR) for Program Year 2018  
 APPLE VALLEY

Date: 27-Sep-2019  
 Time: 11:20  
 Page: 27

**PGM Year:** 2018  
**Project:** 0005 - Family Assistance Program  
**IDIS Activity:** 791 - Family Assistance Program - Transitional Housing

**Status:** Completed 6/30/2019 12:00:00 AM  
**Location:** 15075 7th St Victorville, CA 92395-3810

**Objective:** Create suitable living environments  
**Outcome:** Availability/accessibility  
**Matrix Code:** Services for victims of domestic violence, dating violence, sexual assault or stalking (05G)      **National Objective:** LMC

**Initial Funding Date:** 11/06/2018

**Description:**  
 This program will provide transitional housing for four families of domestic violence that have completed the shelter program and are ready to move toward independent living. This housing will be available for 18 months per family. Along with the housing, the families will participate in sessions involving counseling, goals, job training, financial classes and other resources to become self-sufficient.

**Financing**

	Fund Type	Grant Year	Grant	Funded Amount	Drawn In Program Year	Drawn Thru Program Year
CDBG	EN	2018	B18MC060588	\$7,978.91	\$7,978.91	\$7,978.91
<b>Total</b>	<b>Total</b>			<b>\$7,978.91</b>	<b>\$7,978.91</b>	<b>\$7,978.91</b>

**Proposed Accomplishments**

People (General) : 6

**Actual Accomplishments**

Number assisted:

	Owner		Renter		Total		Person	
	Total	Hispanic	Total	Hispanic	Total	Hispanic	Total	Hispanic
White:	0	0	0	0	0	0	12	10
Black/African American:	0	0	0	0	0	0	2	0
Asian:	0	0	0	0	0	0	4	0
American Indian/Alaskan Native:	0	0	0	0	0	0	0	0
Native Hawaiian/Other Pacific Islander:	0	0	0	0	0	0	0	0
American Indian/Alaskan Native & White:	0	0	0	0	0	0	0	0
Asian White:	0	0	0	0	0	0	0	0
Black/African American & White:	0	0	0	0	0	0	0	0
American Indian/Alaskan Native & Black/African American:	0	0	0	0	0	0	0	0
Other multi-racial:	0	0	0	0	0	0	2	2
Asian/Pacific Islander:	0	0	0	0	0	0	0	0
Hispanic:	0	0	0	0	0	0	0	0
<b>Total:</b>	<b>0</b>	<b>0</b>	<b>0</b>	<b>0</b>	<b>0</b>	<b>0</b>	<b>20</b>	<b>12</b>



U.S. Department of Housing and Urban Development  
Office of Community Planning and Development  
Integrated Disbursement and Information System  
CDBG Activity Summary Report (GPR) for Program Year 2018  
APPLE VALLEY

Date: 27-Sep-2019  
Time: 11:20  
Page: 28


Female-headed Households: 0 0 0

*Income Category:*

	<b>Owner</b>	<b>Renter</b>	<b>Total</b>	<b>Person</b>
Extremely Low	0	0	0	0
Low Mod	0	0	0	20
Moderate	0	0	0	0
Non Low Moderate	0	0	0	0
Total	0	0	0	20
Percent Low/Mod				100.0%

**Annual Accomplishments**

<b>Years</b>	<b>Accomplishment Narrative</b>	<b># Benefiting</b>
2018	1st Quarter - FAP was able to provide transitional housing and services to a total of 10 unduplicated Apple Valley residents. 2nd Quarter - FAP was able to provide transitional housing and services to a total of 4 unduplicated Apple Valley residents. 3rd Quarter - FAP was able to provide transitional housing and services to a total of 5 unduplicated Apple Valley residents. 4th Quarter - FAP was able to provide transitional housing and services to a total of 1 unduplicated Apple Valley residents.  Total - FAP assisted a total of 20 unduplicated Apple Valley residents during the 18/19 program year.	



U.S. Department of Housing and Urban Development  
Office of Community Planning and Development  
Integrated Disbursement and Information System  
CDBG Activity Summary Report (GPR) for Program Year 2018  
APPLE VALLEY

Date: 27-Sep-2019  
Time: 11:20  
Page: 29

**PGM Year:** 2018  
**Project:** 0008 - VV Community Services Council- Senior/Adult Disabled Needs Program  
**IDIS Activity:** 792 - Victor Valley Community Services Council - Senior and Disabled Needs Program

Status: Open	Objective: Create suitable living environments	
Location: Address Suppressed	Outcome: Availability/accessibility	
	Matrix Code: Senior Services (05A)	National Objective: LMC

**Initial Funding Date:** 11/06/2018

**Description:**  
Free minor home repairs related to health and safety issues may be provided to low income (,80% AMI) senior citizens (age 62+) or verified adult seriously disabled persons. Transportation will be provided by appointment to and from necessary locations such as grocery stores, medical appointments, banks, pharmacies, etc. for those who cannot drive. The visiting program provides socialization visits to homebound and residents of care facilities.

**Financing**

	Fund Type	Grant Year	Grant	Funded Amount	Drawn In Program Year	Drawn Thru Program Year
CDBG	EN	2018	B18MC060588	\$12,500.00	\$9,500.00	\$9,500.00
<b>Total</b>	<b>Total</b>			<b>\$12,500.00</b>	<b>\$9,500.00</b>	<b>\$9,500.00</b>

**Proposed Accomplishments**

People (General) : 85

**Actual Accomplishments**

*Number assisted:*

	Owner		Renter		Total		Person	
	Total	Hispanic	Total	Hispanic	Total	Hispanic	Total	Hispanic
White:	0	0	0	0	0	0	41	8
Black/African American:	0	0	0	0	0	0	9	0
Asian:	0	0	0	0	0	0	0	0
American Indian/Alaskan Native:	0	0	0	0	0	0	2	0
Native Hawaiian/Other Pacific Islander:	0	0	0	0	0	0	0	0
American Indian/Alaskan Native & White:	0	0	0	0	0	0	0	0
Asian White:	0	0	0	0	0	0	0	0
Black/African American & White:	0	0	0	0	0	0	0	0
American Indian/Alaskan Native & Black/African American:	0	0	0	0	0	0	0	0
Other multi-racial:	0	0	0	0	0	0	2	0
Asian/Pacific Islander:	0	0	0	0	0	0	0	0
Hispanic:	0	0	0	0	0	0	0	0
<b>Total:</b>	<b>0</b>	<b>0</b>	<b>0</b>	<b>0</b>	<b>0</b>	<b>0</b>	<b>54</b>	<b>8</b>



U.S. Department of Housing and Urban Development  
 Office of Community Planning and Development  
 Integrated Disbursement and Information System  
 CDBG Activity Summary Report (GPR) for Program Year 2018  
 APPLE VALLEY

Date: 27-Sep-2019  
 Time: 11:20  
 Page: 30

Female-headed Households: 0 0 0

*Income Category:*

	Owner	Renter	Total	Person
Extremely Low	0	0	0	0
Low Mod	0	0	0	54
Moderate	0	0	0	0
Non Low Moderate	0	0	0	0
Total	0	0	0	54
Percent Low/Mod				100.0%

**Annual Accomplishments**

Years	Accomplishment Narrative	# Benefiting
2018	1st Quarter - VVCSC was able to provide assistance to a total of 15 unduplicated Apple Valley residents 2nd Quarter - VVCSC was able to provide assistance to a total of 18 unduplicated Apple Valley residents 3rd Quarter - VVCSC was able to provide assistance to a total of 13 unduplicated Apple Valley residents 4th Quarter - VVCSC was able to provide assistance to a total of 8 unduplicated Apple Valley residents  Total - VVCSC assisted a total of 54 unduplicated Apple Valley residents during the 18/19 program year.	



U.S. Department of Housing and Urban Development  
 Office of Community Planning and Development  
 Integrated Disbursement and Information System  
 CDBG Activity Summary Report (GPR) for Program Year 2018  
 APPLE VALLEY

Date: 27-Sep-2019  
 Time: 11:20  
 Page: 31

**PGM Year:** 2018  
**Project:** 0009 - Cedar House Life Change Centers- Oasis House  
**IDIS Activity:** 793 - Social Science Services, Inc. dba Cedar House Life Change Center (CHLCC) - Oasis House

**Status:** Completed 6/30/2019 12:00:00 AM      **Objective:** Create suitable living environments  
**Location:** Address Suppressed      **Outcome:** Availability/accessibility  
**Matrix Code:** Operating Costs of Homeless/AIDS Patients Programs (03T)      **National Objective:** LMC

**Initial Funding Date:** 11/06/2018

**Description:**

CHLCC operates Oasis House in unincorporated Apple Valley to provide stable, safe housing for homeless transitional age youth (TAY) in Victor Valley. The program provides housingsupport and also counseling through Department of Behavioral Health (DBH). Residents are provided with housing and meals.

**Financing**

	Fund Type	Grant Year	Grant	Funded Amount	Drawn In Program Year	Drawn Thru Program Year
CDBG	EN	2018	B18MC060588	\$5,730.79	\$5,730.79	\$5,730.79
<b>Total</b>	<b>Total</b>			<b>\$5,730.79</b>	<b>\$5,730.79</b>	<b>\$5,730.79</b>


**Proposed Accomplishments**

People (General) : 12

**Actual Accomplishments**

Number assisted:

	Owner		Renter		Total		Person	
	Total	Hispanic	Total	Hispanic	Total	Hispanic	Total	Hispanic
White:	0	0	0	0	0	0	23	16
Black/African American:	0	0	0	0	0	0	39	5
Asian:	0	0	0	0	0	0	0	0
American Indian/Alaskan Native:	0	0	0	0	0	0	0	0
Native Hawaiian/Other Pacific Islander:	0	0	0	0	0	0	0	0
American Indian/Alaskan Native & White:	0	0	0	0	0	0	0	0
Asian White:	0	0	0	0	0	0	0	0
Black/African American & White:	0	0	0	0	0	0	2	0
American Indian/Alaskan Native & Black/African American:	0	0	0	0	0	0	0	0
Other multi-racial:	0	0	0	0	0	0	0	0
Asian/Pacific Islander:	0	0	0	0	0	0	0	0
Hispanic:	0	0	0	0	0	0	0	0
<b>Total:</b>	<b>0</b>	<b>0</b>	<b>0</b>	<b>0</b>	<b>0</b>	<b>0</b>	<b>64</b>	<b>21</b>



U.S. Department of Housing and Urban Development  
 Office of Community Planning and Development  
 Integrated Disbursement and Information System  
 CDBG Activity Summary Report (GPR) for Program Year 2018  
 APPLE VALLEY

Date: 27-Sep-2019  
 Time: 11:20  
 Page: 32

Female-headed Households: 0 0 0

*Income Category:*

	<b>Owner</b>	<b>Renter</b>	<b>Total</b>	<b>Person</b>
Extremely Low	0	0	0	64
Low Mod	0	0	0	0
Moderate	0	0	0	0
Non Low Moderate	0	0	0	0
Total	0	0	0	64
Percent Low/Mod				100.0%

**Annual Accomplishments**

<b>Years</b>	<b>Accomplishment Narrative</b>	<b># Benefitting</b>
2018	1st Quarter - Cedar House was able to provide transitional housing and services to 18 unduplicated Apple Valley residents for a total of 349 bed stays in the quarter. 2nd Quarter - Cedar House was able to provide transitional housing and services to 19 unduplicated Apple Valley residents for a total of 349 bed stays in the quarter. 3rd Quarter - Cedar House was able to provide transitional housing and services to 27 unduplicated Apple Valley residents for a total of 349 bed stays in the quarter. 4th Quarter - Cedar House was able to provide transitional housing and services to 0 unduplicated Apple Valley residents for a total of 349 bed stays in the quarter.  Total - Cedar House assisted a total of 64 unduplicated Apple Valley residents during the 18/19 program year.	



U.S. Department of Housing and Urban Development  
 Office of Community Planning and Development  
 Integrated Disbursement and Information System  
 CDBG Activity Summary Report (GPR) for Program Year 2018  
 APPLE VALLEY

Date: 27-Sep-2019  
 Time: 11:20  
 Page: 33

**PGM Year:** 2018  
**Project:** 0012 - Moses House Ministries- Resources and Referrals for Families  
**IDIS Activity:** 794 - Moses House Ministries - Resources and Referrals for Families

**Status:** Completed 6/30/2019 12:00:00 AM      **Objective:** Create suitable living environments  
**Location:** 15180 Anacapa Rd Victorville, CA 92392-2511      **Outcome:** Availability/accessibility  
**Matrix Code:** Health Services (05M)      **National Objective:** LMC

**Initial Funding Date:** 11/06/2018

**Description:**  
 This program will assist families who are pregnant or with child under the age of six.  
 Services include providing one-time assistance with resources and referrals and also providing long term case management until the youngest child is age six.

**Financing**

	Fund Type	Grant Year	Grant	Funded Amount	Drawn In Program Year	Drawn Thru Program Year
CDBG	EN	2018	B18MC060588	\$7,358.80	\$7,358.80	\$7,358.80
<b>Total</b>	<b>Total</b>			<b>\$7,358.80</b>	<b>\$7,358.80</b>	<b>\$7,358.80</b>

**Proposed Accomplishments**


People (General) : 375

**Actual Accomplishments**

Number assisted:

	Owner		Renter		Total		Person	
	Total	Hispanic	Total	Hispanic	Total	Hispanic	Total	Hispanic
White:	0	0	0	0	0	0	175	91
Black/African American:	0	0	0	0	0	0	65	6
Asian:	0	0	0	0	0	0	0	0
American Indian/Alaskan Native:	0	0	0	0	0	0	8	0
Native Hawaiian/Other Pacific Islander:	0	0	0	0	0	0	0	0
American Indian/Alaskan Native & White:	0	0	0	0	0	0	0	0
Asian White:	0	0	0	0	0	0	0	0
Black/African American & White:	0	0	0	0	0	0	0	0
American Indian/Alaskan Native & Black/African American:	0	0	0	0	0	0	0	0
Other multi-racial:	0	0	0	0	0	0	59	56
Asian/Pacific Islander:	0	0	0	0	0	0	0	0
Hispanic:	0	0	0	0	0	0	0	0
<b>Total:</b>	<b>0</b>	<b>0</b>	<b>0</b>	<b>0</b>	<b>0</b>	<b>0</b>	<b>307</b>	<b>153</b>
Female-headed Households:	0		0		0			





U.S. Department of Housing and Urban Development  
Office of Community Planning and Development  
Integrated Disbursement and Information System  
CDBG Activity Summary Report (GPR) for Program Year 2018  
APPLE VALLEY

Date: 27-Sep-2019

Time: 11:20

Page: 34

*Income Category:*

	<b>Owner</b>	<b>Renter</b>	<b>Total</b>	<b>Person</b>
Extremely Low	0	0	0	253
Low Mod	0	0	0	32
Moderate	0	0	0	22
Non Low Moderate	0	0	0	0
Total	0	0	0	307
Percent Low/Mod				100.0%

**Annual Accomplishments**

<b>Years</b>	<b>Accomplishment Narrative</b>	<b># Benefitting</b>
2018	1st Quarter - Moses House and Rose of Sharon provided services to a total of 81 unduplicated Apple Valley Residents. 2nd Quarter - Moses House and Rose of Sharon provided services to a total of 89 unduplicated Apple Valley Residents. 3rd Quarter - Moses House and Rose of Sharon provided services to a total of 56 unduplicated Apple Valley Residents. 4th Quarter - Moses House and Rose of Sharon provided services to a total of 81 unduplicated Apple Valley Residents.  Total - Moses House assisted a total of 307 unduplicated Apple Valley residents during the 18/19 program year.	



U.S. Department of Housing and Urban Development  
 Office of Community Planning and Development  
 Integrated Disbursement and Information System  
 CDBG Activity Summary Report (GPR) for Program Year 2018  
 APPLE VALLEY

Date: 27-Sep-2019  
 Time: 11:20  
 Page: 35

**PGM Year:** 2018  
**Project:** 0013 - Victor Valley Domestic Violence- A Better Way  
**IDIS Activity:** 795 - Victor Valley Domestic Violence, Inc. "A Better Way" - Shelter and Outreach Services

**Status:** Completed 6/30/2019 12:00:00 AM  
**Location:** Address Suppressed

**Objective:** Create suitable living environments  
**Outcome:** Availability/accessibility  
**Matrix Code:** Services for victims of domestic violence, dating violence, sexual assault or stalking (05G)  
**National Objective:** LMC

**Initial Funding Date:** 11/06/2018

**Description:**  
 This program will provide emergency shelter, transitional housing and outreach services to victims/families of domestic violence. Clients will have access to a safe environment and participate in education programs and counseling to enable better life choices leading to a safer living environment for those families. Other services include case management, peer support, group counseling and "Victim Impact" - a class focusing on domestic violence issues.

**Financing**

	Fund Type	Grant Year	Grant	Funded Amount	Drawn In Program Year	Drawn Thru Program Year
CDBG	EN	2018	B18MC060588	\$3,072.77	\$3,072.77	\$3,072.77
<b>Total</b>	<b>Total</b>			<b>\$3,072.77</b>	<b>\$3,072.77</b>	<b>\$3,072.77</b>

**Proposed Accomplishments**

People (General) : 20

**Actual Accomplishments**

Number assisted:

	Owner		Renter		Total		Person	
	Total	Hispanic	Total	Hispanic	Total	Hispanic	Total	Hispanic
White:	0	0	0	0	0	0	3	3
Black/African American:	0	0	0	0	0	0	0	0
Asian:	0	0	0	0	0	0	0	0
American Indian/Alaskan Native:	0	0	0	0	0	0	0	0
Native Hawaiian/Other Pacific Islander:	0	0	0	0	0	0	0	0
American Indian/Alaskan Native & White:	0	0	0	0	0	0	0	0
Asian White:	0	0	0	0	0	0	0	0
Black/African American & White:	0	0	0	0	0	0	0	0
American Indian/Alaskan Native & Black/African American:	0	0	0	0	0	0	0	0
Other multi-racial:	0	0	0	0	0	0	0	0
Asian/Pacific Islander:	0	0	0	0	0	0	0	0
Hispanic:	0	0	0	0	0	0	0	0
<b>Total:</b>	<b>0</b>	<b>0</b>	<b>0</b>	<b>0</b>	<b>0</b>	<b>0</b>	<b>3</b>	<b>3</b>



U.S. Department of Housing and Urban Development  
 Office of Community Planning and Development  
 Integrated Disbursement and Information System  
 CDBG Activity Summary Report (GPR) for Program Year 2018  
 APPLE VALLEY

Date: 27-Sep-2019  
 Time: 11:20  
 Page: 36

Female-headed Households: 0 0 0

*Income Category:*

	<b>Owner</b>	<b>Renter</b>	<b>Total</b>	<b>Person</b>
Extremely Low	0	0	0	0
Low Mod	0	0	0	3
Moderate	0	0	0	0
Non Low Moderate	0	0	0	0
Total	0	0	0	3
Percent Low/Mod				100.0%

**Annual Accomplishments**

<b>Years</b>	<b>Accomplishment Narrative</b>	<b># Benefiting</b>
2018	<p>1st quarter - VVDV was able to provide DV shelter to 0 unduplicated Apple Valley persons and reached out to 14 unduplicated Apple Valley persons.</p> <p>2nd quarter - VVDV was able to provide DV shelter to 1 unduplicated Apple Valley persons and reached out to 5 unduplicated Apple Valley persons.</p> <p>3rd quarter - VVDV was able to provide DV shelter to 2 unduplicated Apple Valley persons and reached out to 18 unduplicated Apple Valley persons.</p> <p>4th quarter - VVDV was able to provide DV shelter to 0 unduplicated Apple Valley persons and reached out to 18 unduplicated Apple Valley persons.</p> <p>Total - VVDV assisted a total of 3 unduplicated Apple Valley residents during the 18/19 program year.</p>	



U.S. Department of Housing and Urban Development  
 Office of Community Planning and Development  
 Integrated Disbursement and Information System  
 CDBG Activity Summary Report (GPR) for Program Year 2018  
 APPLE VALLEY

Date: 27-Sep-2019  
 Time: 11:20  
 Page: 37

**PGM Year:** 2018  
**Project:** 0014 - Church for Whosoever- CFW Literacy Center  
**IDIS Activity:** 796 - The Church for Whosoever - CFW Literacy Center

**Status:** Completed 6/30/2019 12:00:00 AM  
**Location:** 18628 Seneca Rd Apple Valley, CA 92307-5332  
**Objective:** Create suitable living environments  
**Outcome:** Availability/accessibility  
**Matrix Code:** Child Care Services (05L) **National Objective:** LMC

**Initial Funding Date:** 11/06/2018

**Description:**

The Literacy Center assists primarily kindergarten through 2nd grade level at-risk students, referred by the school district. Participation in a twice weekly after school literacy program will be overseen/instructed by the program director. Reading, writing and math skills are developed through one on one and group sessions. Transportation will be available to students attending Desert Knolls Elementary and Phoenix Academy schools.

**Financing**

	Fund Type	Grant Year	Grant	Funded Amount	Drawn In Program Year	Drawn Thru Program Year
CDBG	EN	2018	B18MC060588	\$4,399.79	\$4,399.79	\$4,399.79
<b>Total</b>	<b>Total</b>			<b>\$4,399.79</b>	<b>\$4,399.79</b>	<b>\$4,399.79</b>

**Proposed Accomplishments**

People (General) : 25

**Actual Accomplishments**

Number assisted:

	Owner		Renter		Total		Person	
	Total	Hispanic	Total	Hispanic	Total	Hispanic	Total	Hispanic
White:	0	0	0	0	0	0	25	14
Black/African American:	0	0	0	0	0	0	7	0
Asian:	0	0	0	0	0	0	0	0
American Indian/Alaskan Native:	0	0	0	0	0	0	0	0
Native Hawaiian/Other Pacific Islander:	0	0	0	0	0	0	0	0
American Indian/Alaskan Native & White:	0	0	0	0	0	0	0	0
Asian White:	0	0	0	0	0	0	0	0
Black/African American & White:	0	0	0	0	0	0	0	0
American Indian/Alaskan Native & Black/African American:	0	0	0	0	0	0	0	0
Other multi-racial:	0	0	0	0	0	0	5	0
Asian/Pacific Islander:	0	0	0	0	0	0	0	0
Hispanic:	0	0	0	0	0	0	0	0
<b>Total:</b>	<b>0</b>	<b>0</b>	<b>0</b>	<b>0</b>	<b>0</b>	<b>0</b>	<b>37</b>	<b>14</b>



U.S. Department of Housing and Urban Development  
Office of Community Planning and Development  
Integrated Disbursement and Information System  
CDBG Activity Summary Report (GPR) for Program Year 2018  
APPLE VALLEY

Date: 27-Sep-2019  
Time: 11:20  
Page: 38

Female-headed Households: 0 0 0

*Income Category:*

	<b>Owner</b>	<b>Renter</b>	<b>Total</b>	<b>Person</b>
Extremely Low	0	0	0	28
Low Mod	0	0	0	5
Moderate	0	0	0	2
Non Low Moderate	0	0	0	2
Total	0	0	0	37
Percent Low/Mod				94.6%

**Annual Accomplishments**

<b>Years</b>	<b>Accomplishment Narrative</b>	<b># Benefitting</b>
2018	1st Quarter - CFW was able to provide assistance to a total of 18 unduplicated Apple Valley residents. 2nd Quarter - CFW was able to provide assistance to a total of 6 unduplicated Apple Valley residents. 3rd Quarter - CFW was able to provide assistance to a total of 0 unduplicated Apple Valley residents. 4th Quarter - CFW was able to provide assistance to a total of 13 unduplicated Apple Valley residents.  Total - CFW assisted a total of 37 unduplicated Apple Valley residents during the 18/19 program year.	



U.S. Department of Housing and Urban Development  
 Office of Community Planning and Development  
 Integrated Disbursement and Information System  
 CDBG Activity Summary Report (GPR) for Program Year 2018  
 APPLE VALLEY

Date: 27-Sep-2019  
 Time: 11:20  
 Page: 39

**PGM Year:** 2018  
**Project:** 0015 - High Desert Homeless Services- Shelter Services  
**IDIS Activity:** 797 - High Desert Homeless Services, Inc. - Shelter & Shelter Related Services

**Status:** Completed 6/30/2019 12:00:00 AM      **Objective:** Create suitable living environments  
**Location:** 14049 Amargosa Rd Victorville, CA 92392-2493      **Outcome:** Availability/accessibility  
**Matrix Code:** Operating Costs of Homeless/AIDS Patients Programs (03T)      **National Objective:** LMC

**Initial Funding Date:** 11/06/2018

**Description:**

This program will provide shelter and related services to low to moderate income homeless families and individuals at no charge. The organization provides extensive, ongoing case management services to include life skills, budgeting and parenting classes in an effort to ensure success in securing employment and stable housing. In addition, the shelter provides food, clothing, showers and laundry facilities. Computers and internet are available to assist in seeking employment and completing online employment applications.

**Financing**

	Fund Type	Grant Year	Grant	Funded Amount	Drawn In Program Year	Drawn Thru Program Year
CDBG	EN	2018	B18MC060588	\$15,000.00	\$15,000.00	\$15,000.00
<b>Total</b>	<b>Total</b>			<b>\$15,000.00</b>	<b>\$15,000.00</b>	<b>\$15,000.00</b>


**Proposed Accomplishments**

People (General) : 60

**Actual Accomplishments**

Number assisted:

	Owner		Renter		Total		Person	
	Total	Hispanic	Total	Hispanic	Total	Hispanic	Total	Hispanic
White:	0	0	0	0	0	0	13	7
Black/African American:	0	0	0	0	0	0	11	0
Asian:	0	0	0	0	0	0	1	0
American Indian/Alaskan Native:	0	0	0	0	0	0	0	0
Native Hawaiian/Other Pacific Islander:	0	0	0	0	0	0	0	0
American Indian/Alaskan Native & White:	0	0	0	0	0	0	6	5
Asian White:	0	0	0	0	0	0	0	0
Black/African American & White:	0	0	0	0	0	0	1	0
American Indian/Alaskan Native & Black/African American:	0	0	0	0	0	0	0	0
Other multi-racial:	0	0	0	0	0	0	13	10
Asian/Pacific Islander:	0	0	0	0	0	0	0	0
Hispanic:	0	0	0	0	0	0	0	0



U.S. Department of Housing and Urban Development  
 Office of Community Planning and Development  
 Integrated Disbursement and Information System  
 CDBG Activity Summary Report (GPR) for Program Year 2018  
 APPLE VALLEY

Date: 27-Sep-2019  
 Time: 11:20  
 Page: 40

**Total:** 0      0      0      0      0      0      45      22

Female-headed Households: 0                      0                      0

*Income Category:*

	Owner	Renter	Total	Person
Extremely Low	0	0	0	45
Low Mod	0	0	0	0
Moderate	0	0	0	0
Non Low Moderate	0	0	0	0
Total	0	0	0	45
Percent Low/Mod	100.0%			

**Annual Accomplishments**

<u>Years</u>	<u>Accomplishment Narrative</u>	<u># Benefitting</u>
2018	1st Quarter - HDHS was able to provide shelter and shelter services to a total of 10 unduplicated Apple Valley residents. 2nd Quarter - HDHS was able to provide shelter and shelter services to a total of 11 unduplicated Apple Valley residents. 3rd Quarter - HDHS was able to provide shelter and shelter services to a total of 18 unduplicated Apple Valley residents. 4th Quarter - HDHS was able to provide shelter and shelter services to a total of 6 unduplicated Apple Valley residents.  Total - HDHS assisted a total of 45 unduplicated Apple Valley residents during the 18/19 program year.	



U.S. Department of Housing and Urban Development  
 Office of Community Planning and Development  
 Integrated Disbursement and Information System  
 CDBG Activity Summary Report (GPR) for Program Year 2018  
 APPLE VALLEY

Date: 27-Sep-2019  
 Time: 11:20  
 Page: 41

**PGM Year:** 2018  
**Project:** 0016 - Inland Fair Housing/Mediation Board- Fair Housing Services  
**IDIS Activity:** 798 - Inland Fair Housing and Mediation Board - Fair Housing (AFFH) Services

**Status:** Completed 6/30/2019 12:00:00 AM      **Objective:** Create suitable living environments  
**Location:** 15428 Civic Dr Victorville, CA 92392-2383      **Outcome:** Availability/accessibility  
**Matrix Code:** Fair Housing Activities (if CDBG, then subject to 15% cap) (05J)      **National Objective:** LMC

**Initial Funding Date:** 11/06/2018

**Description:**

This program will provide fair housing and landlordtenant services to include: processing complaints, investigation, assist with filing complaints to government agencies, training, and workshops.  
 Educational information will be disseminated to Apple Valley residents.  
 IFHMB will provide technical assistance to Town staff in implementing new AFFH activities.

**Financing**

	Fund Type	Grant Year	Grant	Funded Amount	Drawn In Program Year	Drawn Thru Program Year
CDBG	EN	2018	B18MC060588	\$28,738.72	\$28,738.72	\$28,738.72
	PI			\$1,261.28	\$1,261.28	\$1,261.28
<b>Total</b>	<b>Total</b>			<b>\$30,000.00</b>	<b>\$30,000.00</b>	<b>\$30,000.00</b>

**Proposed Accomplishments**


People (General) : 35

**Actual Accomplishments**

Number assisted:

	Owner		Renter		Total		Person	
	Total	Hispanic	Total	Hispanic	Total	Hispanic	Total	Hispanic
White:	0	0	0	0	0	0	381	183
Black/African American:	0	0	0	0	0	0	143	0
Asian:	0	0	0	0	0	0	4	0
American Indian/Alaskan Native:	0	0	0	0	0	0	0	0
Native Hawaiian/Other Pacific Islander:	0	0	0	0	0	0	0	0
American Indian/Alaskan Native & White:	0	0	0	0	0	0	0	0
Asian White:	0	0	0	0	0	0	9	0
Black/African American & White:	0	0	0	0	0	0	16	0
American Indian/Alaskan Native & Black/African American:	0	0	0	0	0	0	3	0
Other multi-racial:	0	0	0	0	0	0	24	0
Asian/Pacific Islander:	0	0	0	0	0	0	0	0
Hispanic:	0	0	0	0	0	0	0	0





U.S. Department of Housing and Urban Development  
 Office of Community Planning and Development  
 Integrated Disbursement and Information System  
 CDBG Activity Summary Report (GPR) for Program Year 2018  
 APPLE VALLEY

Date: 27-Sep-2019  
 Time: 11:20  
 Page: 42

**Total:** 0      0      0      0      0      0      580      183

Female-headed Households: 0                      0                      0

*Income Category:*

	Owner	Renter	Total	Person
Extremely Low	0	0	0	291
Low Mod	0	0	0	172
Moderate	0	0	0	67
Non Low Moderate	0	0	0	50
Total	0	0	0	580
Percent Low/Mod				91.4%

**Annual Accomplishments**

Years	Accomplishment Narrative	# Benefitting
2018	1st Quarter - IFHMB was able to provide fair housing services to a total of 16 unduplicated Apple Valley residents and landlord tenant mediation services to a total of 135 unduplicated Apple Valley residents. 2nd Quarter - IFHMB was able to provide fair housing services to a total of 18 unduplicated Apple Valley residents and landlord tenant mediation services to a total of 160 unduplicated Apple Valley residents. 3rd Quarter - IFHMB was able to provide fair housing services to a total of 8 unduplicated Apple Valley residents and landlord tenant mediation services to a total of 85 unduplicated Apple Valley residents. 4th Quarter - IFHMB was able to provide fair housing services to a total of 39 unduplicated Apple Valley residents and landlord tenant mediation services to a total of 119 unduplicated Apple Valley residents.	

Total - IFHMB assisted a total of 81 fair housing and 499 landlord tenant mediation unduplicated Apple Valley residents during the 18/19 program year.



U.S. Department of Housing and Urban Development  
 Office of Community Planning and Development  
 Integrated Disbursement and Information System  
 CDBG Activity Summary Report (GPR) for Program Year 2018  
 APPLE VALLEY

Date: 27-Sep-2019  
 Time: 11:20  
 Page: 43

**PGM Year:** 2018  
**Project:** 0017 - HD Community Foundation/Orenda- Orenda Veteran's Project  
**IDIS Activity:** 799 - Streams in the Desert Foundation dba High Desert Community Foundation - Orenda Veterans Project

**Status:** Completed 6/30/2019 12:00:00 AM      **Objective:** Create suitable living environments  
**Location:** 21468 Chimayo Rd Apple Valley, CA 92308-7791      **Outcome:** Availability/accessibility  
**Matrix Code:** Operating Costs of Homeless/AIDS Patients Programs (03T)      **National Objective:** LMC

**Initial Funding Date:** 11/06/2018

**Description:**  
 This program provides housing, resource navigation, employment preparation and benefit referrals to disabled and homeless veterans in a family type setting.

**Financing**

	Fund Type	Grant Year	Grant	Funded Amount	Drawn In Program Year	Drawn Thru Program Year
CDBG	EN	2018	B18MC060588	\$1,250.00	\$1,250.00	\$1,250.00
<b>Total</b>	<b>Total</b>			<b>\$1,250.00</b>	<b>\$1,250.00</b>	<b>\$1,250.00</b>

**Proposed Accomplishments**

People (General) : 16

**Actual Accomplishments**

Number assisted:

	Owner		Renter		Total		Person	
	Total	Hispanic	Total	Hispanic	Total	Hispanic	Total	Hispanic
White:	0	0	0	0	0	0	2	1
Black/African American:	0	0	0	0	0	0	0	0
Asian:	0	0	0	0	0	0	0	0
American Indian/Alaskan Native:	0	0	0	0	0	0	0	0
Native Hawaiian/Other Pacific Islander:	0	0	0	0	0	0	0	0
American Indian/Alaskan Native & White:	0	0	0	0	0	0	0	0
Asian White:	0	0	0	0	0	0	0	0
Black/African American & White:	0	0	0	0	0	0	0	0
American Indian/Alaskan Native & Black/African American:	0	0	0	0	0	0	0	0
Other multi-racial:	0	0	0	0	0	0	0	0
Asian/Pacific Islander:	0	0	0	0	0	0	0	0
Hispanic:	0	0	0	0	0	0	0	0
<b>Total:</b>	<b>0</b>	<b>0</b>	<b>0</b>	<b>0</b>	<b>0</b>	<b>0</b>	<b>2</b>	<b>1</b>
Female-headed Households:	0		0		0			



U.S. Department of Housing and Urban Development  
Office of Community Planning and Development  
Integrated Disbursement and Information System  
CDBG Activity Summary Report (GPR) for Program Year 2018  
APPLE VALLEY

Date: 27-Sep-2019

Time: 11:20

Page: 44

*Income Category:*

	<b>Owner</b>	<b>Renter</b>	<b>Total</b>	<b>Person</b>
Extremely Low	0	0	0	2
Low Mod	0	0	0	0
Moderate	0	0	0	0
Non Low Moderate	0	0	0	0
Total	0	0	0	2
Percent Low/Mod				100.0%

**Annual Accomplishments**

<b>Years</b>	<b>Accomplishment Narrative</b>	<b># Benefiting</b>
2018	1st Quarter - the program was able to provide assistance to a total of 2 unduplicated Apple Valley residents. 2nd Quarter - the program was able to provide assistance to a total of 0 unduplicated Apple Valley residents. 3rd Quarter - the program was able to provide assistance to a total of 0 unduplicated Apple Valley residents. 4th Quarter - the program was able to provide assistance to a total of 0 unduplicated Apple Valley residents.  Total - the program assisted a total of 2 unduplicated Apple Valley residents during the 18/19 program year.	



U.S. Department of Housing and Urban Development  
 Office of Community Planning and Development  
 Integrated Disbursement and Information System  
 CDBG Activity Summary Report (GPR) for Program Year 2018  
 APPLE VALLEY

Date: 27-Sep-2019  
 Time: 11:20  
 Page: 45

**PGM Year:** 2018  
**Project:** 0021 - CDBG Program Administration  
**IDIS Activity:** 805 - AV CDBG Program Administration

**Status:** Completed 6/30/2019 12:00:00 AM  
**Location:** ,

**Objective:**  
**Outcome:**  
**Matrix Code:** General Program Administration (21A)      **National Objective:**

**Initial Funding Date:** 03/04/2019

**Description:**

This activity provide general program administration including but not limited to the preparation of the Town's Action Plan, CAPER, NOFA process, subrecipient and activity monitoring, HUD reporting, etc.

**Financing**

	Fund Type	Grant Year	Grant	Funded Amount	Drawn In Program Year	Drawn Thru Program Year
CDBG	EN	2018	B18MC060588	\$64,946.18	\$58,731.18	\$58,731.18
	PI			\$92,465.82	\$92,465.82	\$92,465.82
<b>Total</b>	<b>Total</b>			<b>\$157,412.00</b>	<b>\$151,197.00</b>	<b>\$151,197.00</b>

**Proposed Accomplishments**

**Actual Accomplishments**

*Number assisted:*

	<b>Owner</b>		<b>Renter</b>		<b>Total</b>		<b>Person</b>	
	Total	Hispanic	Total	Hispanic	Total	Hispanic	Total	Hispanic
White:					0	0		
Black/African American:					0	0		
Asian:					0	0		
American Indian/Alaskan Native:					0	0		
Native Hawaiian/Other Pacific Islander:					0	0		
American Indian/Alaskan Native & White:					0	0		
Asian White:					0	0		
Black/African American & White:					0	0		
American Indian/Alaskan Native & Black/African American:					0	0		
Other multi-racial:					0	0		
Asian/Pacific Islander:					0	0		
Hispanic:					0	0		
<b>Total:</b>	<b>0</b>	<b>0</b>	<b>0</b>	<b>0</b>	<b>0</b>	<b>0</b>	<b>0</b>	<b>0</b>
Female-headed Households:					0			



U.S. Department of Housing and Urban Development  
Office of Community Planning and Development  
Integrated Disbursement and Information System  
CDBG Activity Summary Report (GPR) for Program Year 2018  
APPLE VALLEY

Date: 27-Sep-2019

Time: 11:20

Page: 46

*Income Category:*

	<b>Owner</b>	<b>Renter</b>	<b>Total</b>	<b>Person</b>
Extremely Low			0	
Low Mod			0	
Moderate			0	
Non Low Moderate			0	
Total	0	0	0	0
Percent Low/Mod				

**Annual Accomplishments**

No data returned for this view. This might be because the applied filter excludes all data.



U.S. Department of Housing and Urban Development  
 Office of Community Planning and Development  
 Integrated Disbursement and Information System  
 CDBG Activity Summary Report (GPR) for Program Year 2018  
 APPLE VALLEY

Date: 27-Sep-2019  
 Time: 11:20  
 Page: 47

**PGM Year:** 2016  
**Project:** 0004 - 2016-4 AV CDBG Residential Rehabilitation Loan Program- RRLP  
**IDIS Activity:** 806 - Castaneda, M & G

**Status:** Completed 6/30/2019 12:00:00 AM  
**Location:** Address Suppressed  
**Objective:** Provide decent affordable housing  
**Outcome:** Availability/accessibility  
**Matrix Code:** Rehab; Single-Unit Residential (14A)      **National Objective:** LMH

**Initial Funding Date:** 03/07/2019

**Description:**  
 Complete one (1) Residential Rehabilitation Loan Program (RRLP).

**Financing**

	Fund Type	Grant Year	Grant	Funded Amount	Drawn In Program Year	Drawn Thru Program Year
CDBG	EN	2016	B16MC060588	\$41,713.39	\$41,713.39	\$41,713.39
		2017	B17MC060588	\$1,786.68	\$1,786.68	\$1,786.68
<b>Total</b>	<b>Total</b>			<b>\$43,500.07</b>	<b>\$43,500.07</b>	<b>\$43,500.07</b>


**Proposed Accomplishments**

Housing Units : 1

**Actual Accomplishments**

Number assisted:

	Owner		Renter		Total		Person	
	Total	Hispanic	Total	Hispanic	Total	Hispanic	Total	Hispanic
White:	1	1	0	0	1	1	0	0
Black/African American:	0	0	0	0	0	0	0	0
Asian:	0	0	0	0	0	0	0	0
American Indian/Alaskan Native:	0	0	0	0	0	0	0	0
Native Hawaiian/Other Pacific Islander:	0	0	0	0	0	0	0	0
American Indian/Alaskan Native & White:	0	0	0	0	0	0	0	0
Asian White:	0	0	0	0	0	0	0	0
Black/African American & White:	0	0	0	0	0	0	0	0
American Indian/Alaskan Native & Black/African American:	0	0	0	0	0	0	0	0
Other multi-racial:	0	0	0	0	0	0	0	0
Asian/Pacific Islander:	0	0	0	0	0	0	0	0
Hispanic:	0	0	0	0	0	0	0	0
<b>Total:</b>	<b>1</b>	<b>1</b>	<b>0</b>	<b>0</b>	<b>1</b>	<b>1</b>	<b>0</b>	<b>0</b>
Female-headed Households:	0		0		0			



U.S. Department of Housing and Urban Development  
Office of Community Planning and Development  
Integrated Disbursement and Information System  
CDBG Activity Summary Report (GPR) for Program Year 2018  
APPLE VALLEY

Date: 27-Sep-2019

Time: 11:20

Page: 48

*Income Category:*

	<b>Owner</b>	<b>Renter</b>	<b>Total</b>	<b>Person</b>
Extremely Low	1	0	1	0
Low Mod	0	0	0	0
Moderate	0	0	0	0
Non Low Moderate	0	0	0	0
Total	1	0	1	0
Percent Low/Mod	100.0%		100.0%	

**Annual Accomplishments**

<b>Years</b>	<b>Accomplishment Narrative</b>	<b># Benefitting</b>
2018	1 RRLP property rehabilitated during the 2018-2019 program year.	



U.S. Department of Housing and Urban Development  
 Office of Community Planning and Development  
 Integrated Disbursement and Information System  
 CDBG Activity Summary Report (GPR) for Program Year 2018  
 APPLE VALLEY

Date: 27-Sep-2019  
 Time: 11:20  
 Page: 49

**PGM Year:** 2016  
**Project:** 0004 - 2016-4 AV CDBG Residential Rehabilitation Loan Program- RRLP  
**IDIS Activity:** 807 - Peterson, D & K

**Status:** Completed 6/30/2019 12:00:00 AM  
**Location:** Address Suppressed  
**Objective:** Provide decent affordable housing  
**Outcome:** Availability/accessibility  
**Matrix Code:** Rehab; Single-Unit Residential (14A)      **National Objective:** LMH

**Initial Funding Date:** 03/07/2019

**Description:**  
 Completion of one (1) Residential Rehabilitation Loan Program project.

**Financing**

	Fund Type	Grant Year	Grant	Funded Amount	Drawn In Program Year	Drawn Thru Program Year
CDBG	EN	2016	B16MC060588	\$29,065.51	\$29,065.51	\$29,065.51
		2017	B17MC060588	\$2,643.49	\$2,643.49	\$2,643.49
<b>Total</b>	<b>Total</b>			<b>\$31,709.00</b>	<b>\$31,709.00</b>	<b>\$31,709.00</b>

**Proposed Accomplishments**

Housing Units : 1


**Actual Accomplishments**

Number assisted:

	Owner		Renter		Total		Person	
	Total	Hispanic	Total	Hispanic	Total	Hispanic	Total	Hispanic
White:	1	0	0	0	1	0	0	0
Black/African American:	0	0	0	0	0	0	0	0
Asian:	0	0	0	0	0	0	0	0
American Indian/Alaskan Native:	0	0	0	0	0	0	0	0
Native Hawaiian/Other Pacific Islander:	0	0	0	0	0	0	0	0
American Indian/Alaskan Native & White:	0	0	0	0	0	0	0	0
Asian White:	0	0	0	0	0	0	0	0
Black/African American & White:	0	0	0	0	0	0	0	0
American Indian/Alaskan Native & Black/African American:	0	0	0	0	0	0	0	0
Other multi-racial:	0	0	0	0	0	0	0	0
Asian/Pacific Islander:	0	0	0	0	0	0	0	0
Hispanic:	0	0	0	0	0	0	0	0
<b>Total:</b>	<b>1</b>	<b>0</b>	<b>0</b>	<b>0</b>	<b>1</b>	<b>0</b>	<b>0</b>	<b>0</b>

Female-headed Households: 0





U.S. Department of Housing and Urban Development  
Office of Community Planning and Development  
Integrated Disbursement and Information System  
CDBG Activity Summary Report (GPR) for Program Year 2018  
APPLE VALLEY


Date: 27-Sep-2019  
Time: 11:20  
Page: 50

*Income Category:*

	<b>Owner</b>	<b>Renter</b>	<b>Total</b>	<b>Person</b>
Extremely Low	0	0	0	0
Low Mod	0	0	0	0
Moderate	1	0	1	0
Non Low Moderate	0	0	0	0
Total	1	0	1	0
Percent Low/Mod	100.0%		100.0%	

**Annual Accomplishments**

<b>Years</b>	<b>Accomplishment Narrative</b>	<b># Benefitting</b>
2018	Completion of one (1) Residential Rehabilitation Loan Program project during the 2018-2019 program year.	



U.S. Department of Housing and Urban Development  
 Office of Community Planning and Development  
 Integrated Disbursement and Information System  
 CDBG Activity Summary Report (GPR) for Program Year 2018  
 APPLE VALLEY

Date: 27-Sep-2019  
 Time: 11:20  
 Page: 51

**PGM Year:** 2016  
**Project:** 0004 - 2016-4 AV CDBG Residential Rehabilitation Loan Program- RRLP  
**IDIS Activity:** 809 - Bernasconi, A.  
**Status:** Completed 6/30/2019 12:00:00 AM  
**Location:** Address Suppressed  
**Objective:** Provide decent affordable housing  
**Outcome:** Availability/accessibility  
**Matrix Code:** Rehab; Single-Unit Residential (14A)      **National Objective:** LMH

**Initial Funding Date:** 04/23/2019

**Description:**  
 RRLP for eligible owner-occupied residential home improvements.

**Financing**

	Fund Type	Grant Year	Grant	Funded Amount	Drawn In Program Year	Drawn Thru Program Year
CDBG	EN	2016	B16MC060588	\$8,210.67	\$8,210.67	\$8,210.67
		2017	B17MC060588	\$4,075.52	\$4,075.52	\$4,075.52
<b>Total</b>	<b>Total</b>			<b>\$12,286.19</b>	<b>\$12,286.19</b>	<b>\$12,286.19</b>


**Proposed Accomplishments**

Housing Units : 1

**Actual Accomplishments**

Number assisted:

	Owner		Renter		Total		Person	
	Total	Hispanic	Total	Hispanic	Total	Hispanic	Total	Hispanic
White:	1	0	0	0	1	0	0	0
Black/African American:	0	0	0	0	0	0	0	0
Asian:	0	0	0	0	0	0	0	0
American Indian/Alaskan Native:	0	0	0	0	0	0	0	0
Native Hawaiian/Other Pacific Islander:	0	0	0	0	0	0	0	0
American Indian/Alaskan Native & White:	0	0	0	0	0	0	0	0
Asian White:	0	0	0	0	0	0	0	0
Black/African American & White:	0	0	0	0	0	0	0	0
American Indian/Alaskan Native & Black/African American:	0	0	0	0	0	0	0	0
Other multi-racial:	0	0	0	0	0	0	0	0
Asian/Pacific Islander:	0	0	0	0	0	0	0	0
Hispanic:	0	0	0	0	0	0	0	0
<b>Total:</b>	<b>1</b>	<b>0</b>	<b>0</b>	<b>0</b>	<b>1</b>	<b>0</b>	<b>0</b>	<b>0</b>
Female-headed Households:	0		0		0			



U.S. Department of Housing and Urban Development  
Office of Community Planning and Development  
Integrated Disbursement and Information System  
CDBG Activity Summary Report (GPR) for Program Year 2018  
APPLE VALLEY

Date: 27-Sep-2019  
Time: 11:20  
Page: 52

*Income Category:*

	<b>Owner</b>	<b>Renter</b>	<b>Total</b>	<b>Person</b>
Extremely Low	0	0	0	0
Low Mod	0	0	0	0
Moderate	1	0	1	0
Non Low Moderate	0	0	0	0
Total	1	0	1	0
Percent Low/Mod	100.0%		100.0%	

**Annual Accomplishments**

<b>Years</b>	<b>Accomplishment Narrative</b>	<b># Benefitting</b>
2018	1 RRLP owner-occupied residential rehabilitation of eligible improvements completed during the 2018-2019 program year.	



U.S. Department of Housing and Urban Development  
 Office of Community Planning and Development  
 Integrated Disbursement and Information System  
 CDBG Activity Summary Report (GPR) for Program Year 2018  
 APPLE VALLEY

Date: 27-Sep-2019  
 Time: 11:20  
 Page: 53

**PGM Year:** 2017  
**Project:** 0016 - Residential Rehab Loan Program (RRLP)  
**IDIS Activity:** 810 - Castillo, J & F

**Status:** Completed 6/30/2019 12:00:00 AM  
**Location:** Address Suppressed

**Objective:** Provide decent affordable housing  
**Outcome:** Availability/accessibility  
**Matrix Code:** Rehab; Single-Unit Residential (14A)      **National Objective:** LMH

**Initial Funding Date:** 04/25/2019

**Description:**  
 Rehabilitation of one (1) single family owner-occupied residential property.

**Financing**

	Fund Type	Grant Year	Grant	Funded Amount	Drawn In Program Year	Drawn Thru Program Year
CDBG	EN	2017	B17MC060588	\$32,354.32	\$32,354.32	\$32,354.32
<b>Total</b>	<b>Total</b>			<b>\$32,354.32</b>	<b>\$32,354.32</b>	<b>\$32,354.32</b>

**Proposed Accomplishments**

Housing Units : 1

**Actual Accomplishments**

Number assisted:

	Owner		Renter		Total		Person	
	Total	Hispanic	Total	Hispanic	Total	Hispanic	Total	Hispanic
White:	0	0	0	0	0	0		0
Black/African American:	0	0	0	0	0	0	0	0
Asian:	0	0	0	0	0	0	0	0
American Indian/Alaskan Native:	0	0	0	0	0	0	0	0
Native Hawaiian/Other Pacific Islander:	0	0	0	0	0	0	0	0
American Indian/Alaskan Native & White:	0	0	0	0	0	0	0	0
Asian White:	0	0	0	0	0	0	0	0
Black/African American & White:	0	0	0	0	0	0	0	0
American Indian/Alaskan Native & Black/African American:	0	0	0	0	0	0	0	0
Other multi-racial:	1	1	0	0	1	1	0	0
Asian/Pacific Islander:	0	0	0	0	0	0	0	0
Hispanic:	0	0	0	0	0	0	0	0
<b>Total:</b>	<b>1</b>	<b>1</b>	<b>0</b>	<b>0</b>	<b>1</b>	<b>1</b>	<b>0</b>	<b>0</b>
Female-headed Households:	0		0		0			



U.S. Department of Housing and Urban Development  
Office of Community Planning and Development  
Integrated Disbursement and Information System  
CDBG Activity Summary Report (GPR) for Program Year 2018  
APPLE VALLEY

Date: 27-Sep-2019  
Time: 11:20  
Page: 54

*Income Category:*

	<b>Owner</b>	<b>Renter</b>	<b>Total</b>	<b>Person</b>
Extremely Low	0	0	0	0
Low Mod	0	0	0	0
Moderate	1	0	1	0
Non Low Moderate	0	0	0	0
Total	1	0	1	0
Percent Low/Mod	100.0%		100.0%	

**Annual Accomplishments**

<b>Years</b>	<b>Accomplishment Narrative</b>	<b># Benefiting</b>
2018	Rehabilitation of one (1) single family owner-occupied residential property during the 2018-2019 program year.	



U.S. Department of Housing and Urban Development  
 Office of Community Planning and Development  
 Integrated Disbursement and Information System  
 CDBG Activity Summary Report (GPR) for Program Year 2018  
 APPLE VALLEY

Date: 27-Sep-2019  
 Time: 11:20  
 Page: 55

**PGM Year:** 2018  
**Project:** 0011 - TOAV Code Enforcement-Community Outreach Deterring Eyesores  
**IDIS Activity:** 811 - Code Enforcement

**Status:** Open  
**Location:** 14955 Dale Evans Pkwy Apple Valley, CA 92307-3061  
**Objective:** Create suitable living environments  
**Outcome:** Sustainability  
**Matrix Code:** Code Enforcement (15) **National Objective:** LMA

**Initial Funding Date:** 04/25/2019

**Description:**  
 This program will increase code enforcement within a specified deteriorating service area in which the service area is 51% low-to moderate-income or greater.


**Financing**

	Fund Type	Grant Year	Grant	Funded Amount	Drawn In Program Year	Drawn Thru Program Year
CDBG	EN	2018	B18MC060588	\$54,000.00	\$26,371.30	\$26,371.30
<b>Total</b>	<b>Total</b>			<b>\$54,000.00</b>	<b>\$26,371.30</b>	<b>\$26,371.30</b>

**Proposed Accomplishments**  
 People (General) : 1,000  
 Total Population in Service Area: 34,805  
 Census Tract Percent Low / Mod: 61.86

**Annual Accomplishments**

Years	Accomplishment Narrative	# Benefiting
2018	The Code Enforcement Department was able to address 878 cases during the 18/19 program of which approximately 57.5%, or 505 cases were charged to this activity. The balance of funds will be charged for cases addressed during the 19/20 program year.	



U.S. Department of Housing and Urban Development  
 Office of Community Planning and Development  
 Integrated Disbursement and Information System  
 CDBG Activity Summary Report (GPR) for Program Year 2018  
 APPLE VALLEY

Date: 27-Sep-2019  
 Time: 11:20  
 Page: 56

**PGM Year:** 2017  
**Project:** 0016 - Residential Rehab Loan Program (RRLP)  
**IDIS Activity:** 812 - Jones, K

**Status:** Open  
**Location:** Address Suppressed

**Objective:** Provide decent affordable housing  
**Outcome:** Availability/accessibility  
**Matrix Code:** Rehab; Multi-Unit Residential (14B)      **National Objective:** LMH

**Initial Funding Date:** 04/25/2019

**Description:**

Rehabilitation of owner occupied single family residential property (tri-plex).

**Financing**

	Fund Type	Grant Year	Grant	Funded Amount	Drawn In Program Year	Drawn Thru Program Year
CDBG	EN	2017	B17MC060588	\$3,841.96	\$3,841.96	\$3,841.96
<b>Total</b>	<b>Total</b>			<b>\$3,841.96</b>	<b>\$3,841.96</b>	<b>\$3,841.96</b>


**Proposed Accomplishments**

Housing Units : 3

**Actual Accomplishments**

*Number assisted:*

	<b>Owner</b>		<b>Renter</b>		<b>Total</b>		<b>Person</b>	
	Total	Hispanic	Total	Hispanic	Total	Hispanic	Total	Hispanic
White:	1	0	0	0	1	0	0	0
Black/African American:	2	0	0	0	2	0	0	0
Asian:	0	0	0	0	0	0	0	0
American Indian/Alaskan Native:	0	0	0	0	0	0	0	0
Native Hawaiian/Other Pacific Islander:	0	0	0	0	0	0	0	0
American Indian/Alaskan Native & White:	0	0	0	0	0	0	0	0
Asian White:	0	0	0	0	0	0	0	0
Black/African American & White:	0	0	0	0	0	0	0	0
American Indian/Alaskan Native & Black/African American:	0	0	0	0	0	0	0	0
Other multi-racial:	0	0	0	0	0	0	0	0
Asian/Pacific Islander:	0	0	0	0	0	0	0	0
Hispanic:	0	0	0	0	0	0	0	0
<b>Total:</b>	<b>3</b>	<b>0</b>	<b>0</b>	<b>0</b>	<b>3</b>	<b>0</b>	<b>0</b>	<b>0</b>
Female-headed Households:	0		0		0			



U.S. Department of Housing and Urban Development  
Office of Community Planning and Development  
Integrated Disbursement and Information System  
CDBG Activity Summary Report (GPR) for Program Year 2018  
APPLE VALLEY

Date: 27-Sep-2019

Time: 11:20

Page: 57

*Income Category:*

	<b>Owner</b>	<b>Renter</b>	<b>Total</b>	<b>Person</b>
Extremely Low	0	0	0	0
Low Mod	0	0	0	0
Moderate	2	0	2	0
Non Low Moderate	1	0	1	0
Total	3	0	3	0
Percent Low/Mod	66.7%		66.7%	

**Annual Accomplishments**

<b>Years</b>	<b>Accomplishment Narrative</b>	<b># Benefitting</b>
2018	Rehabilitation of owner occupied single family residential property (tri-plex).	





U.S. Department of Housing and Urban Development  
 Office of Community Planning and Development  
 Integrated Disbursement and Information System  
 CDBG Activity Summary Report (GPR) for Program Year 2018  
 APPLE VALLEY

Date: 27-Sep-2019  
 Time: 11:20  
 Page: 58

**PGM Year:** 2018  
**Project:** 0030 - Jess Ranch Manholes  
**IDIS Activity:** 813 - Jess Ranch Manholes

**Status:** Open  
**Location:** 14955 Dale Evans Pkwy Apple Valley, CA 92307-3061  
**Objective:** Create suitable living environments  
**Outcome:** Availability/accessibility  
**Matrix Code:** Water/Sewer Improvements (03J) **National Objective:** LMA

**Initial Funding Date:** 04/29/2019

**Description:**

Funds were awarded for the replacement of existing cleanouts with precast concrete manholes in the Jess Ranch Community.

**Financing**

	Fund Type	Grant Year	Grant	Funded Amount	Drawn In Program Year	Drawn Thru Program Year
CDBG	EN	Pre-2015		\$95,730.78	\$0.00	\$0.00
		2014	B14MC060588		\$95,730.78	\$95,730.78
		2015	B15MC060588	\$103,557.87	\$15,830.95	\$15,830.95
	PI			\$30,711.35	\$30,711.35	\$30,711.35
<b>Total</b>	<b>Total</b>			<b>\$230,000.00</b>	<b>\$142,273.08</b>	<b>\$142,273.08</b>

**Proposed Accomplishments**

People (General) : 2,555  
 Total Population in Service Area: 2,555  
 Census Tract Percent Low / Mod: 59.10

**Annual Accomplishments**

Years	Accomplishment Narrative	# Benefitting
2018	Funds were awarded for the replacement of existing cleanouts with precast concrete manholes in the Jess Ranch Community. The construction of the project was completed during the 18/19 program year. However, items regarding Labor Compliance were not finalized, therefore the project will be marked completed during the 19/20 program year.	



U.S. Department of Housing and Urban Development  
 Office of Community Planning and Development  
 Integrated Disbursement and Information System  
 CDBG Activity Summary Report (GPR) for Program Year 2018  
 APPLE VALLEY

Date: 27-Sep-2019  
 Time: 11:20  
 Page: 59

**PGM Year:** 2017  
**Project:** 0016 - Residential Rehab Loan Program (RRLP)  
**IDIS Activity:** 814 - Sheridan, P

**Status:** Completed 6/30/2019 12:00:00 AM  
**Location:** Address Suppressed  
**Objective:** Provide decent affordable housing  
**Outcome:** Availability/accessibility  
**Matrix Code:** Rehab; Single-Unit Residential (14A)      **National Objective:** LMH

**Initial Funding Date:** 04/29/2019

**Description:**  
 Rehabilitation of single family owner-occupied residential property.

**Financing**

	Fund Type	Grant Year	Grant	Funded Amount	Drawn In Program Year	Drawn Thru Program Year
CDBG	EN	2017	B17MC060588	\$27,122.58	\$27,122.58	\$27,122.58
<b>Total</b>	<b>Total</b>			<b>\$27,122.58</b>	<b>\$27,122.58</b>	<b>\$27,122.58</b>


**Proposed Accomplishments**

Housing Units : 1

**Actual Accomplishments**

*Number assisted:*

	<b>Owner</b>		<b>Renter</b>		<b>Total</b>		<b>Person</b>	
	Total	Hispanic	Total	Hispanic	Total	Hispanic	Total	Hispanic
White:	0	0	0	0	0	0		0
Black/African American:	0	0	0	0	0	0	0	0
Asian:	0	0	0	0	0	0	0	0
American Indian/Alaskan Native:	0	0	0	0	0	0	0	0
Native Hawaiian/Other Pacific Islander:	0	0	0	0	0	0	0	0
American Indian/Alaskan Native & White:	1	0	0	0	1	0	0	0
Asian White:	0	0	0	0	0	0	0	0
Black/African American & White:	0	0	0	0	0	0	0	0
American Indian/Alaskan Native & Black/African American:	0	0	0	0	0	0	0	0
Other multi-racial:	0	0	0	0	0	0	0	0
Asian/Pacific Islander:	0	0	0	0	0	0	0	0
Hispanic:	0	0	0	0	0	0	0	0
<b>Total:</b>	<b>1</b>	<b>0</b>	<b>0</b>	<b>0</b>	<b>1</b>	<b>0</b>	<b>0</b>	<b>0</b>
Female-headed Households:	0		0		0			



U.S. Department of Housing and Urban Development  
Office of Community Planning and Development  
Integrated Disbursement and Information System  
CDBG Activity Summary Report (GPR) for Program Year 2018  
APPLE VALLEY

Date: 27-Sep-2019

Time: 11:20

Page: 60

*Income Category:*

	<b>Owner</b>	<b>Renter</b>	<b>Total</b>	<b>Person</b>
Extremely Low	0	0	0	0
Low Mod	0	0	0	0
Moderate	1	0	1	0
Non Low Moderate	0	0	0	0
Total	1	0	1	0
Percent Low/Mod	100.0%		100.0%	

**Annual Accomplishments**

<b>Years</b>	<b>Accomplishment Narrative</b>	<b># Benefitting</b>
2018	Rehabilitation of single family owner-occupied residential property during the 2018-2019 program year.	



U.S. Department of Housing and Urban Development  
 Office of Community Planning and Development  
 Integrated Disbursement and Information System  
 CDBG Activity Summary Report (GPR) for Program Year 2018  
 APPLE VALLEY

Date: 27-Sep-2019  
 Time: 11:20  
 Page: 61

**PGM Year:** 2017  
**Project:** 0016 - Residential Rehab Loan Program (RRLP)  
**IDIS Activity:** 815 - Cota, J.

**Status:** Completed 6/30/2019 12:00:00 AM  
**Location:** Address Suppressed  
**Objective:** Provide decent affordable housing  
**Outcome:** Availability/accessibility  
**Matrix Code:** Rehab; Single-Unit Residential (14A)      **National Objective:** LMH

**Initial Funding Date:** 04/29/2019

**Description:**  
 Rehabilitation of single family owner-occupied residential property.

**Financing**

	Fund Type	Grant Year	Grant	Funded Amount	Drawn In Program Year	Drawn Thru Program Year
CDBG	EN	2017	B17MC060588	\$31,558.82	\$31,558.82	\$31,558.82
<b>Total</b>	<b>Total</b>			<b>\$31,558.82</b>	<b>\$31,558.82</b>	<b>\$31,558.82</b>

**Proposed Accomplishments**

Housing Units : 1

**Actual Accomplishments**

*Number assisted:*

	<b>Owner</b>		<b>Renter</b>		<b>Total</b>		<b>Person</b>	
	Total	Hispanic	Total	Hispanic	Total	Hispanic	Total	Hispanic
White:	0	0	0	0	0	0		0
Black/African American:	0	0	0	0	0	0	0	0
Asian:	0	0	0	0	0	0	0	0
American Indian/Alaskan Native:	0	0	0	0	0	0	0	0
Native Hawaiian/Other Pacific Islander:	0	0	0	0	0	0	0	0
American Indian/Alaskan Native & White:	0	0	0	0	0	0	0	0
Asian White:	0	0	0	0	0	0	0	0
Black/African American & White:	0	0	0	0	0	0	0	0
American Indian/Alaskan Native & Black/African American:	0	0	0	0	0	0	0	0
Other multi-racial:	1	0	0	0	1	0	0	0
Asian/Pacific Islander:	0	0	0	0	0	0	0	0
Hispanic:	0	0	0	0	0	0	0	0
<b>Total:</b>	<b>1</b>	<b>0</b>	<b>0</b>	<b>0</b>	<b>1</b>	<b>0</b>	<b>0</b>	<b>0</b>
Female-headed Households:	0		0		0			



U.S. Department of Housing and Urban Development  
Office of Community Planning and Development  
Integrated Disbursement and Information System  
CDBG Activity Summary Report (GPR) for Program Year 2018  
APPLE VALLEY

Date: 27-Sep-2019

Time: 11:20

Page: 62


*Income Category:*

	<b>Owner</b>	<b>Renter</b>	<b>Total</b>	<b>Person</b>
Extremely Low	0	0	0	0
Low Mod	0	0	0	0
Moderate	1	0	1	0
Non Low Moderate	0	0	0	0
Total	1	0	1	0
Percent Low/Mod	100.0%		100.0%	

**Annual Accomplishments**

<b>Years</b>	<b>Accomplishment Narrative</b>	<b># Benefitting</b>
2018	Rehabilitation of single family owner-occupied residential property during the 2018-2019 program year.	





U.S. Department of Housing and Urban Development  
Office of Community Planning and Development  
Integrated Disbursement and Information System  
CDBG Activity Summary Report (GPR) for Program Year 2018  
APPLE VALLEY

Date: 27-Sep-2019

Time: 11:20


Page: 64

*Income Category:*

	<b>Owner</b>	<b>Renter</b>	<b>Total</b>	<b>Person</b>
Extremely Low	0	0	0	0
Low Mod	0	0	0	0
Moderate	1	0	1	0
Non Low Moderate	0	0	0	0
Total	1	0	1	0
Percent Low/Mod	100.0%		100.0%	

**Annual Accomplishments**

<b>Years</b>	<b>Accomplishment Narrative</b>	<b># Benefitting</b>
2018	Rehabilitation of a single family owner-occupied single family residence. A majority of work has been completed during the 18/19 program year. However, the project is anticipated to be completed during the first quarter of the 19/20 program year.	



U.S. Department of Housing and Urban Development  
 Office of Community Planning and Development  
 Integrated Disbursement and Information System  
 CDBG Activity Summary Report (GPR) for Program Year 2018  
 APPLE VALLEY

Date: 27-Sep-2019  
 Time: 11:20  
 Page: 65

**PGM Year:** 2017  
**Project:** 0016 - Residential Rehab Loan Program (RRLP)  
**IDIS Activity:** 817 - Waite, M.

**Status:** Completed 6/30/2019 12:00:00 AM  
**Location:** Address Suppressed  
**Objective:** Provide decent affordable housing  
**Outcome:** Availability/accessibility  
**Matrix Code:** Rehab; Single-Unit Residential (14A)      **National Objective:** LMH

**Initial Funding Date:** 04/30/2019

**Description:**  
 Rehabilitation of single family owner-occupied residential property.

**Financing**

	Fund Type	Grant Year	Grant	Funded Amount	Drawn In Program Year	Drawn Thru Program Year
CDBG	EN	2017	B17MC060588	\$22,708.98	\$22,708.98	\$22,708.98
<b>Total</b>	<b>Total</b>			<b>\$22,708.98</b>	<b>\$22,708.98</b>	<b>\$22,708.98</b>

**Proposed Accomplishments**

Housing Units : 1

**Actual Accomplishments**

*Number assisted:*

	<b>Owner</b>		<b>Renter</b>		<b>Total</b>		<b>Person</b>	
	Total	Hispanic	Total	Hispanic	Total	Hispanic	Total	Hispanic
White:	1	0	0	0	1	0	0	0
Black/African American:	0	0	0	0	0	0	0	0
Asian:	0	0	0	0	0	0	0	0
American Indian/Alaskan Native:	0	0	0	0	0	0	0	0
Native Hawaiian/Other Pacific Islander:	0	0	0	0	0	0	0	0
American Indian/Alaskan Native & White:	0	0	0	0	0	0	0	0
Asian White:	0	0	0	0	0	0	0	0
Black/African American & White:	0	0	0	0	0	0	0	0
American Indian/Alaskan Native & Black/African American:	0	0	0	0	0	0	0	0
Other multi-racial:	0	0	0	0	0	0	0	0
Asian/Pacific Islander:	0	0	0	0	0	0	0	0
Hispanic:	0	0	0	0	0	0	0	0
<b>Total:</b>	<b>1</b>	<b>0</b>	<b>0</b>	<b>0</b>	<b>1</b>	<b>0</b>	<b>0</b>	<b>0</b>
Female-headed Households:	1		0		1			





U.S. Department of Housing and Urban Development  
Office of Community Planning and Development  
Integrated Disbursement and Information System  
CDBG Activity Summary Report (GPR) for Program Year 2018  
APPLE VALLEY

Date: 27-Sep-2019

Time: 11:20

Page: 66

*Income Category:*

	<b>Owner</b>	<b>Renter</b>	<b>Total</b>	<b>Person</b>
Extremely Low	0	0	0	0
Low Mod	1	0	1	0
Moderate	0	0	0	0
Non Low Moderate	0	0	0	0
Total	1	0	1	0
Percent Low/Mod	100.0%		100.0%	

**Annual Accomplishments**

<b>Years</b>	<b>Accomplishment Narrative</b>	<b># Benefiting</b>
2018	Rehabilitation of single family owner-occupied residential property completed during the 2018-2019 program year.	





U.S. Department of Housing and Urban Development  
Office of Community Planning and Development  
Integrated Disbursement and Information System  
CDBG Activity Summary Report (GPR) for Program Year 2018  
APPLE VALLEY

Date: 27-Sep-2019

Time: 11:20

Page: 68

*Income Category:*

	<b>Owner</b>	<b>Renter</b>	<b>Total</b>	<b>Person</b>
Extremely Low	0	0	0	0
Low Mod	0	0	0	0
Moderate	1	0	1	0
Non Low Moderate	0	0	0	0
Total	1	0	1	0
Percent Low/Mod	100.0%		100.0%	

**Annual Accomplishments**

<b>Years</b>	<b>Accomplishment Narrative</b>	<b># Benefiting</b>
2018	Application under review. Project anticipated to be completed during the 2019-2020 program year.	



U.S. Department of Housing and Urban Development  
 Office of Community Planning and Development  
 Integrated Disbursement and Information System  
 CDBG Activity Summary Report (GPR) for Program Year 2018  
 APPLE VALLEY

Date: 27-Sep-2019  
 Time: 11:20  
 Page: 69

**PGM Year:** 2018  
**Project:** 0006 - VV College District Foundation, Public Safety Career Pathway Training  
**IDIS Activity:** 819 - VV College District Foundation, Public Safety Career Pathway Training

**Status:** Canceled 6/30/2019 12:00:00 AM      **Objective:** Create economic opportunities  
**Location:** 19190 Navajo Rd Apple Valley, CA 92307-9311      **Outcome:** Availability/accessibility  
**Matrix Code:** Employment Training (05H)      **National Objective:** LMC

**Initial Funding Date:** 05/30/2019

**Description:**  
 This program would financially assist low income Apple Valley residents with tuition for coursework, fees for physical fitness testing and scholarships for eligible students for advanced training coursework. Successful participants in this program receive industry recognized certification and opportunity for further career pathway degree programs (EMT or Fire Academy) or potential employment within certain public safety industries.

**Financing**  
 No data returned for this view. This might be because the applied filter excludes all data.

**Proposed Accomplishments**

People (General) : 15

**Actual Accomplishments**

*Number assisted:*

	Owner		Renter		Total		Person	
	Total	Hispanic	Total	Hispanic	Total	Hispanic	Total	Hispanic
White:	0	0	0	0	0	0	0	0
Black/African American:	0	0	0	0	0	0	0	0
Asian:	0	0	0	0	0	0	0	0
American Indian/Alaskan Native:	0	0	0	0	0	0	0	0
Native Hawaiian/Other Pacific Islander:	0	0	0	0	0	0	0	0
American Indian/Alaskan Native & White:	0	0	0	0	0	0	0	0
Asian White:	0	0	0	0	0	0	0	0
Black/African American & White:	0	0	0	0	0	0	0	0
American Indian/Alaskan Native & Black/African American:	0	0	0	0	0	0	0	0
Other multi-racial:	0	0	0	0	0	0	0	0



U.S. Department of Housing and Urban Development  
 Office of Community Planning and Development  
 Integrated Disbursement and Information System  
 CDBG Activity Summary Report (GPR) for Program Year 2018  
 APPLE VALLEY

Date: 27-Sep-2019  
 Time: 11:20  
 Page: 70

Asian/Pacific Islander:	0	0	0	0	0	0	0	0
Hispanic:	0	0	0	0	0	0	0	0
<b>Total:</b>	<b>0</b>	<b>0</b>	<b>0</b>	<b>0</b>	<b>0</b>	<b>0</b>	<b>0</b>	<b>0</b>
Female-headed Households:	0		0		0			

*Income Category:*

	<b>Owner</b>	<b>Renter</b>	<b>Total</b>	<b>Person</b>
Extremely Low	0	0	0	0
Low Mod	0	0	0	0
Moderate	0	0	0	0
Non Low Moderate	0	0	0	0
Total	0	0	0	0
Percent Low/Mod				

**Annual Accomplishments**

No data returned for this view. This might be because the applied filter excludes all data.



U.S. Department of Housing and Urban Development  
 Office of Community Planning and Development  
 Integrated Disbursement and Information System  
 CDBG Activity Summary Report (GPR) for Program Year 2018  
 APPLE VALLEY

Date: 27-Sep-2019  
 Time: 11:20  
 Page: 71

**PGM Year:** 2018  
**Project:** 0007 - Manufactured Home/SFR Disposition Program  
**IDIS Activity:** 820 - Manufactured Home/SFR Disposition Program

**Status:** Open  
**Location:** 14955 Dale Evans Pkwy Apple Valley, CA 92307-3061

**Objective:** Provide decent affordable housing  
**Outcome:** Availability/accessibility  
**Matrix Code:** Disposition (02) **National Objective:** LMH

**Initial Funding Date:** 05/30/2019

**Description:**

This program will provide for the donation of units that have been released by ownersheirs to the Town in lieu of selling through their own efforts in order to pay existing Town loans. Though assistance was provided to rehabilitate units for the benefit of the owner, the units generally do not have enough value to make the selling process worthwhile. These units will be donated to the Housing Authority or one of a number of non-profits that can assist qualified households with affordable housing.

**Financing**

	Fund Type	Grant Year	Grant	Funded Amount	Drawn In Program Year	Drawn Thru Program Year
CDBG	EN	2018	B18MC060588	\$10,000.00	\$0.00	\$0.00
<b>Total</b>	<b>Total</b>			<b>\$10,000.00</b>	<b>\$0.00</b>	<b>\$0.00</b>

**Proposed Accomplishments**

Housing Units : 3

**Actual Accomplishments**

Number assisted:

	Owner		Renter		Total		Person	
	Total	Hispanic	Total	Hispanic	Total	Hispanic	Total	Hispanic
White:	0	0	0	0	0	0	0	0
Black/African American:	0	0	0	0	0	0	0	0
Asian:	0	0	0	0	0	0	0	0
American Indian/Alaskan Native:	0	0	0	0	0	0	0	0
Native Hawaiian/Other Pacific Islander:	0	0	0	0	0	0	0	0
American Indian/Alaskan Native & White:	0	0	0	0	0	0	0	0
Asian White:	0	0	0	0	0	0	0	0
Black/African American & White:	0	0	0	0	0	0	0	0
American Indian/Alaskan Native & Black/African American:	0	0	0	0	0	0	0	0
Other multi-racial:	0	0	0	0	0	0	0	0
Asian/Pacific Islander:	0	0	0	0	0	0	0	0
Hispanic:	0	0	0	0	0	0	0	0
<b>Total:</b>	<b>0</b>	<b>0</b>	<b>0</b>	<b>0</b>	<b>0</b>	<b>0</b>	<b>0</b>	<b>0</b>



U.S. Department of Housing and Urban Development  
Office of Community Planning and Development  
Integrated Disbursement and Information System  
CDBG Activity Summary Report (GPR) for Program Year 2018  
APPLE VALLEY

Date: 27-Sep-2019

Time: 11:20

Page: 72

Female-headed Households:

0 0 0

*Income Category:*

	<b>Owner</b>	<b>Renter</b>	<b>Total</b>	<b>Person</b>
Extremely Low	0	0	0	0
Low Mod	0	0	0	0
Moderate	0	0	0	0
Non Low Moderate	0	0	0	0
Total	0	0	0	0

Percent Low/Mod

**Annual Accomplishments**

<b>Years</b>	<b>Accomplishment Narrative</b>	<b># Benefiting</b>
2018	No accomplishments completed during the 2018-2019 program year.	



U.S. Department of Housing and Urban Development  
 Office of Community Planning and Development  
 Integrated Disbursement and Information System  
 CDBG Activity Summary Report (GPR) for Program Year 2018  
 APPLE VALLEY

Date: 27-Sep-2019  
 Time: 11:20  
 Page: 73

**PGM Year:** 2018  
**Project:** 0010 - TOAV, Eco Dev, Small Business/Entrepreneur Incubator Project  
**IDIS Activity:** 821 - Small Business/Entrepreneur Incubator Project

**Status:** Open      **Objective:** Create suitable living environments  
**Location:** 14955 Dale Evans Pkwy Apple Valley, CA 92307-3061      **Outcome:** Availability/accessibility  
**Matrix Code:** Micro-Enterprise Assistance (18C)      **National Objective:** LMC

**Initial Funding Date:** 05/30/2019

**Description:**

This program will provide funding to design and construct an incubator office space to provide headquarters facility for small businesses. The completed facility will offer tenants shared resources including office and storage space, equipment, supplies, meeting and networking space, collaborative events and programs, business development and technical assistance resources. This program will: foster establishment, stabilization and expansion of small businesses in order to add jobs for low income persons; provide technical training and assistance or other support services to increase capacity of subrecipients to carry out business activities.

**Financing**

	Fund Type	Grant Year	Grant	Funded Amount	Drawn In Program Year	Drawn Thru Program Year
CDBG	EN	2018	B18MC060588	\$10,000.00	\$0.00	\$0.00
<b>Total</b>	<b>Total</b>			<b>\$10,000.00</b>	<b>\$0.00</b>	<b>\$0.00</b>

**Proposed Accomplishments**

Businesses : 5

**Actual Accomplishments**

Number assisted:

	Owner		Renter		Total		Person	
	Total	Hispanic	Total	Hispanic	Total	Hispanic	Total	Hispanic
White:	0	0	0	0	0	0		0
Black/African American:	0	0	0	0	0	0	0	0
Asian:	0	0	0	0	0	0	0	0
American Indian/Alaskan Native:	0	0	0	0	0	0	0	0
Native Hawaiian/Other Pacific Islander:	0	0	0	0	0	0	0	0
American Indian/Alaskan Native & White:	0	0	0	0	0	0	0	0
Asian White:	0	0	0	0	0	0	0	0
Black/African American & White:	0	0	0	0	0	0	0	0
American Indian/Alaskan Native & Black/African American:	0	0	0	0	0	0	0	0
Other multi-racial:	0	0	0	0	0	0	0	0
Asian/Pacific Islander:	0	0	0	0	0	0	0	0
Hispanic:	0	0	0	0	0	0	0	0







U.S. Department of Housing and Urban Development  
 Office of Community Planning and Development  
 Integrated Disbursement and Information System  
 CDBG Activity Summary Report (GPR) for Program Year 2018  
 APPLE VALLEY

Date: 27-Sep-2019  
 Time: 11:20  
 Page: 75

**PGM Year:** 2018  
**Project:** 0018 - TOAV Park and Rec- Mendel Park Restroom Project  
**IDIS Activity:** 822 - Mendel Park Restroom Project

**Status:** Open  
**Location:** 21860 Tussing Ranch Rd Apple Valley, CA 92308-8037  
**Objective:** Create suitable living environments  
**Outcome:** Availability/accessibility  
**Matrix Code:** Parks, Recreational Facilities (03F)      **National Objective:** LMA

**Initial Funding Date:** 05/30/2019

**Description:**

This project provides for the purchase and installation of a permanent ADA accessible restroom with direct access.

**Financing**

	Fund Type	Grant Year	Grant	Funded Amount	Drawn In Program Year	Drawn Thru Program Year
CDBG	EN	2018	B18MC060588	\$115,000.00	\$9,303.00	\$9,303.00
<b>Total</b>	<b>Total</b>			<b>\$115,000.00</b>	<b>\$9,303.00</b>	<b>\$9,303.00</b>

**Proposed Accomplishments**

Public Facilities : 1  
 Total Population in Service Area: 8,315  
 Census Tract Percent Low / Mod: 51.59

**Annual Accomplishments**

Years	Accomplishment Narrative	# Benefiting
2018	The project is currently in the development stage with the project anticipated to be formally bid out during the 1st quarter of the 19/20 program year and construction completion anticipated during the third quarter of the 19/20 program year.	



U.S. Department of Housing and Urban Development  
 Office of Community Planning and Development  
 Integrated Disbursement and Information System  
 CDBG Activity Summary Report (GPR) for Program Year 2018  
 APPLE VALLEY

Date: 27-Sep-2019  
 Time: 11:20  
 Page: 76

**PGM Year:** 2018  
**Project:** 0019 - TOAV Park and Rec- James Woody Park Parking Lot Resurface  
**IDIS Activity:** 823 - James Woody Park Parking Lot Resurface

**Status:** Open  
**Location:** 13467 Navajo Rd Apple Valley, CA 92308-6529  
**Objective:** Create suitable living environments  
**Outcome:** Availability/accessibility  
**Matrix Code:** Parks, Recreational Facilities (03F)      **National Objective:** LMA

**Initial Funding Date:** 05/30/2019

**Description:**

This project will fund engineering, grading and replacement resurfacing of existing asphalt parking areas. Construction to include ADA improvements and striping.

**Financing**

	Fund Type	Grant Year	Grant	Funded Amount	Drawn In Program Year	Drawn Thru Program Year
CDBG	EN	2018	B18MC060588	\$105,604.22	\$0.00	\$0.00
<b>Total</b>	<b>Total</b>			<b>\$105,604.22</b>	<b>\$0.00</b>	<b>\$0.00</b>

**Proposed Accomplishments**

Public Facilities : 1  
 Total Population in Service Area: 21,780  
 Census Tract Percent Low / Mod: 61.36

**Annual Accomplishments**

Years	Accomplishment Narrative	# Benefitting
2018	No accomplishments were achieved for this project during the 18/19 program year. The Town will be looking to procure for engineering services for this project during the second quarter of the 19/20 program year with contract award anticipated during the fourth quarter of the 19/20 program year.	



U.S. Department of Housing and Urban Development  
 Office of Community Planning and Development  
 Integrated Disbursement and Information System  
 CDBG Activity Summary Report (GPR) for Program Year 2018  
 APPLE VALLEY

Date: 27-Sep-2019  
 Time: 11:20  
 Page: 77

**PGM Year:** 2018  
**Project:** 0020 - TOAV Park and Rec- James Woody Park Security Cameras  
**IDIS Activity:** 824 - James Woody Park Security Cameras

**Status:** Open  
**Location:** 13467 Navajo Rd Apple Valley, CA 92308-6529  
**Objective:** Create suitable living environments  
**Outcome:** Availability/accessibility  
**Matrix Code:** Parks, Recreational Facilities (03F) **National Objective:** LMA

**Initial Funding Date:** 05/30/2019

**Description:**

This project will fund installation of security camera system that will monitor activity throughout James Woody Park. The installation will be web based allowing remote monitoring.

**Financing**

	Fund Type	Grant Year	Grant	Funded Amount	Drawn In Program Year	Drawn Thru Program Year
CDBG	EN	2018	B18MC060588	\$58,387.00	\$382.50	\$382.50
<b>Total</b>	<b>Total</b>			<b>\$58,387.00</b>	<b>\$382.50</b>	<b>\$382.50</b>

**Proposed Accomplishments**

Public Facilities : 1  
 Total Population in Service Area: 21,780  
 Census Tract Percent Low / Mod: 61.36

**Annual Accomplishments**

Years	Accomplishment Narrative	# Benefitting
2018	The Town anticipates procuring for engineering/design services for this proposed project during the first quarter of the 19/20 program year with contract award in the second quarter and construction completion by fourth quarter of the 19/20 program year.	



U.S. Department of Housing and Urban Development  
 Office of Community Planning and Development  
 Integrated Disbursement and Information System  
 CDBG Activity Summary Report (GPR) for Program Year 2018  
 APPLE VALLEY

Date: 27-Sep-2019  
 Time: 11:20  
 Page: 78

**PGM Year:** 2018  
**Project:** 0022 - CDBG Rehabilitation Administration 14H  
**IDIS Activity:** 825 - CDBG Rehabilitation Administration 14H

**Status:** Open  
**Location:** 14955 Dale Evans Pkwy Apple Valley, CA 92307-3061  
**Objective:** Provide decent affordable housing  
**Outcome:** Availability/accessibility  
**Matrix Code:** Rehabilitation Administration (14H) **National Objective:** LMH

**Initial Funding Date:** 05/30/2019

**Description:**

Funds are utilized to pay costs directly associated with the Town rehabilitation programs that are not tied to an active file. Examples include customer service, marketing, program development, warranty actions, subordination and payoff demands, monitorings, etc.

**Financing**

	Fund Type	Grant Year	Grant	Funded Amount	Drawn In Program Year	Drawn Thru Program Year
CDBG	EN	2016	B16MC060588	\$26,990.52	\$0.00	\$0.00
		2017	B17MC060588	\$33,292.12	\$0.00	\$0.00
		2018	B18MC060588	\$19,717.36	\$0.00	\$0.00
<b>Total</b>	<b>Total</b>			<b>\$80,000.00</b>	<b>\$0.00</b>	<b>\$0.00</b>


**Proposed Accomplishments**

Housing Units : 1

**Actual Accomplishments**

Number assisted:

	Owner		Renter		Total		Person	
	Total	Hispanic	Total	Hispanic	Total	Hispanic	Total	Hispanic
White:	0	0	0	0	0	0	0	0
Black/African American:	0	0	0	0	0	0	0	0
Asian:	0	0	0	0	0	0	0	0
American Indian/Alaskan Native:	0	0	0	0	0	0	0	0
Native Hawaiian/Other Pacific Islander:	0	0	0	0	0	0	0	0
American Indian/Alaskan Native & White:	0	0	0	0	0	0	0	0
Asian White:	0	0	0	0	0	0	0	0
Black/African American & White:	0	0	0	0	0	0	0	0
American Indian/Alaskan Native & Black/African American:	0	0	0	0	0	0	0	0
Other multi-racial:	0	0	0	0	0	0	0	0
Asian/Pacific Islander:	0	0	0	0	0	0	0	0
Hispanic:	0	0	0	0	0	0	0	0
<b>Total:</b>	<b>0</b>	<b>0</b>	<b>0</b>	<b>0</b>	<b>0</b>	<b>0</b>	<b>0</b>	<b>0</b>



U.S. Department of Housing and Urban Development  
Office of Community Planning and Development  
Integrated Disbursement and Information System  
CDBG Activity Summary Report (GPR) for Program Year 2018  
APPLE VALLEY

Date: 27-Sep-2019  
Time: 11:20  
Page: 79

Female-headed Households:

0 0 0

*Income Category:*

	<b>Owner</b>	<b>Renter</b>	<b>Total</b>	<b>Person</b>
Extremely Low	0	0	0	0
Low Mod	0	0	0	0
Moderate	0	0	0	0
Non Low Moderate	0	0	0	0
Total	0	0	0	0

Percent Low/Mod

**Annual Accomplishments**

<b>Years</b>	<b>Accomplishment Narrative</b>	<b># Benefitting</b>
2018	No accomplishments were completed for this activity during the 18/19 program year.	



U.S. Department of Housing and Urban Development  
 Office of Community Planning and Development  
 Integrated Disbursement and Information System  
 CDBG Activity Summary Report (GPR) for Program Year 2018  
 APPLE VALLEY

Date: 27-Sep-2019  
 Time: 11:20  
 Page: 80

**PGM Year:** 2016  
**Project:** 0010 - 2016-10 AV CDBG VVCS, Senior/Adult Disabled Emergency Repair Program  
**IDIS Activity:** 827 - Ford, N.

**Status:** Canceled 6/30/2019 12:00:00 AM  
**Location:** Address Suppressed  
**Objective:** Provide decent affordable housing  
**Outcome:** Availability/accessibility  
**Matrix Code:** Rehab; Single-Unit Residential (14A)      **National Objective:** LMH

**Initial Funding Date:** 06/04/2019

**Description:**  
 Minor Rehabilitation of owner occupied single-family dwelling unit.

**Financing**  
 No data returned for this view. This might be because the applied filter excludes all data.


**Proposed Accomplishments**

Housing Units : 1

**Actual Accomplishments**

*Number assisted:*

	Owner		Renter		Total		Person	
	Total	Hispanic	Total	Hispanic	Total	Hispanic	Total	Hispanic
White:	1	0	0	0	1	0	0	0
Black/African American:	0	0	0	0	0	0	0	0
Asian:	0	0	0	0	0	0	0	0
American Indian/Alaskan Native:	0	0	0	0	0	0	0	0
Native Hawaiian/Other Pacific Islander:	0	0	0	0	0	0	0	0
American Indian/Alaskan Native & White:	0	0	0	0	0	0	0	0
Asian White:	0	0	0	0	0	0	0	0
Black/African American & White:	0	0	0	0	0	0	0	0
American Indian/Alaskan Native & Black/African American:	0	0	0	0	0	0	0	0
Other multi-racial:	0	0	0	0	0	0	0	0
Asian/Pacific Islander:	0	0	0	0	0	0	0	0



U.S. Department of Housing and Urban Development  
 Office of Community Planning and Development  
 Integrated Disbursement and Information System  
 CDBG Activity Summary Report (GPR) for Program Year 2018  
 APPLE VALLEY

Date: 27-Sep-2019  
 Time: 11:20  
 Page: 81

Hispanic:	0	0	0	0	0	0	0	0	0
<b>Total:</b>	<b>1</b>	<b>0</b>	<b>0</b>	<b>0</b>	<b>1</b>	<b>0</b>	<b>0</b>	<b>0</b>	<b>0</b>
Female-headed Households:	0		0		0				

*Income Category:*

	Owner	Renter	Total	Person
Extremely Low	0	0	0	0
Low Mod	1	0	1	0
Moderate	0	0	0	0
Non Low Moderate	0	0	0	0
Total	1	0	1	0
Percent Low/Mod	100.0%		100.0%	

**Annual Accomplishments**

<u>Years</u>	<u>Accomplishment Narrative</u>	<u># Benefitting</u>
2018		





U.S. Department of Housing and Urban Development  
 Office of Community Planning and Development  
 Integrated Disbursement and Information System  
 CDBG Activity Summary Report (GPR) for Program Year 2018  
 APPLE VALLEY

Date: 27-Sep-2019  
 Time: 11:20  
 Page: 82

**PGM Year:** 2016  
**Project:** 0010 - 2016-10 AV CDBG VVCS, Senior/Adult Disabled Emergency Repair Program  
**IDIS Activity:** 828 - Ford, N.

**Status:** Completed 6/30/2019 12:00:00 AM  
**Location:** Address Suppressed  
**Objective:** Provide decent affordable housing  
**Outcome:** Availability/accessibility  
**Matrix Code:** Rehab; Single-Unit Residential (14A)      **National Objective:** LMH

**Initial Funding Date:** 06/25/2019

**Description:**  
 Emergency home repair of single family owner occupied property.

**Financing**

	Fund Type	Grant Year	Grant	Funded Amount	Drawn In Program Year	Drawn Thru Program Year
CDBG	EN	2016	B16MC060588	\$1,607.42	\$1,607.42	\$1,607.42
<b>Total</b>	<b>Total</b>			<b>\$1,607.42</b>	<b>\$1,607.42</b>	<b>\$1,607.42</b>


**Proposed Accomplishments**

Housing Units : 1

**Actual Accomplishments**

*Number assisted:*

	<b>Owner</b>		<b>Renter</b>		<b>Total</b>		<b>Person</b>	
	Total	Hispanic	Total	Hispanic	Total	Hispanic	Total	Hispanic
White:	1	0	0	0	1	0	0	0
Black/African American:	0	0	0	0	0	0	0	0
Asian:	0	0	0	0	0	0	0	0
American Indian/Alaskan Native:	0	0	0	0	0	0	0	0
Native Hawaiian/Other Pacific Islander:	0	0	0	0	0	0	0	0
American Indian/Alaskan Native & White:	0	0	0	0	0	0	0	0
Asian White:	0	0	0	0	0	0	0	0
Black/African American & White:	0	0	0	0	0	0	0	0
American Indian/Alaskan Native & Black/African American:	0	0	0	0	0	0	0	0
Other multi-racial:	0	0	0	0	0	0	0	0
Asian/Pacific Islander:	0	0	0	0	0	0	0	0
Hispanic:	0	0	0	0	0	0	0	0
<b>Total:</b>	<b>1</b>	<b>0</b>	<b>0</b>	<b>0</b>	<b>1</b>	<b>0</b>	<b>0</b>	<b>0</b>
Female-headed Households:	1		0		1			



U.S. Department of Housing and Urban Development  
Office of Community Planning and Development  
Integrated Disbursement and Information System  
CDBG Activity Summary Report (GPR) for Program Year 2018  
APPLE VALLEY

Date: 27-Sep-2019

Time: 11:20

Page: 83

*Income Category:*

	<b>Owner</b>	<b>Renter</b>	<b>Total</b>	<b>Person</b>
Extremely Low	0	0	0	0
Low Mod	1	0	1	0
Moderate	0	0	0	0
Non Low Moderate	0	0	0	0
Total	1	0	1	0
Percent Low/Mod	100.0%		100.0%	

**Annual Accomplishments**

<b>Years</b>	<b>Accomplishment Narrative</b>	<b># Benefiting</b>
2018	Emergency home repair of single family owner occupied property completed during the 2018-2019 program year.	



U.S. Department of Housing and Urban Development  
Office of Community Planning and Development  
Integrated Disbursement and Information System  
CDBG Activity Summary Report (GPR) for Program Year 2018  
APPLE VALLEY

Date: 27-Sep-2019  
Time: 11:20  
Page: 84

**PGM Year:** 2016  
**Project:** 0004 - 2016-4 AV CDBG Residential Rehabilitation Loan Program- RRLP  
**IDIS Activity:** 829 - Escalante, J & G

**Status:** Open  
**Location:** Address Suppressed  
**Objective:** Provide decent affordable housing  
**Outcome:** Availability/accessibility  
**Matrix Code:** Rehab; Single-Unit Residential (14A)  
**National Objective:** LMH

**Initial Funding Date:** 09/09/2019

**Description:**

Projects funds will be used for the rehabilitation of owner-occupied single family residence under the Town's Residential Rehabilitation Loan Program.

**Financing**

	Fund Type	Grant Year	Grant	Funded Amount	Drawn In Program Year	Drawn Thru Program Year
CDBG	EN	2016	B16MC060588	\$2,004.64	\$2,004.64	\$2,004.64
<b>Total</b>	<b>Total</b>			<b>\$2,004.64</b>	<b>\$2,004.64</b>	<b>\$2,004.64</b>

**Proposed Accomplishments**

Housing Units : 1

**Actual Accomplishments**

<i>Number assisted:</i>	<b>Owner</b>		<b>Renter</b>		<b>Total</b>		<b>Person</b>	
	Total	Hispanic	Total	Hispanic	Total	Hispanic	Total	Hispanic
White:	0	0	0	0	0	0	0	0
Black/African American:	0	0	0	0	0	0	0	0
Asian:	0	0	0	0	0	0	0	0
American Indian/Alaskan Native:	0	0	0	0	0	0	0	0
Native Hawaiian/Other Pacific Islander:	0	0	0	0	0	0	0	0
American Indian/Alaskan Native & White:	0	0	0	0	0	0	0	0
Asian White:	0	0	0	0	0	0	0	0
Black/African American & White:	0	0	0	0	0	0	0	0
American Indian/Alaskan Native & Black/African American:	0	0	0	0	0	0	0	0
Other multi-racial:	1	1	0	0	1	1	0	0
Asian/Pacific Islander:	0	0	0	0	0	0	0	0
Hispanic:	0	0	0	0	0	0	0	0
<b>Total:</b>	<b>1</b>	<b>1</b>	<b>0</b>	<b>0</b>	<b>1</b>	<b>1</b>	<b>0</b>	<b>0</b>
Female-headed Households:	0		0		0			



U.S. Department of Housing and Urban Development  
Office of Community Planning and Development  
Integrated Disbursement and Information System  
CDBG Activity Summary Report (GPR) for Program Year 2018  
APPLE VALLEY

Date: 27-Sep-2019

Time: 11:20

Page: 85

*Income Category:*

	<b>Owner</b>	<b>Renter</b>	<b>Total</b>	<b>Person</b>
Extremely Low	0	0	0	0
Low Mod	0	0	0	0
Moderate	1	0	1	0
Non Low Moderate	0	0	0	0
Total	1	0	1	0
Percent Low/Mod	100.0%		100.0%	

**Annual Accomplishments**

<b>Years</b>	<b>Accomplishment Narrative</b>	<b># Benefitting</b>
2018	Application under review, WWU has been prepared. Project is currently out to bid. Project anticipated to be completed during the 19/20 program year.	



U.S. Department of Housing and Urban Development  
 Office of Community Planning and Development  
 Integrated Disbursement and Information System  
 CDBG Activity Summary Report (GPR) for Program Year 2018  
 APPLE VALLEY

Date: 27-Sep-2019  
 Time: 11:20  
 Page: 86

**PGM Year:** 2016  
**Project:** 0004 - 2016-4 AV CDBG Residential Rehabilitation Loan Program- RRLP  
**IDIS Activity:** 830 - De Leon, R & C

**Status:** Completed 9/25/2019 12:00:00 AM      **Objective:** Provide decent affordable housing  
**Location:** Address Suppressed      **Outcome:** Availability/accessibility  
**Matrix Code:** Rehab; Single-Unit Residential (14A)      **National Objective:** LMH

**Initial Funding Date:** 09/11/2019

**Description:**  
 Rehabilitation of owner occupied single family residence under the Town's RRLP.

**Financing**

	Fund Type	Grant Year	Grant	Funded Amount	Drawn In Program Year	Drawn Thru Program Year
CDBG	EN	2016	B16MC060588	\$9,809.80	\$9,809.80	\$9,809.80
<b>Total</b>	<b>Total</b>			<b>\$9,809.80</b>	<b>\$9,809.80</b>	<b>\$9,809.80</b>


**Proposed Accomplishments**

Housing Units : 1

**Actual Accomplishments**

*Number assisted:*

	<b>Owner</b>		<b>Renter</b>		<b>Total</b>		<b>Person</b>	
	Total	Hispanic	Total	Hispanic	Total	Hispanic	Total	Hispanic
White:	0	0	0	0	0	0		0
Black/African American:	0	0	0	0	0	0	0	0
Asian:	0	0	0	0	0	0	0	0
American Indian/Alaskan Native:	0	0	0	0	0	0	0	0
Native Hawaiian/Other Pacific Islander:	0	0	0	0	0	0	0	0
American Indian/Alaskan Native & White:	0	0	0	0	0	0	0	0
Asian White:	0	0	0	0	0	0	0	0
Black/African American & White:	0	0	0	0	0	0	0	0
American Indian/Alaskan Native & Black/African American:	0	0	0	0	0	0	0	0
Other multi-racial:	1	1	0	0	1	1	0	0
Asian/Pacific Islander:	0	0	0	0	0	0	0	0
Hispanic:	0	0	0	0	0	0	0	0
<b>Total:</b>	<b>1</b>	<b>1</b>	<b>0</b>	<b>0</b>	<b>1</b>	<b>1</b>	<b>0</b>	<b>0</b>
Female-headed Households:	0		0		0			



U.S. Department of Housing and Urban Development  
Office of Community Planning and Development  
Integrated Disbursement and Information System  
CDBG Activity Summary Report (GPR) for Program Year 2018  
APPLE VALLEY

Date: 27-Sep-2019

Time: 11:20

Page: 87

*Income Category:*

	<b>Owner</b>	<b>Renter</b>	<b>Total</b>	<b>Person</b>
Extremely Low	0	0	0	0
Low Mod	0	0	0	0
Moderate	1	0	1	0
Non Low Moderate	0	0	0	0
Total	1	0	1	0
Percent Low/Mod	100.0%		100.0%	

**Annual Accomplishments**

<b>Years</b>	<b>Accomplishment Narrative</b>	<b># Benefitting</b>
2018	Rehabilitation of owner occupied single family residence under the Town's RRLP.	



U.S. Department of Housing and Urban Development  
Office of Community Planning and Development  
Integrated Disbursement and Information System  
CDBG Activity Summary Report (GPR) for Program Year 2018  
APPLE VALLEY

Date: 27-Sep-2019

Time: 11:20

Page: 88

---

<b>Total Funded Amount:</b>	<b>\$1,806,744.66</b>
<b>Total Drawn Thru Program Year:</b>	<b>\$1,265,885.79</b>
<b>Total Drawn In Program Year:</b>	<b>\$936,015.01</b>



Town of Apple Valley

**IDIS Report – PR 06**  
**Summary of Consolidated Plan Projects for Report Year**



U.S. DEPARTMENT OF HOUSING AND URBAN  
DEVELOPMENT  
OFFICE OF COMMUNITY PLANNING AND DEVELOPMENT  
PR06 - Summary of Consolidated Plan Projects for Report  
Year

DATE: 9/27/2019  
TIME: 11:22:48 AM  
PAGE: 1/6

IDIS

Plan IDIS Year Project	Project Title and Description	Program	Project Estimate	Committed Amount	Amount Drawn Thru Report Year	Amount Available to Draw	Amount Drawn in Report Year
2018 1	job training	CDBG	\$138,000.00	\$0.00	\$0.00	\$0.00	\$0.00
2	Assistance League of Victor Valley	CDBG	\$12,500.00	\$0.00	\$0.00	\$0.00	\$0.00
4	Assistance League of Victor Valley	CDBG	\$12,500.00	\$12,500.00	\$12,500.00	\$0.00	\$12,500.00
5	Family Assistance Program	CDBG	\$10,000.00	\$7,978.91	\$7,978.91	\$0.00	\$7,978.91
6	VV College District Foundation, Public Safety Career Pathway Training	CDBG	\$50,000.00	\$0.00	\$0.00	\$0.00	\$0.00

U.S. DEPARTMENT OF HOUSING AND URBAN  
DEVELOPMENT  
OFFICE OF COMMUNITY PLANNING AND DEVELOPMENT  
PR06 - Summary of Consolidated Plan Projects for Report  
Year

DATE: 9/27/2019  
TIME: 11:22:48 AM  
PAGE: 2/6

IDIS

Plan IDIS Year Project	Project Title and Description	Program	Project Estimate	Committed Amount	Amount Drawn Thru Report Year	Amount Available to Draw	Amount Drawn in Report Year
2018 7	Manufactured Home/SFR Disposition Program	CDBG	\$30,001.00	\$10,000.00	\$0.00	\$10,000.00	\$0.00
8	VV Community Services Council- Senior/Adult Disabled Needs Program	CDBG	\$12,500.00	\$12,500.00	\$9,500.00	\$3,000.00	\$9,500.00
9	Cedar House Life Change Centers- Oasis House	CDBG	\$6,000.00	\$5,730.79	\$5,730.79	\$0.00	\$5,730.79

U.S. DEPARTMENT OF HOUSING AND URBAN  
DEVELOPMENT  
OFFICE OF COMMUNITY PLANNING AND DEVELOPMENT  
PR06 - Summary of Consolidated Plan Projects for Report  
Year

DATE: 9/27/2019  
TIME: 11:22:48 AM  
PAGE: 3/6

IDIS

Plan IDIS Year Project	Project Title and Description	Program	Project Estimate	Committed Amount	Amount Drawn Thru Report Year	Amount Available to Draw	Amount Drawn in Report Year
2018 10	TOAV, Eco Dev, Small Business/Entrepreneur Incubator Project	CDBG	\$50,000.00	\$10,000.00	\$0.00	\$10,000.00	\$0.00
11	TOAV Code Enforcement-Community Outreach Deterring Eyesores	CDBG	\$54,000.00	\$54,000.00	\$26,371.30	\$27,628.70	\$26,371.30
12	Moses House Ministries- Resources and Referrals for Families	CDBG	\$10,738.00	\$7,358.80	\$7,358.80	\$0.00	\$7,358.80
13	Victor Valley Domestic Violence- A Better Way	CDBG	\$7,000.00	\$3,072.77	\$3,072.77	\$0.00	\$3,072.77

U.S. DEPARTMENT OF HOUSING AND URBAN  
DEVELOPMENT  
OFFICE OF COMMUNITY PLANNING AND DEVELOPMENT  
PR06 - Summary of Consolidated Plan Projects for Report  
Year

DATE: 9/27/2019  
TIME: 11:22:48 AM  
PAGE: 4/6

IDIS

Plan IDIS Year Project	Project Title and Description	Program	Project Estimate	Committed Amount	Amount Drawn Thru Report Year	Amount Available to Draw	Amount Drawn in Report Year
2018 14	Church for Whosoever- CFW Literacy Center	CDBG	\$5,000.00	\$4,399.79	\$4,399.79	\$0.00	\$4,399.79
15	High Desert Homeless Services- Shelter Services	CDBG	\$15,000.00	\$15,000.00	\$15,000.00	\$0.00	\$15,000.00
16	Inland Fair Housing/Mediation Board- Fair Housing Services	CDBG	\$10,000.00	\$30,000.00	\$30,000.00	\$0.00	\$30,000.00
17	HD Community Foundation/Orenda- Orenda Veteran's Project	CDBG	\$5,000.00	\$1,250.00	\$1,250.00	\$0.00	\$1,250.00
18	TOAV Park and Rec- Mendel Park Restroom Project	CDBG	\$115,000.00	\$115,000.00	\$9,303.00	\$105,697.00	\$9,303.00
19	TOAV Park and Rec- James Woody Park Parking Lot Resurface	CDBG	\$143,750.00	\$105,604.22	\$0.00	\$105,604.22	\$0.00

U.S. DEPARTMENT OF HOUSING AND URBAN  
DEVELOPMENT  
OFFICE OF COMMUNITY PLANNING AND DEVELOPMENT  
PR06 - Summary of Consolidated Plan Projects for Report  
Year

DATE: 9/27/2019  
TIME: 11:22:48 AM  
PAGE: 5/6

IDIS

Plan IDIS Year Project	Project Title and Description	Program	Project Estimate	Committed Amount	Amount Drawn Thru Report Year	Amount Available to Draw	Amount Drawn in Report Year
2018 20	TOAV Park and Rec- James Woody Park Security Cameras	CDBG	\$58,387.00	\$58,387.00	\$382.50	\$58,004.50	\$382.50
21	CDBG Program Administration	CDBG	\$124,985.00	\$157,412.00	\$151,197.00	\$6,215.00	\$151,197.00
22	CDBG Rehabilitation Administration 14H	CDBG	\$80,000.00	\$80,000.00	\$0.00	\$80,000.00	\$0.00
23	AV HOME Program Administration	HOME	\$52,497.00	\$52,497.00	\$0.00	\$52,497.00	\$0.00
24	AV HOME CHDO	HOME	\$41,597.00	\$0.00	\$0.00	\$0.00	\$0.00
25	AV HOME Residential Rehabilitation Loan Program (RRLP)	HOME	\$230,388.00	\$100.87	\$0.00	\$100.87	\$0.00
26	VV HOME Program Administration	HOME	\$24,767.00	\$24,767.00	\$0.00	\$24,767.00	\$0.00
27	VV HOME CHDO	HOME	\$74,303.00	\$0.00	\$0.00	\$0.00	\$0.00
28	VV HOME Senior Housing Repair Program (SHRP)	HOME	\$409,107.00	\$275,364.73	\$0.00	\$275,364.73	\$0.00

U.S. DEPARTMENT OF HOUSING AND URBAN  
DEVELOPMENT  
OFFICE OF COMMUNITY PLANNING AND DEVELOPMENT  
PR06 - Summary of Consolidated Plan Projects for Report  
Year

DATE: 9/27/2019  
TIME: 11:22:48 AM  
PAGE: 6/6

IDIS

Plan IDIS Year Project	Project Title and Description	Program	Project Estimate	Committed Amount	Amount Drawn Thru Report Year	Amount Available to Draw	Amount Drawn in Report Year
2018 29	VV HOME CHDO Northgate Rehab, National Core	HOME	\$426,225.23	\$80,266.95	\$0.00	\$80,266.95	\$0.00
30	Jess Ranch Manholes	CDBG	\$230,000.00	\$230,000.00	\$142,273.08	\$87,726.92	\$142,273.08



Town of Apple Valley

**IDIS Report – PR 09**  
**Program Income Details by Fiscal Year and Program**

U.S. Department of Housing and Urban Development  
 Office of Community Planning and Development  
 Integrated Disbursement and Information System  
 Program Income Details by Fiscal Year and Program  
 APPLE VALLEY,CA

Report for Program:CDBG, HOME

\*Data Only Provided for Time Period Queried:07-01-2018 to 06-30-2019

Program Year	Program	Associated Grant Number	Fund Type	Estimated Income for Year	Transaction	Voucher #	Voucher Created	Voucher Type	IDIS Proj. ID	IDIS Actv. ID	Matrix Code	Receipted/Drawn Amount
2017	CDBG	B17MC060588	PI	0.00								
RECEIPTS												
						5251408002	08-21-18		15	258	14A	20,000.00
						5257639001	08-21-18		4	590	14A	10,584.00
						5263182001	08-21-18		15	258	14A	19,999.80
						5263183001	08-21-18		4	628	14A	18,901.00
						5263184001	08-21-18		7	499	14A	20,000.00
						5263185001	08-21-18		12	97	14A	19,714.30
						5263186001	05-08-19		3	480	14A	20,000.00
						5263187001	08-21-18		4	545	14A	20,000.00
						5263188001	08-21-18		3	301	14A	8,500.00
						5263189001	08-21-18		12	604	18C	541.14
						5263389001	08-24-18		15	753	21A	1,345.82
DRAWS												
						6184435001	08-23-18	PY	2	740	03T	3,125.00
						6184437001	08-23-18	PY	3	741	05D	2,850.49
						6184439001	08-23-18	PY	4	742	05G	2,483.42
						6184441001	08-23-18	PY	5	743	05H	2,780.20
						6184442001	08-23-18	PY	6	744	05A	2,207.11
						6184443001	08-23-18	PY	7	745	05G	2,362.43
						6184444001	08-23-18	PY	9	747	05J	2,444.81
						6184446001	08-23-18	PY	10	748	05M	1,199.00
						6184870001	08-24-18	PY	11	768	14E	1,608.75



Program Year	Program	Associated Grant Number	Fund Type	Estimated Income for Year	Transaction	Voucher #	Voucher Created	Voucher Type	IDIS Proj. ID	IDIS Actv. ID	Matrix Code	Receipted/Drawn Amount	
						6184929001	08-24-18	PY	4	531	03F	2,570.00	
						6184947001	08-24-18	PY	3	624	03F	46,280.84	
						6185793001	08-28-18	PY	4	785	14A	26,078.69	
						6185867001	08-28-18	PY	4	778	14A	120.00	
						6185870001	08-28-18	PY	4	786	14A	10,703.01	
						6185875001	08-28-18	PY	4	787	14A	7,825.02	
						6192650001	09-20-18	PY	12	750	15	9,166.59	
						6192660001	09-20-18	PY	10	788	14A	1,892.82	
						6194067001	09-25-18	PY	15	753	21A	34,010.74	
												PI Receipts	159,586.06
												PI Draws	159,708.92
												PI Balance	(122.86)
2017	CDBG											Total CDBG Receipts*:	159,586.06
												Total CDBG Draws against Receipts*:	159,708.92
												Total CDBG Receipt Fund Balance*:	(122.86)
2017	HOME	M17DC060563	PI PI	0.00	DRAWS								
						6195168001	09-27-18	PY	5	789		25,301.34	
												Receipts	
												PI Draws	25,301.34
												PA Draws	0.00
												Balance	(25,301.34)
2017	HOME	M17DC060563										Total Local Account Receipts	
												Total Local Account Draws	25,301.34
												Total Local Account Balance	(25,301.34)
2018	CDBG	B18MC060588	PI	0.00	RECEIPTS								

Program Year	Program	Associated Grant Number	Fund Type	Estimated Income for Year	Transaction	Voucher #	Voucher Created	Voucher Type	IDIS Proj. ID	IDIS Actv. ID	Matrix Code	Receipted/Drawn Amount
						5262209001	08-09-18		2	420	14A	16,588.12
						5263174001	08-21-18		13	117	14A	10,518.51
						5263388001	08-24-18		12	604	18C	360.76
						5265619001	09-20-18		4	733	14A	11,055.00
						5269848001	11-13-18		12	604	18C	360.76
						5276114001	01-23-19		1	555	21A	392.21
						5276117001	01-23-19		1	609	21A	796.15
						5276119001	01-23-19		16	84	14A	24.22
						5276120001	01-23-19		5	582	14A	28,385.00
						5276122001	01-23-19		3	477	14A	19,005.00
						5276124001	01-23-19		1	677	21A	1,084.65
						5276127001	01-23-19		12	97	14A	6,188.52
						5276128001	01-23-19		12	604	18C	721.52
						5276129001	01-23-19		15	753	21A	1,063.20
						5276615001	01-29-19		15	258	14A	20,000.00
						5276616001	01-29-19		12	604	18C	360.76
						5276640001	01-29-19		4	711	14A	12,584.00
						5281003001	03-20-19		12	604	18C	360.76
						5285297001	05-08-19		21	805	21A	1,505.59
						5285298001	05-08-19		5	640	14A	19,150.00
						5285364001	05-09-19		4	735	14A	9,695.00
						5285365001	05-09-19		12	604	18C	360.76
					DRAWS							
						6194067002	09-25-18	PY	15	753	21A	19,832.89
						6194068001	09-25-18	PY	1	678	14H	10,329.31
						6196526001	10-03-18	PY	6	744	05A	204.36
						6200913001	10-18-18	PY	4	531	03F	6,971.00
						6241353001	03-04-19	PY	21	805	21A	92,150.82
						6257458002	04-18-19	PY	4	790	05L	360.76
						6270478003	05-30-19	PY	30	813	03J	30,711.35

Program Year	Program	Associated Grant Number	Fund Type	Estimated Income for Year	Transaction	Voucher #	Voucher Created	Voucher Type	IDIS Proj. ID	IDIS Actv. ID	Matrix Code	Receipted/Drawn Amount
--------------	---------	-------------------------	-----------	---------------------------	-------------	-----------	-----------------	--------------	---------------	---------------	-------------	------------------------

PI Receipts	160,560.49
PI Draws	160,560.49
PI Balance	0.00

2018	CDBG											
											Total CDBG Receipts*:	160,560.49
											Total CDBG Draws against Receipts*:	160,560.49
											Total CDBG Receipt Fund Balance*:	0.00

2018 HOME M18DC060563 PI 0.00

RECEIPTS

5268706001	10-30-18	8	626		31,003.33
5276069001	01-22-19	1	557	21A	123.12
5276070001	01-22-19	1	611		1,302.13
5276071001	01-22-19	4	393		20,000.00
5276072001	01-22-19	7	490		629.97
5276073001	01-22-19	4	479		19,795.00
5276074001	01-22-19	1	679		1,109.99
5276075001	01-22-19	8	573		18,827.00
5276076001	01-22-19	18	755		2,832.21
5276077001	01-22-19	8	549		3,414.39
5276078001	01-22-19	4	392		19,720.00
5276079001	01-22-19	8	492		6,571.98
5276080001	01-22-19	20	324		1,000.00
5276082001	01-22-19	20	324		1,250.00
5276083001	01-22-19	20	324		14,692.94
5276594001	01-29-19	17	240		1,463.54
5280949001	03-20-19	4	424		20,000.00
5280988001	03-20-19	17	234		55,097.00
5280989001	03-20-19	27	239		9,903.00
5280991001	03-20-19	7	495		18,269.02
5281039001	03-20-19	6	642		19,863.00
5281527001	03-26-19	4	390		19,838.00

Program Year	Associated Program	Grant Number	Fund Type	Estimated Income for Year	Transaction	Voucher #	Voucher Created	Voucher Type	IDIS Proj. ID	IDIS Actv. ID	Matrix Code	Receipted/Drawn Amount
						5281529001	03-26-19		23	808		1,701.79
						5282344001	04-04-19		5	769		10,085.00
						5282351001	04-04-19		7	500		20,000.00
						5286958001	05-23-19		4	481		18,698.00
						5286963001	05-23-19		8	595		19,890.00
											Receipts	357,080.41
											PI Draws	
											PA Draws	
											Balance	357,080.41
2018	HOME	M18DC060563									Total Local Account Receipts	357,080.41
											Total Local Account Draws	
											Total Local Account Balance	357,080.41



Town of Apple Valley

**IDIS Report – PR 22**  
**Status of HOME Activities**



U.S. Department of Housing and Urban Development  
 Office of Community Planning and Development  
 Integrated Disbursement and Information System  
 Status of HOME Activities - Entitlement  
 APPLE VALLEY CONSORTIUM, CA

DATE: 09-27-19  
 TIME: 11:24  
 PAGE: 1

IDIS - PR22

Tenure Type	Activity Type	IDIS Activity	Activity Address	Activity Status	Status Date	Total Units	Home Units	Initial Funding Date	Committed Amount	Drawn Amount	PCT
Rental	REHABILITATION	171	15991 Tokay St , Victorville CA, 92395	Completed	06/04/09	4	4	04/16/08	\$81,070.00	\$81,070.00	100.00%
Rental	REHABILITATION	631	17251 Dante St , Victorville CA, 92394	Completed	09/28/17	104	104	07/16/15	\$816,661.95	\$816,661.95	100.00%
Rental	REHABILITATION	784	17251 Dante St , Victorville CA, 92394	Open	08/22/19	0	0	07/31/18	\$80,266.95	\$0.00	0.00%
Rental	ACQUISITION AND NEW CONSTRUCTION	188	14955 Dale Evans Pkwy , Apple Valley CA, 92307	Canceled	07/06/10	0	0	04/16/08	\$0.00	\$0.00	0.00%
Rental	ACQUISITION AND NEW CONSTRUCTION	229	14955 Dale Evans Pkwy , Apple Valley CA, 92307	Canceled	07/06/10	0	0	04/17/08	\$0.00	\$0.00	0.00%
Rental	ACQUISITION AND NEW CONSTRUCTION	259	14955 Dale Evans Pkwy , Apple Valley CA, 92307	Canceled	09/29/10	0	0	11/04/08	\$0.00	\$0.00	0.00%
Rental	ACQUISITION AND NEW CONSTRUCTION	264	715 E Brier Dr , San Bernardino CA, 92408	Canceled	07/06/10	0	0	12/09/08	\$0.00	\$0.00	0.00%
Rental	ACQUISITION AND NEW CONSTRUCTION	650	Navajo and Sioux Rd , Apple Valley CA, 92308	Open	06/29/16	50	50	06/29/16	\$200,000.00	\$0.00	0.00%
Homebuyer	NEW CONSTRUCTION	429	hwy 18 and kiowa , Apple Valley CA, 92307	Canceled	05/08/13	0	0	04/25/12	\$0.00	\$0.00	0.00%
Homebuyer	ACQUISITION ONLY	125	15810 Arbolada Ln , Victorville CA, 92394	Completed	06/30/05	1	1	05/02/05	\$9,008.00	\$9,008.00	100.00%
Homebuyer	ACQUISITION ONLY	126	15069 Odell Ln , Victorville CA, 92394	Completed	06/30/05	1	1	05/02/05	\$40,000.00	\$40,000.00	100.00%
Homebuyer	ACQUISITION ONLY	127	13561 El Rio Rd , Victorville CA, 92392	Completed	06/30/05	1	1	05/02/05	\$36,000.00	\$36,000.00	100.00%
Homebuyer	ACQUISITION ONLY	129	15680 Don Roberto Rd , Victorville CA, 92394	Completed	06/21/06	1	1	05/09/05	\$45,000.00	\$45,000.00	100.00%
Homebuyer	ACQUISITION ONLY	161	16248 La Cubre Dr , Victorville CA, 92395	Completed	05/10/06	1	1	04/20/06	\$37,811.00	\$37,811.00	100.00%
Homebuyer	ACQUISITION ONLY	163	14955 Dale Evans Pkwy , Apple Valley CA, 92307	Completed	03/10/08	1	1	04/24/06	\$10,798.00	\$10,798.00	100.00%
Homebuyer	ACQUISITION ONLY	166	ECONOMIC DEVELOPMENT DEPARTMENT , VICTORVILLE CA, 92393	Completed	04/14/09	9	9	04/24/06	\$202,080.00	\$202,080.00	100.00%
Homebuyer	ACQUISITION ONLY	168	21816 Ramona Ave , Apple Valley CA, 92307	Completed	03/10/08	1	1	04/24/06	\$33,231.00	\$33,231.00	100.00%
Homebuyer	ACQUISITION ONLY	189	21220 Truchas Rd , Apple Valley CA, 92308	Completed	03/05/08	1	1	09/24/07	\$47,102.00	\$47,102.00	100.00%
Homebuyer	ACQUISITION ONLY	190	11022 Pawnee Rd , Apple Valley CA, 92308	Completed	03/05/08	1	1	09/24/07	\$65,000.00	\$65,000.00	100.00%
Homebuyer	ACQUISITION ONLY	191	22646 Ottawa Rd , Apple Valley CA, 92308	Completed	03/06/08	1	1	09/24/07	\$62,100.00	\$62,100.00	100.00%



U.S. Department of Housing and Urban Development  
 Office of Community Planning and Development  
 Integrated Disbursement and Information System  
 Status of HOME Activities - Entitlement  
 APPLE VALLEY CONSORTIUM, CA

DATE: 09-27-19  
 TIME: 11:24  
 PAGE: 2

IDIS - PR22

Tenure Type	Activity Type	IDIS Activity	Activity Address	Activity Status	Status Date	Total Units	Home Units	Initial Funding Date	Committed Amount	Drawn Amount	PCT
Homebuyer	ACQUISITION ONLY	192	22365 Pahute Rd , Apple Valley CA, 92308	Completed	03/05/08	1	1	09/24/07	\$65,000.00	\$65,000.00	100.00%
Homebuyer	ACQUISITION ONLY	193	22820 Eyota Rd , Apple Valley CA, 92308	Completed	03/10/08	1	1	09/24/07	\$44,202.00	\$44,202.00	100.00%
Homebuyer	ACQUISITION ONLY	194	21866 Standing Rock Ave , Apple Valley CA, 92307	Completed	06/30/08	1	1	09/24/07	\$55,000.00	\$55,000.00	100.00%
Homebuyer	ACQUISITION ONLY	195	13146 Mohawk Rd , Apple Valley CA, 92308	Completed	03/10/08	1	1	09/24/07	\$55,000.00	\$55,000.00	100.00%
Homebuyer	ACQUISITION ONLY	196	15651 Wichita Rd , Apple Valley CA, 92307	Completed	03/10/08	1	1	09/24/07	\$55,000.00	\$55,000.00	100.00%
Homebuyer	ACQUISITION ONLY	197	22437 Isatis Ave , Apple Valley CA, 92307	Completed	03/10/08	1	1	09/24/07	\$35,000.00	\$35,000.00	100.00%
Homebuyer	ACQUISITION ONLY	225	21866 Standing Rock Ave , Apple Valley CA, 92307	Canceled	04/03/08	1	1	03/10/08	\$0.00	\$0.00	0.00%
Homebuyer	ACQUISITION ONLY	227	21935 Klickitat Ave , Apple Valley CA, 92307	Completed	07/15/08	1	1	03/10/08	\$2,219.45	\$2,219.45	100.00%
Homebuyer	ACQUISITION ONLY	234	14955 Dale Evans Pkwy , Apple Valley CA, 92307	Completed	09/14/10	4	4	04/07/08	\$201,875.60	\$201,875.60	100.00%
Homebuyer	ACQUISITION ONLY	239	12620 Iroquois Rd , Apple Valley CA, 92308	Completed	02/05/09	1	1	04/21/08	\$9,903.00	\$9,903.00	100.00%
Homebuyer	ACQUISITION ONLY	241	14343 Civic Dr , Victorville CA, 92392	Completed	04/14/09	8	8	09/02/08	\$216,132.76	\$216,132.76	100.00%
Homebuyer	ACQUISITION ONLY	243	14955 Dale Evans Pkwy , Apple Valley CA, 92307	Completed	07/15/08	2	2	05/29/08	\$40,000.00	\$40,000.00	100.00%
Homebuyer	ACQUISITION ONLY	263	14955 Dale Evans Pkwy , Apple Valley CA, 92307	Completed	06/15/09	3	3	10/01/08	\$60,000.00	\$60,000.00	100.00%
Homebuyer	ACQUISITION ONLY	265	14955 Dale Evans Pkwy , Apple Valley CA, 92307	Canceled	01/06/11	0	0	02/05/09	\$0.00	\$0.00	0.00%
Homebuyer	ACQUISITION ONLY	270	14343 Civic Dr , Victorville CA, 92392	Canceled	09/22/09	0	0	09/21/09	\$0.00	\$0.00	0.00%
Homebuyer	ACQUISITION ONLY	325	13221 Petaluma Rd , Victorville CA, 92392	Completed	08/26/10	1	1	07/21/10	\$20,000.00	\$20,000.00	100.00%
Homebuyer	ACQUISITION ONLY	326	16187 Orick Ave , Victorville CA, 92394	Completed	08/26/10	1	1	07/21/10	\$20,000.00	\$20,000.00	100.00%
Homebuyer	ACQUISITION ONLY	327	14955 Dale Evans Pkwy , Apple Valley CA, 92307	Canceled	09/29/10	0	0	08/04/10	\$0.00	\$0.00	0.00%
Homebuyer	ACQUISITION ONLY	328	14955 Dale Evans Pkwy , Apple Valley CA, 92307	Canceled	09/29/10	0	0	08/04/10	\$0.00	\$0.00	0.00%
Homebuyer	ACQUISITION ONLY	329	14955 Dale Evans Pkwy , Apple Valley CA, 92307	Canceled	09/29/10	0	0	08/04/10	\$0.00	\$0.00	0.00%
Homebuyer	ACQUISITION ONLY	341	14197 Burning Tree Dr , Victorville CA, 92395	Completed	01/19/11	1	1	10/21/10	\$4,236.46	\$4,236.46	100.00%



U.S. Department of Housing and Urban Development  
 Office of Community Planning and Development  
 Integrated Disbursement and Information System  
 Status of HOME Activities - Entitlement  
 APPLE VALLEY CONSORTIUM, CA

DATE: 09-27-19  
 TIME: 11:24  
 PAGE: 3

IDIS - PR22

Tenure Type	Activity Type	IDIS Activity	Activity Address	Activity Status	Status Date	Total Units	Home Units	Initial Funding Date	Committed Amount	Drawn Amount	PCT
Homebuyer	ACQUISITION ONLY	342	13574 Carrera Pl , Victorville CA, 92392	Completed	01/19/11	1	1	10/21/10	\$7,553.30	\$7,553.30	100.00%
Homebuyer	ACQUISITION ONLY	343	14470 El Grande Way , Victorville CA, 92394	Completed	01/19/11	1	1	10/21/10	\$5,370.09	\$5,370.09	100.00%
Homebuyer	ACQUISITION ONLY	353	14639 Corey Way , Victorville CA, 92394	Completed	08/03/11	1	1	06/17/11	\$15,699.00	\$15,699.00	100.00%
Homebuyer	ACQUISITION ONLY	354	16390 Sholic St , Victorville CA, 92395	Completed	08/03/11	1	1	06/17/11	\$15,348.00	\$15,348.00	100.00%
Homebuyer	ACQUISITION ONLY	355	16867 Hidden Creek Dr , Victorville CA, 92395	Completed	08/03/11	1	1	06/17/11	\$5,341.43	\$5,341.43	100.00%
Homebuyer	ACQUISITION ONLY	356	15251 San Jose Dr , Victorville CA, 92394	Completed	08/03/11	1	1	06/17/11	\$7,340.72	\$7,340.72	100.00%
Homebuyer	ACQUISITION ONLY	385	14639 Corey Way , Victorville CA, 92394	Completed	08/10/11	1	1	06/17/11	\$4,001.00	\$4,001.00	100.00%
Homebuyer	ACQUISITION ONLY	492	14108 Kiowa Rd #102 , Apple Valley CA, 92307	Completed	06/27/13	1	1	06/20/13	\$4,875.00	\$4,875.00	100.00%
Homebuyer	ACQUISITION ONLY	502	14171 Jicarilla Rd #305 , Apple Valley CA, 92307	Completed	07/29/13	1	1	07/16/13	\$13,075.00	\$13,075.00	100.00%
Homebuyer	ACQUISITION ONLY	549	14176 Kiowa Rd #504 , Apple Valley CA, 92307	Completed	05/16/14	1	1	04/29/14	\$2,875.00	\$2,875.00	100.00%
Homebuyer	ACQUISITION ONLY	550	14108 Wimbleton Dr , Victorville CA, 92395	Completed	05/30/14	1	1	05/20/14	\$3,806.45	\$3,806.45	100.00%
Homebuyer	ACQUISITION ONLY	551	14327 Gray Fox Ln , Victorville CA, 92394	Completed	05/30/14	1	1	05/20/14	\$4,181.35	\$4,181.35	100.00%
Homebuyer	ACQUISITION ONLY	632	15809 Sandalwood Ln , Victorville CA, 92395	Completed	08/17/15	1	1	08/03/15	\$24,900.00	\$24,900.00	100.00%
Homebuyer	ACQUISITION AND REHABILITATION	271	14343 Civic Dr , Victorville CA, 92392	Canceled	09/22/09	0	0	09/21/09	\$0.00	\$0.00	0.00%
Homebuyer	ACQUISITION AND REHABILITATION	386	13605 Ironstone Cir , Victorville CA, 92392	Completed	09/10/15	1	1	06/17/11	\$88,241.09	\$88,241.09	100.00%
Homebuyer	ACQUISITION AND REHABILITATION	543	13199 Andrea Dr , Victorville CA, 92392	Completed	01/04/16	1	1	12/02/13	\$195,645.03	\$195,645.03	100.00%
Homebuyer	ACQUISITION AND REHABILITATION	626	20682 Crazy Horse Ct , Apple Valley CA, 92308	Completed	04/03/18	1	1	07/16/15	\$95,943.00	\$95,943.00	100.00%
Homebuyer	ACQUISITION AND REHABILITATION	732	13605 Ironstone Cir , Victorville CA, 92392	Completed	06/27/17	1	1	05/31/17	\$2,029.14	\$2,029.14	100.00%
Homebuyer	ACQUISITION AND NEW CONSTRUCTION	187	14105 Kiowa Rd , Apple Valley CA, 92307	Canceled	06/24/10	0	0	04/16/08	\$0.00	\$0.00	0.00%





U.S. Department of Housing and Urban Development  
 Office of Community Planning and Development  
 Integrated Disbursement and Information System  
 Status of HOME Activities - Entitlement  
 APPLE VALLEY CONSORTIUM, CA

DATE: 09-27-19  
 TIME: 11:24  
 PAGE: 4

IDIS - PR22

Tenure Type	Activity Type	IDIS Activity	Activity Address	Activity Status	Status Date	Total Units	Home Units	Initial Funding Date	Committed Amount	Drawn Amount	PCT
Homebuyer	ACQUISITION AND NEW CONSTRUCTION	324	14170 Kiowa Rd , Apple Valley CA, 92307	Completed	05/20/14	34	9	06/24/10	\$582,964.15	\$582,964.15	100.00%
Homebuyer	ACQUISITION AND NEW CONSTRUCTION	336	14100 Kiowa Rd , Apple Valley CA, 92307	Canceled	08/23/11	0	0	09/29/10	\$0.00	\$0.00	0.00%
Homebuyer	ACQUISITION AND NEW CONSTRUCTION	337	14100 Kiowa Rd , Apple Valley CA, 92307	Canceled	08/23/11	0	0	09/29/10	\$0.00	\$0.00	0.00%
Homebuyer	ACQUISITION AND NEW CONSTRUCTION	338	14100 Kiowa Rd , Apple Valley CA, 92307	Canceled	12/05/11	0	0	09/29/10	\$0.00	\$0.00	0.00%
Homebuyer	ACQUISITION AND NEW CONSTRUCTION	339	14100 Kiowa Rd , Apple Valley CA, 92307	Canceled	08/23/11	0	0	09/29/10	\$0.00	\$0.00	0.00%
Homebuyer	ACQUISITION AND NEW CONSTRUCTION	340	14100 Kiowa Rd , Apple Valley CA, 92307	Canceled	02/23/11	0	0	09/29/10	\$0.00	\$0.00	0.00%
Homeowner Rehab	REHABILITATION	128	15252 Seneca Rd Spc 121 , Victorville CA, 92392	Completed	11/15/05	1	1	05/09/05	\$4,789.70	\$4,789.70	100.00%
Homeowner Rehab	REHABILITATION	134	13732 Rodeo Dr , Victorville CA, 92395	Completed	05/10/06	1	1	11/15/05	\$10,644.94	\$10,644.94	100.00%
Homeowner Rehab	REHABILITATION	135	16680 Forrest Ave , Victorville CA, 92395	Completed	12/28/05	1	1	11/15/05	\$6,540.00	\$6,540.00	100.00%
Homeowner Rehab	REHABILITATION	136	16465 Green Tree Blvd Apt 9 , Victorville CA, 92395	Completed	05/10/06	1	1	11/15/05	\$4,950.00	\$4,950.00	100.00%
Homeowner Rehab	REHABILITATION	137	12595 Valewood Dr , Victorville CA, 92392	Completed	05/10/06	1	1	11/15/05	\$7,010.76	\$7,010.76	100.00%
Homeowner Rehab	REHABILITATION	138	15281 Jeraldo Dr , Victorville CA, 92394	Completed	12/28/05	1	1	11/15/05	\$5,846.00	\$5,846.00	100.00%
Homeowner Rehab	REHABILITATION	139	13701 Burning Tree Dr , Victorville CA, 92395	Completed	12/28/05	1	1	11/15/05	\$7,000.00	\$7,000.00	100.00%
Homeowner Rehab	REHABILITATION	140	13393 Mariposa Rd Spc 119 , Victorville CA, 92395	Completed	12/28/05	1	1	11/15/05	\$6,680.00	\$6,680.00	100.00%
Homeowner Rehab	REHABILITATION	141	14133 Americana St , Victorville CA, 92392	Completed	12/28/05	1	1	11/15/05	\$7,188.90	\$7,188.90	100.00%
Homeowner Rehab	REHABILITATION	142	15251 Village Dr Spc 45 , Victorville CA, 92394	Completed	12/28/05	1	1	11/15/05	\$7,000.00	\$7,000.00	100.00%
Homeowner Rehab	REHABILITATION	143	13393 Mariposa Rd Spc 62 , Victorville CA, 92395	Completed	05/10/06	1	1	11/15/05	\$4,362.00	\$4,362.00	100.00%
Homeowner Rehab	REHABILITATION	144	15806 Joshua St , Victorville CA, 92394	Completed	05/10/06	1	1	11/15/05	\$6,380.00	\$6,380.00	100.00%
Homeowner Rehab	REHABILITATION	145	13393 Mariposa Rd Spc 108 , Victorville CA, 92395	Completed	05/10/06	1	1	11/15/05	\$7,140.00	\$7,140.00	100.00%



U.S. Department of Housing and Urban Development  
 Office of Community Planning and Development  
 Integrated Disbursement and Information System  
 Status of HOME Activities - Entitlement  
 APPLE VALLEY CONSORTIUM, CA

DATE: 09-27-19  
 TIME: 11:24  
 PAGE: 5

IDIS - PR22

Tenure Type	Activity Type	IDIS Activity	Activity Address	Activity Status	Status Date	Total Units	Home Units	Initial Funding Date	Committed Amount	Drawn Amount	PCT
Homeowner Rehab	REHABILITATION	146	15940 Stoddard Wells Rd Spc 38 , Victorville CA, 92395	Completed	05/10/06	1	1	11/15/05	\$7,515.57	\$7,515.57	100.00%
Homeowner Rehab	REHABILITATION	147	13393 Mariposa Rd Spc 239 , Victorville CA, 92395	Completed	05/10/06	1	1	11/15/05	\$6,952.13	\$6,952.13	100.00%
Homeowner Rehab	REHABILITATION	164	22636 Sitting Bull Rd , Apple Valley CA, 92308	Completed	06/08/07	1	1	04/24/06	\$18,689.00	\$18,689.00	100.00%
Homeowner Rehab	REHABILITATION	167	CITY OF VICTORVILLE - FINANCE DEPT. , VICTORVILLE CA, 92393	Completed	09/04/08	13	13	04/24/06	\$65,598.19	\$65,598.19	100.00%
Homeowner Rehab	REHABILITATION	169	TOWN OF APPLE VALLEY , APPLE VALLEY CA, 92307	Canceled	03/05/08	6	6	04/24/06	\$0.00	\$0.00	0.00%
Homeowner Rehab	REHABILITATION	232	ANY ADDRESS , VICTORVILLE CA, 92392	Completed	06/30/09	27	27	04/03/08	\$268,376.00	\$268,376.00	100.00%
Homeowner Rehab	REHABILITATION	236	14343 Civic Dr , Victorville CA, 92392	Completed	09/04/08	12	12	04/08/08	\$30,562.24	\$30,562.24	100.00%
Homeowner Rehab	REHABILITATION	240	14955 Dale Evans Pkwy , Apple Valley CA, 92307	Completed	02/01/10	13	13	04/21/08	\$198,240.00	\$198,240.00	100.00%
Homeowner Rehab	REHABILITATION	261	14955 Dale Evans Pkwy , Apple Valley CA, 92307	Completed	08/26/10	21	21	10/01/08	\$201,667.00	\$201,667.00	100.00%
Homeowner Rehab	REHABILITATION	262	14955 Dale Evans Pkwy , Apple Valley CA, 92307	Canceled	01/06/11	0	0	10/01/08	\$0.00	\$0.00	0.00%
Homeowner Rehab	REHABILITATION	268	14343 Civic Dr , Victorville CA, 92392	Canceled	09/22/09	0	0	09/21/09	\$0.00	\$0.00	0.00%
Homeowner Rehab	REHABILITATION	269	14343 Civic Dr , Victorville CA, 92392	Canceled	09/22/09	0	0	09/21/09	\$0.00	\$0.00	0.00%
Homeowner Rehab	REHABILITATION	273	14955 Dale Evans Pkwy , Apple Valley CA, 92307	Canceled	09/22/09	0	0	09/21/09	\$0.00	\$0.00	0.00%
Homeowner Rehab	REHABILITATION	303	20318 Sitting Bull Rd , Apple Valley CA, 92308	Completed	07/06/10	1	1	06/02/10	\$14,076.08	\$14,076.08	100.00%
Homeowner Rehab	REHABILITATION	330	14435 Iroquois Rd , Apple Valley CA, 92307	Completed	01/19/11	1	1	08/19/10	\$12,058.54	\$12,058.54	100.00%
Homeowner Rehab	REHABILITATION	333	19931 Rimrock Rd , Apple Valley CA, 92307	Completed	08/26/10	1	1	08/19/10	\$9,847.58	\$9,847.58	100.00%
Homeowner Rehab	REHABILITATION	334	18579 Cocqui Rd , Apple Valley CA, 92307	Completed	01/19/11	1	1	09/15/10	\$22,394.16	\$22,394.16	100.00%
Homeowner Rehab	REHABILITATION	335	21855 Carlisle Rd , Apple Valley CA, 92307	Completed	01/19/11	1	1	09/15/10	\$19,923.41	\$19,923.41	100.00%
Homeowner Rehab	REHABILITATION	346	15550 Erie Rd , Apple Valley CA, 92307	Completed	07/06/11	1	1	01/19/11	\$18,745.54	\$18,745.54	100.00%
Homeowner Rehab	REHABILITATION	351	21164 Rancherias Rd , Apple Valley CA, 92307	Completed	07/06/11	1	1	04/13/11	\$21,715.42	\$21,715.42	100.00%
Homeowner Rehab	REHABILITATION	352	21308 Pahute Rd , Apple Valley CA, 92308	Completed	07/06/11	1	1	05/03/11	\$22,148.46	\$22,148.46	100.00%
Homeowner Rehab	REHABILITATION	358	13252 Berkeley Ln , Victorville CA, 92392	Canceled	07/10/12	1	1	06/17/11	\$0.00	\$0.00	0.00%
Homeowner Rehab	REHABILITATION	359	12518 Townhill Ct , Victorville CA, 92392	Canceled	07/10/12	0	0	06/17/11	\$0.00	\$0.00	0.00%



U.S. Department of Housing and Urban Development  
 Office of Community Planning and Development  
 Integrated Disbursement and Information System  
 Status of HOME Activities - Entitlement  
 APPLE VALLEY CONSORTIUM, CA

DATE: 09-27-19  
 TIME: 11:24  
 PAGE: 6

IDIS - PR22

Tenure Type	Activity Type	IDIS Activity	Activity Address	Activity Status	Status Date	Total Units	Home Units	Initial Funding Date	Committed Amount	Drawn Amount	PCT
Homeowner Rehab	REHABILITATION	360	12252 Galaxy St , Victorville CA, 92392	Canceled	07/10/12	1	1	06/17/11	\$0.00	\$0.00	0.00%
Homeowner Rehab	REHABILITATION	361	13777 Burning Tree Dr , Victorville CA, 92395	Canceled	06/23/11	0	0	06/17/11	\$0.00	\$0.00	0.00%
Homeowner Rehab	REHABILITATION	362	14741 Carter Rd , Victorville CA, 92394	Completed	08/08/11	1	1	06/17/11	\$8,856.00	\$8,856.00	100.00%
Homeowner Rehab	REHABILITATION	363	15940 Stoddard Wells Rd Spc 47 , Victorville CA, 92395	Completed	08/08/11	1	1	06/17/11	\$12,075.00	\$12,075.00	100.00%
Homeowner Rehab	REHABILITATION	364	14032 Victoria Dr , Victorville CA, 92395	Completed	08/08/11	1	1	06/17/11	\$10,243.00	\$10,243.00	100.00%
Homeowner Rehab	REHABILITATION	365	15940 Stoddard Wells Rd Spc 134 , Victorville CA, 92395	Completed	08/08/11	1	1	06/17/11	\$10,235.00	\$10,235.00	100.00%
Homeowner Rehab	REHABILITATION	366	15508 Pamela Ln , Victorville CA, 92394	Completed	08/08/11	1	1	06/17/11	\$11,425.00	\$11,425.00	100.00%
Homeowner Rehab	REHABILITATION	367	12749 Triple Tree Ter , Victorville CA, 92392	Completed	08/23/11	1	1	06/17/11	\$11,054.00	\$11,054.00	100.00%
Homeowner Rehab	REHABILITATION	368	15940 Stoddard Wells Rd Spc 54 , Victorville CA, 92395	Completed	08/08/11	1	1	06/17/11	\$10,358.00	\$10,358.00	100.00%
Homeowner Rehab	REHABILITATION	369	15940 Stoddard Wells Rd Spc 133 , Victorville CA, 92395	Completed	08/08/11	1	1	06/17/11	\$9,070.00	\$9,070.00	100.00%
Homeowner Rehab	REHABILITATION	370	15940 Stoddard Wells Rd Spc 85 , Victorville CA, 92395	Completed	08/08/11	1	1	06/17/11	\$4,444.13	\$4,444.13	100.00%
Homeowner Rehab	REHABILITATION	371	14000 El Evado Rd Spc 85 , Victorville CA, 92392	Completed	08/08/11	1	1	06/17/11	\$9,158.00	\$9,158.00	100.00%
Homeowner Rehab	REHABILITATION	372	13393 Mariposa Rd Spc 146 , Victorville CA, 92395	Completed	08/08/11	1	1	06/17/11	\$10,475.00	\$10,475.00	100.00%
Homeowner Rehab	REHABILITATION	373	13393 Mariposa Rd Spc 32 , Victorville CA, 92395	Completed	08/08/11	1	1	06/17/11	\$10,500.00	\$10,500.00	100.00%
Homeowner Rehab	REHABILITATION	374	15252 Seneca Rd Spc 167 , Victorville CA, 92392	Completed	08/08/11	1	1	06/17/11	\$12,775.00	\$12,775.00	100.00%
Homeowner Rehab	REHABILITATION	375	13393 Mariposa Rd Spc 240 , Victorville CA, 92395	Completed	08/08/11	1	1	06/17/11	\$5,827.44	\$5,827.44	100.00%
Homeowner Rehab	REHABILITATION	376	14000 El Evado Rd Spc 82 , Victorville CA, 92392	Completed	08/08/11	1	1	06/17/11	\$10,380.00	\$10,380.00	100.00%
Homeowner Rehab	REHABILITATION	377	15940 Stoddard Wells Rd Spc 70 , Victorville CA, 92395	Completed	08/08/11	1	1	06/17/11	\$11,004.00	\$11,004.00	100.00%
Homeowner Rehab	REHABILITATION	378	16772 Tracy St , Victorville CA, 92395	Completed	08/08/11	1	1	06/17/11	\$10,000.00	\$10,000.00	100.00%
Homeowner Rehab	REHABILITATION	379	16473 Wimbleton Dr , Victorville CA, 92395	Completed	08/08/11	1	1	06/17/11	\$12,485.00	\$12,485.00	100.00%
Homeowner Rehab	REHABILITATION	380	16321 Trinidad Dr , Victorville CA, 92395	Completed	08/08/11	1	1	06/17/11	\$11,625.00	\$11,625.00	100.00%
Homeowner Rehab	REHABILITATION	381	12258 Merrod Way , Victorville CA, 92395	Completed	08/08/11	1	1	06/17/11	\$9,955.00	\$9,955.00	100.00%



U.S. Department of Housing and Urban Development  
 Office of Community Planning and Development  
 Integrated Disbursement and Information System  
 Status of HOME Activities - Entitlement  
 APPLE VALLEY CONSORTIUM, CA

DATE: 09-27-19  
 TIME: 11:24  
 PAGE: 7

IDIS - PR22

Tenure Type	Activity Type	IDIS Activity	Activity Address	Activity Status	Status Date	Total Units	Home Units	Initial Funding Date	Committed Amount	Drawn Amount	PCT
Homeowner Rehab	REHABILITATION	382	15940 Stoddard Wells Rd Spc 39 , Victorville CA, 92395	Completed	08/08/11	1	1	06/17/11	\$12,090.00	\$12,090.00	100.00%
Homeowner Rehab	REHABILITATION	383	14204 Arrowhead Dr , Victorville CA, 92395	Completed	08/08/11	1	1	06/17/11	\$10,000.00	\$10,000.00	100.00%
Homeowner Rehab	REHABILITATION	384	12474 7th Ave , Victorville CA, 92395	Completed	08/08/11	1	1	06/17/11	\$6,727.43	\$6,727.43	100.00%
Homeowner Rehab	REHABILITATION	387	13145 Topock Rd , Apple Valley CA, 92308	Completed	07/19/11	1	1	06/17/11	\$21,810.42	\$21,810.42	100.00%
Homeowner Rehab	REHABILITATION	388	11871 Mohawk Rd , Apple Valley CA, 92308	Completed	07/19/11	1	1	06/17/11	\$16,914.92	\$16,914.92	100.00%
Homeowner Rehab	REHABILITATION	389	19176 Palo Verde Dr , Apple Valley CA, 92308	Completed	07/19/11	1	1	06/17/11	\$21,918.96	\$21,918.96	100.00%
Homeowner Rehab	REHABILITATION	390	16410 Tao Rd , Apple Valley CA, 92307	Completed	07/19/11	1	1	06/17/11	\$21,445.96	\$21,445.96	100.00%
Homeowner Rehab	REHABILITATION	391	21955 Otoe Rd , Apple Valley CA, 92307	Completed	10/18/11	1	1	06/17/11	\$21,244.59	\$21,244.59	100.00%
Homeowner Rehab	REHABILITATION	392	15090 Pocahantas St , Apple Valley CA, 92307	Completed	08/01/11	1	1	06/17/11	\$22,348.96	\$22,348.96	100.00%
Homeowner Rehab	REHABILITATION	393	21940 Carlisle Rd , Apple Valley CA, 92307	Completed	07/26/12	1	1	06/17/11	\$23,740.84	\$23,740.84	100.00%
Homeowner Rehab	REHABILITATION	394	22481 Gold Bar Ct , Apple Valley CA, 92307	Canceled	12/05/11	0	0	06/17/11	\$0.00	\$0.00	0.00%
Homeowner Rehab	REHABILITATION	417	22481 Gold Bar Ct , Apple Valley CA, 92307	Completed	12/13/11	1	1	12/05/11	\$11,671.96	\$11,671.96	100.00%
Homeowner Rehab	REHABILITATION	421	13640 Lakota Rd , Apple Valley CA, 92308	Completed	01/27/12	1	1	01/18/12	\$21,853.96	\$21,853.96	100.00%
Homeowner Rehab	REHABILITATION	423	13099 Algonquin Rd , Apple Valley CA, 92308	Completed	05/30/12	1	1	01/31/12	\$21,442.96	\$21,442.96	100.00%
Homeowner Rehab	REHABILITATION	424	21235 Neola Rd , Apple Valley CA, 92308	Completed	05/30/12	1	1	04/11/12	\$22,291.46	\$22,291.46	100.00%
Homeowner Rehab	REHABILITATION	425	21850 Arapahoe Ave , Apple Valley CA, 92307	Completed	04/19/12	1	1	04/12/12	\$20,962.00	\$20,962.00	100.00%
Homeowner Rehab	REHABILITATION	426	22577 Lucilla Rd , Apple Valley CA, 92308	Completed	08/06/12	1	1	04/19/12	\$24,742.31	\$24,742.31	100.00%
Homeowner Rehab	REHABILITATION	427	12696 Kiowa Rd , Apple Valley CA, 92308	Canceled	05/08/13	1	1	04/19/12	\$0.00	\$0.00	0.00%
Homeowner Rehab	REHABILITATION	431	16092 Mandan Rd , Apple Valley CA, 92307	Canceled	05/08/13	1	1	04/25/12	\$0.00	\$0.00	0.00%
Homeowner Rehab	REHABILITATION	432	11811 Savage Ln , Apple Valley CA, 92308	Canceled	08/08/12	1	1	04/26/12	\$0.00	\$0.00	0.00%
Homeowner Rehab	REHABILITATION	433	15940 Stoddard Wells Rd Spc 49 , Victorville CA, 92395	Completed	11/27/12	1	1	05/03/12	\$9,800.00	\$9,800.00	100.00%
Homeowner Rehab	REHABILITATION	434	16206 Del Norte Dr , Victorville CA, 92395	Completed	11/27/12	1	1	05/03/12	\$10,950.00	\$10,950.00	100.00%



U.S. Department of Housing and Urban Development  
 Office of Community Planning and Development  
 Integrated Disbursement and Information System  
 Status of HOME Activities - Entitlement  
 APPLE VALLEY CONSORTIUM, CA

DATE: 09-27-19  
 TIME: 11:24  
 PAGE: 8

IDIS - PR22

Tenure Type	Activity Type	IDIS Activity	Activity Address	Activity Status	Status Date	Total Units	Home Units	Initial Funding Date	Committed Amount	Drawn Amount	PCT
Homeowner Rehab	REHABILITATION	435	12818 Desert Creek Cir , Victorville CA, 92395	Completed	11/27/12	1	1	05/03/12	\$7,530.00	\$7,530.00	100.00%
Homeowner Rehab	REHABILITATION	436	14363 Chamberlain Dr , Victorville CA, 92394	Completed	11/27/12	1	1	05/03/12	\$9,643.00	\$9,643.00	100.00%
Homeowner Rehab	REHABILITATION	437	15940 Stoddard Wells Rd Spc 14 , Victorville CA, 92395	Completed	11/27/12	1	1	05/03/12	\$10,440.00	\$10,440.00	100.00%
Homeowner Rehab	REHABILITATION	438	12474 7th Ave , Victorville CA, 92395	Completed	11/27/12	1	1	05/03/12	\$2,412.57	\$2,412.57	100.00%
Homeowner Rehab	REHABILITATION	439	11319 Newland Ct , Victorville CA, 92392	Completed	11/27/12	1	1	05/03/12	\$10,000.00	\$10,000.00	100.00%
Homeowner Rehab	REHABILITATION	440	15940 Stoddard Wells Rd Spc 42 , Victorville CA, 92395	Completed	11/27/12	1	1	05/03/12	\$10,000.00	\$10,000.00	100.00%
Homeowner Rehab	REHABILITATION	442	13393 Mariposa Rd Spc 8 , Victorville CA, 92395	Completed	11/27/12	1	1	05/03/12	\$9,975.00	\$9,975.00	100.00%
Homeowner Rehab	REHABILITATION	443	14620 Corral St , Victorville CA, 92394	Completed	11/27/12	1	1	05/03/12	\$9,195.00	\$9,195.00	100.00%
Homeowner Rehab	REHABILITATION	444	13393 Mariposa Rd Spc 186 , Victorville CA, 92395	Completed	11/27/12	1	1	05/03/12	\$9,510.00	\$9,510.00	100.00%
Homeowner Rehab	REHABILITATION	445	13393 Mariposa Rd Spc 279 , Victorville CA, 92395	Completed	11/27/12	1	1	05/03/12	\$11,440.00	\$11,440.00	100.00%
Homeowner Rehab	REHABILITATION	446	15252 Seneca Rd Spc 133 , Victorville CA, 92392	Completed	11/27/12	1	1	05/03/12	\$9,917.00	\$9,917.00	100.00%
Homeowner Rehab	REHABILITATION	447	13393 Mariposa Rd Spc 287 , Victorville CA, 92395	Completed	11/27/12	1	1	05/03/12	\$9,954.00	\$9,954.00	100.00%
Homeowner Rehab	REHABILITATION	448	16278 Wimbleton Dr , Victorville CA, 92395	Completed	11/27/12	1	1	05/03/12	\$10,135.00	\$10,135.00	100.00%
Homeowner Rehab	REHABILITATION	449	15252 Seneca Rd Spc 220 , Victorville CA, 92392	Completed	11/27/12	1	1	05/03/12	\$12,680.00	\$12,680.00	100.00%
Homeowner Rehab	REHABILITATION	450	14155 Cortez Dr , Victorville CA, 92392	Completed	11/27/12	1	1	05/03/12	\$5,750.00	\$5,750.00	100.00%
Homeowner Rehab	REHABILITATION	451	16309 Trinidad Dr , Victorville CA, 92395	Completed	11/27/12	1	1	05/03/12	\$10,199.43	\$10,199.43	100.00%
Homeowner Rehab	REHABILITATION	452	15940 Stoddard Wells Rd Spc 81 , Victorville CA, 92395	Completed	11/27/12	1	1	05/03/12	\$10,279.00	\$10,279.00	100.00%
Homeowner Rehab	REHABILITATION	453	13751 Rockford Dr , Victorville CA, 92395	Completed	11/27/12	1	1	05/03/12	\$10,190.00	\$10,190.00	100.00%
Homeowner Rehab	REHABILITATION	454	13393 Mariposa Rd Spc 104 , Victorville CA, 92395	Completed	11/27/12	1	1	05/03/12	\$10,000.00	\$10,000.00	100.00%
Homeowner Rehab	REHABILITATION	455	13152 Hollyberry Rd , Victorville CA, 92392	Completed	02/19/13	1	1	06/25/12	\$23,399.11	\$23,399.11	100.00%
Homeowner Rehab	REHABILITATION	473	11811 Savage Ln , Apple Valley CA, 92308	Completed	08/08/12	1	1	08/06/12	\$24,509.34	\$24,509.34	100.00%
Homeowner Rehab	REHABILITATION	475	13152 Hollyberry Rd , Victorville CA, 92392	Canceled	08/16/12	1	1	08/16/12	\$0.00	\$0.00	0.00%
Homeowner Rehab	REHABILITATION	479	16092 Mandan Rd , Apple Valley CA, 92307	Completed	11/28/12	1	1	11/20/12	\$24,593.62	\$24,593.62	100.00%



U.S. Department of Housing and Urban Development  
 Office of Community Planning and Development  
 Integrated Disbursement and Information System  
 Status of HOME Activities - Entitlement  
 APPLE VALLEY CONSORTIUM, CA

DATE: 09-27-19  
 TIME: 11:24  
 PAGE: 9

IDIS - PR22

Tenure Type	Activity Type	IDIS Activity	Activity Address	Activity Status	Status Date	Total Units	Home Units	Initial Funding Date	Committed Amount	Drawn Amount	PCT
Homeowner Rehab	REHABILITATION	481	20796 Sholic Rd , Apple Valley CA, 92308	Completed	12/13/12	1	1	12/12/12	\$22,566.60	\$22,566.60	100.00%
Homeowner Rehab	REHABILITATION	482	12696 Kiowa Rd , Apple Valley CA, 92308	Completed	05/07/13	1	1	12/18/12	\$24,137.78	\$24,137.78	100.00%
Homeowner Rehab	REHABILITATION	483	12340 Kenora Rd , Apple Valley CA, 92308	Completed	04/23/13	1	1	01/22/13	\$23,314.45	\$23,314.45	100.00%
Homeowner Rehab	REHABILITATION	484	21910 Cherokee Ave , Apple Valley CA, 92307	Completed	04/23/13	1	1	02/26/13	\$25,621.38	\$25,621.38	100.00%
Homeowner Rehab	REHABILITATION	486	15530 Dakota Rd , Apple Valley CA, 92307	Completed	05/20/13	1	1	03/26/13	\$24,015.49	\$24,015.49	100.00%
Homeowner Rehab	REHABILITATION	487	19453 Symeron Rd , Apple Valley CA, 92307	Completed	04/23/13	1	1	04/02/13	\$21,578.65	\$21,578.65	100.00%
Homeowner Rehab	REHABILITATION	489	20887 Otowi Rd , Apple Valley CA, 92308	Completed	04/23/13	1	1	04/15/13	\$25,802.90	\$25,802.90	100.00%
Homeowner Rehab	REHABILITATION	490	16810 Century Plant Rd , Apple Valley CA, 92307	Completed	07/02/13	1	1	04/17/13	\$22,726.40	\$22,726.40	100.00%
Homeowner Rehab	REHABILITATION	493	21152 Valencia St , Apple Valley CA, 92308	Completed	06/27/13	1	1	06/20/13	\$23,049.00	\$23,049.00	100.00%
Homeowner Rehab	REHABILITATION	494	14596 Apple Valley Rd , Apple Valley CA, 92307	Canceled	12/04/13	0	0	06/27/13	\$0.00	\$0.00	0.00%
Homeowner Rehab	REHABILITATION	495	19132 Tehachapi Rd , Apple Valley CA, 92307	Completed	02/20/15	1	1	06/27/13	\$23,918.28	\$23,918.28	100.00%
Homeowner Rehab	REHABILITATION	496	13054 Waco Rd , Apple Valley CA, 92308	Completed	05/30/14	1	1	06/27/13	\$12,856.77	\$12,856.77	100.00%
Homeowner Rehab	REHABILITATION	497	11061 Kiowa Rd , Apple Valley CA, 92308	Canceled	08/01/13	0	0	06/27/13	\$0.00	\$0.00	0.00%
Homeowner Rehab	REHABILITATION	498	21430 Nowata Rd , Apple Valley CA, 92308	Canceled	08/01/13	0	0	06/27/13	\$0.00	\$0.00	0.00%
Homeowner Rehab	REHABILITATION	500	15575 Apache Rd , Apple Valley CA, 92307	Completed	05/30/14	1	1	06/27/13	\$23,383.65	\$23,383.65	100.00%
Homeowner Rehab	REHABILITATION	501	20386 Eyota Rd , Apple Valley CA, 92308	Completed	08/07/15	1	1	06/27/13	\$23,578.51	\$23,578.51	100.00%
Homeowner Rehab	REHABILITATION	503	14429 Cactus Dr , Victorville CA, 92395	Completed	08/08/16	1	1	07/16/13	\$11,681.58	\$11,681.58	100.00%
Homeowner Rehab	REHABILITATION	504	15717 La Cubre Dr , Victorville CA, 92394	Completed	08/08/16	1	1	07/16/13	\$10,361.20	\$10,361.20	100.00%
Homeowner Rehab	REHABILITATION	505	14411 Palmdale Rd Spc 33 #33 , Victorville CA, 92392	Completed	05/30/14	1	1	07/16/13	\$10,825.00	\$10,825.00	100.00%
Homeowner Rehab	REHABILITATION	506	14000 El Evado Rd Spc 64 , Victorville CA, 92392	Canceled	05/19/14	1	1	07/16/13	\$0.00	\$0.00	0.00%
Homeowner Rehab	REHABILITATION	507	13930 Wagon Wheel Dr , Victorville CA, 92392	Completed	05/30/14	1	1	07/16/13	\$11,349.65	\$11,349.65	100.00%





U.S. Department of Housing and Urban Development  
 Office of Community Planning and Development  
 Integrated Disbursement and Information System  
 Status of HOME Activities - Entitlement  
 APPLE VALLEY CONSORTIUM, CA

DATE: 09-27-19  
 TIME: 11:24  
 PAGE: 10

IDIS - PR22

Tenure Type	Activity Type	IDIS Activity	Activity Address	Activity Status	Status Date	Total Units	Home Units	Initial Funding Date	Committed Amount	Drawn Amount	PCT
Homeowner Rehab	REHABILITATION	508	13250 Northstar Ave , Victorville CA, 92392	Canceled	05/19/14	1	1	07/16/13	\$0.00	\$0.00	0.00%
Homeowner Rehab	REHABILITATION	509	15940 Stoddard Wells Rd , Victorville CA, 92395	Completed	08/07/15	1	1	07/16/13	\$10,796.62	\$10,796.62	100.00%
Homeowner Rehab	REHABILITATION	510	15940 Stoddard Wells Rd , Victorville CA, 92395	Completed	05/30/14	1	1	07/16/13	\$11,241.67	\$11,241.67	100.00%
Homeowner Rehab	REHABILITATION	511	13874 Tam O Shanter Dr , Victorville CA, 92395	Canceled	05/19/14	1	1	07/16/13	\$0.00	\$0.00	0.00%
Homeowner Rehab	REHABILITATION	512	12475 Shamrock Ave , Victorville CA, 92395	Canceled	05/19/14	1	1	07/16/13	\$0.00	\$0.00	0.00%
Homeowner Rehab	REHABILITATION	513	15252 Seneca Rd , Victorville CA, 92392	Completed	08/07/15	1	1	07/16/13	\$14,269.74	\$14,269.74	100.00%
Homeowner Rehab	REHABILITATION	516	14000 El Evado Rd Spc 78 , Victorville CA, 92392	Completed	05/30/14	1	1	07/24/13	\$12,701.44	\$12,701.44	100.00%
Homeowner Rehab	REHABILITATION	517	16280 Del Norte Dr , Victorville CA, 92395	Completed	05/30/14	1	1	07/24/13	\$6,239.44	\$6,239.44	100.00%
Homeowner Rehab	REHABILITATION	518	15940 Stoddard Wells Rd Spc 88 , Victorville CA, 92395	Completed	05/30/14	1	1	07/24/13	\$11,338.40	\$11,338.40	100.00%
Homeowner Rehab	REHABILITATION	519	15252 Seneca Rd Spc 305 , Victorville CA, 92392	Completed	05/30/14	1	1	07/24/13	\$12,031.64	\$12,031.64	100.00%
Homeowner Rehab	REHABILITATION	520	14000 El Evado Rd Spc 80 , Victorville CA, 92392	Completed	05/30/14	1	1	07/24/13	\$9,545.70	\$9,545.70	100.00%
Homeowner Rehab	REHABILITATION	521	13393 Mariposa Rd Spc 56 , Victorville CA, 92395	Completed	05/30/14	1	1	07/24/13	\$10,108.05	\$10,108.05	100.00%
Homeowner Rehab	REHABILITATION	544	15496 Apple Valley Rd , Apple Valley CA, 92307	Completed	02/06/14	1	1	12/02/13	\$25,268.46	\$25,268.46	100.00%
Homeowner Rehab	REHABILITATION	546	22696 Standing Rock Rd , Apple Valley CA, 92307	Completed	04/17/14	1	1	04/09/14	\$22,042.77	\$22,042.77	100.00%
Homeowner Rehab	REHABILITATION	547	15533 Chole Rd , Apple Valley CA, 92307	Completed	06/16/14	1	1	04/10/14	\$23,365.31	\$23,365.31	100.00%
Homeowner Rehab	REHABILITATION	552	12792 Velare Ct , Victorville CA, 92392	Completed	07/01/15	1	1	05/21/14	\$11,242.89	\$11,242.89	100.00%
Homeowner Rehab	REHABILITATION	553	14000 El Evado Rd Spc 83 Sp 83 , Victorville CA, 92392	Completed	07/01/15	1	1	05/21/14	\$11,543.08	\$11,543.08	100.00%
Homeowner Rehab	REHABILITATION	554	15252 Seneca Rd Spc 325 Sp 325 , Victorville CA, 92392	Completed	07/01/15	1	1	05/21/14	\$9,913.66	\$9,913.66	100.00%
Homeowner Rehab	REHABILITATION	571	15070 Flathead Rd , Apple Valley CA, 92307	Completed	02/20/15	1	1	06/16/14	\$23,567.87	\$23,567.87	100.00%
Homeowner Rehab	REHABILITATION	572	21089 Valencia St , Apple Valley CA, 92308	Completed	08/07/15	1	1	06/16/14	\$22,463.10	\$22,463.10	100.00%
Homeowner Rehab	REHABILITATION	573	13448 Francesca Rd , Apple Valley CA, 92308	Completed	08/07/15	1	1	06/16/14	\$21,167.80	\$21,167.80	100.00%
Homeowner Rehab	REHABILITATION	574	14351 Jicarilla Rd , Apple Valley CA, 92307	Canceled	10/30/14	0	0	06/16/14	\$0.00	\$0.00	0.00%



U.S. Department of Housing and Urban Development  
 Office of Community Planning and Development  
 Integrated Disbursement and Information System  
 Status of HOME Activities - Entitlement  
 APPLE VALLEY CONSORTIUM, CA

DATE: 09-27-19  
 TIME: 11:24  
 PAGE: 11

IDIS - PR22

Tenure Type	Activity Type	IDIS Activity	Activity Address	Activity Status	Status Date	Total Units	Home Units	Initial Funding Date	Committed Amount	Drawn Amount	PCT
Homeowner Rehab	REHABILITATION	575	22977 El Centro Rd , Apple Valley CA, 92307	Canceled	07/23/14	0	0	06/16/14	\$0.00	\$0.00	0.00%
Homeowner Rehab	REHABILITATION	576	15252 Seneca Rd Spc 315 , Victorville CA, 92392	Completed	01/20/17	1	1	06/19/14	\$11,466.06	\$11,466.06	100.00%
Homeowner Rehab	REHABILITATION	577	15940 Stoddard Wells Rd Spc 10 , Victorville CA, 92395	Completed	08/07/15	1	1	06/19/14	\$7,055.78	\$7,055.78	100.00%
Homeowner Rehab	REHABILITATION	578	15810 Inyo St , Victorville CA, 92395	Completed	08/08/16	1	1	06/19/14	\$13,787.90	\$13,787.90	100.00%
Homeowner Rehab	REHABILITATION	579	15940 Stoddard Wells Rd Spc 23 , Victorville CA, 92395	Canceled	06/20/15	0	0	06/19/14	\$0.00	\$0.00	0.00%
Homeowner Rehab	REHABILITATION	580	15940 Stoddard Wells Rd Spc 100 , Victorville CA, 92395	Canceled	06/20/15	0	0	06/19/14	\$0.00	\$0.00	0.00%
Homeowner Rehab	REHABILITATION	581	12362 Squaw Valley Ln , Victorville CA, 92395	Completed	08/08/16	1	1	06/19/14	\$11,409.00	\$11,409.00	100.00%
Homeowner Rehab	REHABILITATION	593	21160 Neola Rd , Apple Valley CA, 92308	Completed	09/10/15	1	1	03/16/15	\$20,953.22	\$20,953.22	100.00%
Homeowner Rehab	REHABILITATION	594	14567 Jelan Ave , Apple Valley CA, 92307	Canceled	06/15/15	0	0	03/16/15	\$0.00	\$0.00	0.00%
Homeowner Rehab	REHABILITATION	595	11177 Kiowa Rd , Apple Valley CA, 92308	Completed	09/10/15	1	1	03/16/15	\$21,532.62	\$21,532.62	100.00%
Homeowner Rehab	REHABILITATION	596	13496 Deerwood Rd , Apple Valley CA, 92308	Canceled	04/28/15	0	0	03/16/15	\$0.00	\$0.00	0.00%
Homeowner Rehab	REHABILITATION	598	19245 Elm Dr , Apple Valley CA, 92308	Canceled	01/22/16	0	0	03/16/15	\$0.00	\$0.00	0.00%
Homeowner Rehab	REHABILITATION	599	22717 Shawnee Rd , Apple Valley CA, 92308	Canceled	06/15/15	0	0	03/16/15	\$0.00	\$0.00	0.00%
Homeowner Rehab	REHABILITATION	600	21511 Ramona Rd , Apple Valley CA, 92307	Completed	03/08/16	1	1	03/16/15	\$21,695.45	\$21,695.45	100.00%
Homeowner Rehab	REHABILITATION	602	10558 Jamul Rd , Apple Valley CA, 92308	Canceled	01/22/16	0	0	04/15/15	\$0.00	\$0.00	0.00%
Homeowner Rehab	REHABILITATION	603	15933 Tao Rd , Apple Valley CA, 92307	Canceled	06/10/15	0	0	04/15/15	\$0.00	\$0.00	0.00%
Homeowner Rehab	REHABILITATION	605	16135 Atoka Rd , Apple Valley CA, 92307	Completed	03/08/16	1	1	04/28/15	\$23,188.67	\$23,188.67	100.00%
Homeowner Rehab	REHABILITATION	606	13974 Quinnault Rd , Apple Valley CA, 92307	Canceled	08/26/15	0	0	04/28/15	\$0.00	\$0.00	0.00%
Homeowner Rehab	REHABILITATION	630	13518 Lakeside Dr , Victorville CA, 92395	Completed	08/07/15	1	1	07/08/15	\$11,371.74	\$11,371.74	100.00%
Homeowner Rehab	REHABILITATION	637	19245 Elm Dr , Apple Valley CA, 92308	Completed	01/12/16	1	1	12/22/15	\$10,094.69	\$10,094.69	100.00%
Homeowner Rehab	REHABILITATION	639	16147 Wintun Rd , Apple Valley CA, 92307	Canceled	08/08/16	1	1	02/02/16	\$0.00	\$0.00	0.00%
Homeowner Rehab	REHABILITATION	641	14121 Lakota Rd , Apple Valley CA, 92307	Completed	03/08/16	1	1	02/24/16	\$22,569.17	\$22,569.17	100.00%





U.S. Department of Housing and Urban Development  
 Office of Community Planning and Development  
 Integrated Disbursement and Information System  
 Status of HOME Activities - Entitlement  
 APPLE VALLEY CONSORTIUM, CA

DATE: 09-27-19  
 TIME: 11:24  
 PAGE: 12

IDIS - PR22

Tenure Type	Activity Type	IDIS Activity	Activity Address	Activity Status	Status Date	Total Units	Home Units	Initial Funding Date	Committed Amount	Drawn Amount	PCT
Homeowner Rehab	REHABILITATION	642	21765 Standing Rock Ave , Apple Valley CA, 92307	Completed	03/09/16	1	1	03/01/16	\$22,390.80	\$22,390.80	100.00%
Homeowner Rehab	REHABILITATION	643	19123 Charlotte Pl , Apple Valley CA, 92308	Completed	03/09/16	1	1	03/01/16	\$23,437.97	\$23,437.97	100.00%
Homeowner Rehab	REHABILITATION	645	13393 Mariposa Rd Spc 234 , Victorville CA, 92395	Completed	08/08/16	1	1	03/31/16	\$14,871.76	\$14,871.76	100.00%
Homeowner Rehab	REHABILITATION	651	22365 Pahute Rd , Apple Valley CA, 92308	Completed	08/08/16	1	1	06/30/16	\$23,549.52	\$23,549.52	100.00%
Homeowner Rehab	REHABILITATION	652	13371 Franceska Rd , Apple Valley CA, 92308	Completed	08/08/16	1	1	06/30/16	\$21,861.10	\$21,861.10	100.00%
Homeowner Rehab	REHABILITATION	653	15940 Stoddard Wells Rd Spc 135 , Victorville CA, 92395	Completed	08/08/16	1	1	06/30/16	\$8,166.72	\$8,166.72	100.00%
Homeowner Rehab	REHABILITATION	654	13393 Mariposa Rd Spc 66 , Victorville CA, 92395	Completed	08/08/16	1	1	06/30/16	\$10,707.62	\$10,707.62	100.00%
Homeowner Rehab	REHABILITATION	655	15940 Stoddard Wells Rd Spc 34 , Victorville CA, 92395	Completed	06/27/17	1	1	07/05/16	\$14,538.00	\$14,538.00	100.00%
Homeowner Rehab	REHABILITATION	656	17656 Benton Way , Victorville CA, 92395	Completed	07/06/17	1	1	07/05/16	\$14,902.54	\$14,902.54	100.00%
Homeowner Rehab	REHABILITATION	657	15315 Little Beaver St , Victorville CA, 92395	Completed	08/08/16	1	1	07/05/16	\$15,475.28	\$15,475.28	100.00%
Homeowner Rehab	REHABILITATION	658	13393 Mariposa Rd Spc 49 , Victorville CA, 92395	Completed	08/08/16	1	1	07/05/16	\$16,266.44	\$16,266.44	100.00%
Homeowner Rehab	REHABILITATION	659	13393 Mariposa Rd Spc 184 , Victorville CA, 92395	Completed	08/08/16	1	1	07/05/16	\$13,083.74	\$13,083.74	100.00%
Homeowner Rehab	REHABILITATION	660	15252 Seneca Rd Spc 348 , Victorville CA, 92392	Completed	08/08/16	1	1	07/05/16	\$15,554.36	\$15,554.36	100.00%
Homeowner Rehab	REHABILITATION	661	13252 Berkeley Ln , Victorville CA, 92392	Completed	08/08/16	1	1	07/05/16	\$16,178.23	\$16,178.23	100.00%
Homeowner Rehab	REHABILITATION	662	12576 Aspenview St , Victorville CA, 92392	Completed	08/08/16	1	1	07/05/16	\$11,282.24	\$11,282.24	100.00%
Homeowner Rehab	REHABILITATION	663	12859 Berrydale St , Victorville CA, 92392	Completed	08/08/16	1	1	07/05/16	\$9,874.53	\$9,874.53	100.00%
Homeowner Rehab	REHABILITATION	664	13393 Mariposa Rd Spc 221 , Victorville CA, 92395	Completed	08/08/16	1	1	07/05/16	\$13,606.80	\$13,606.80	100.00%
Homeowner Rehab	REHABILITATION	665	15940 Stoddard Wells Rd Spc 100 , Victorville CA, 92395	Completed	08/08/16	1	1	07/05/16	\$12,978.81	\$12,978.81	100.00%
Homeowner Rehab	REHABILITATION	666	13374 Winter Park St , Victorville CA, 92394	Completed	08/08/16	1	1	07/05/16	\$8,798.27	\$8,798.27	100.00%
Homeowner Rehab	REHABILITATION	667	13237 Tulore Ct , Victorville CA, 92392	Completed	08/08/16	1	1	07/05/16	\$11,150.73	\$11,150.73	100.00%
Homeowner Rehab	REHABILITATION	668	13393 Mariposa Rd Spc 216 , Victorville CA, 92395	Completed	08/08/16	1	1	07/05/16	\$14,531.16	\$14,531.16	100.00%
Homeowner Rehab	REHABILITATION	669	14371 Mojave Ln , Victorville CA, 92395	Completed	08/08/16	1	1	07/05/16	\$12,828.26	\$12,828.26	100.00%



U.S. Department of Housing and Urban Development  
 Office of Community Planning and Development  
 Integrated Disbursement and Information System  
 Status of HOME Activities - Entitlement  
 APPLE VALLEY CONSORTIUM, CA

DATE: 09-27-19  
 TIME: 11:24  
 PAGE: 13

IDIS - PR22

Tenure Type	Activity Type	IDIS Activity	Activity Address	Activity Status	Status Date	Total Units	Home Units	Initial Funding Date	Committed Amount	Drawn Amount	PCT
Homeowner Rehab	REHABILITATION	670	15252 Seneca Rd Spc 55 , Victorville CA, 92392	Completed	08/08/16	1	1	07/05/16	\$18,418.32	\$18,418.32	100.00%
Homeowner Rehab	REHABILITATION	671	13775 Deauville Dr , Victorville CA, 92395	Completed	08/08/16	1	1	07/05/16	\$15,360.73	\$15,360.73	100.00%
Homeowner Rehab	REHABILITATION	695	12707 Central Rd , Apple Valley CA, 92308	Completed	06/27/17	1	1	10/25/16	\$22,123.58	\$22,123.58	100.00%
Homeowner Rehab	REHABILITATION	698	16751 Highgate Ct , Victorville CA, 92395	Completed	06/27/17	1	1	11/21/16	\$8,662.16	\$8,662.16	100.00%
Homeowner Rehab	REHABILITATION	699	15723 Garnet Cv , Victorville CA, 92394	Completed	06/27/17	1	1	11/21/16	\$12,603.18	\$12,603.18	100.00%
Homeowner Rehab	REHABILITATION	700	14224 Northstar Ave , Victorville CA, 92392	Completed	06/27/17	1	1	11/21/16	\$15,324.62	\$15,324.62	100.00%
Homeowner Rehab	REHABILITATION	701	13393 Mariposa Rd Spc 148 , Victorville CA, 92395	Completed	06/27/17	1	1	11/22/16	\$15,060.20	\$15,060.20	100.00%
Homeowner Rehab	REHABILITATION	702	15252 Seneca Rd Spc 179 , Victorville CA, 92392	Completed	06/27/17	1	1	11/22/16	\$14,207.88	\$14,207.88	100.00%
Homeowner Rehab	REHABILITATION	703	15393 Nisqualli Rd , Victorville CA, 92395	Completed	06/27/17	1	1	11/22/16	\$15,001.79	\$15,001.79	100.00%
Homeowner Rehab	REHABILITATION	704	13393 Mariposa Rd Spc 147 , Victorville CA, 92395	Completed	06/27/17	1	1	11/22/16	\$13,419.62	\$13,419.62	100.00%
Homeowner Rehab	REHABILITATION	705	14000 El Evado Rd Spc 19 , Victorville CA, 92392	Completed	06/27/17	1	1	11/22/16	\$19,905.51	\$19,905.51	100.00%
Homeowner Rehab	REHABILITATION	706	13393 Mariposa Rd Spc 169 , Victorville CA, 92395	Completed	06/27/17	1	1	11/22/16	\$13,040.67	\$13,040.67	100.00%
Homeowner Rehab	REHABILITATION	707	13461 Buggy Whip Ct , Victorville CA, 92392	Completed	06/27/17	1	1	11/22/16	\$15,123.58	\$15,123.58	100.00%
Homeowner Rehab	REHABILITATION	708	16594 Tenaja Rd , Apple Valley CA, 92307	Completed	06/27/17	1	1	11/23/16	\$17,806.18	\$17,806.18	100.00%
Homeowner Rehab	REHABILITATION	716	16655 Pauhaska Ct , Apple Valley CA, 92307	Completed	06/27/17	1	1	02/07/17	\$17,701.35	\$17,701.35	100.00%
Homeowner Rehab	REHABILITATION	720	22242 Lone Eagle Rd , Apple Valley CA, 92308	Completed	09/27/18	1	1	04/14/17	\$26,690.67	\$26,690.67	100.00%
Homeowner Rehab	REHABILITATION	721	12671 Tesuque Rd , Apple Valley CA, 92308	Completed	05/22/17	1	1	04/14/17	\$22,045.18	\$22,045.18	100.00%
Homeowner Rehab	REHABILITATION	726	16326 Trinidad Dr , Victorville CA, 92395	Completed	06/27/17	1	1	05/23/17	\$16,244.58	\$16,244.58	100.00%
Homeowner Rehab	REHABILITATION	727	13393 Mariposa Rd Spc 233 , Victorville CA, 92395	Completed	06/27/17	1	1	05/23/17	\$16,403.26	\$16,403.26	100.00%
Homeowner Rehab	REHABILITATION	728	15940 Stoddard Wells Rd Spc 99 , Victorville CA, 92395	Completed	06/27/17	1	1	05/23/17	\$16,346.79	\$16,346.79	100.00%
Homeowner Rehab	REHABILITATION	729	14411 Palmdale Rd Spc 29 , Victorville CA, 92392	Completed	06/27/17	1	1	05/23/17	\$19,287.68	\$19,287.68	100.00%



U.S. Department of Housing and Urban Development  
 Office of Community Planning and Development  
 Integrated Disbursement and Information System  
 Status of HOME Activities - Entitlement  
 APPLE VALLEY CONSORTIUM, CA

DATE: 09-27-19  
 TIME: 11:24  
 PAGE: 14

IDIS - PR22

Tenure Type	Activity Type	IDIS Activity	Activity Address	Activity Status	Status Date	Total Units	Home Units	Initial Funding Date	Committed Amount	Drawn Amount	PCT
Homeowner Rehab	REHABILITATION	730	14000 El Evado Rd Spc 57 , Victorville CA, 92392	Completed	06/27/17	1	1	05/23/17	\$15,821.65	\$15,821.65	100.00%
Homeowner Rehab	REHABILITATION	731	15640 Nassau Ln , Victorville CA, 92395	Completed	06/27/17	1	1	05/23/17	\$14,168.20	\$14,168.20	100.00%
Homeowner Rehab	REHABILITATION	757	10220 Olivine Rd , Victorville CA, 92392	Open	08/22/19	0	0	11/28/17	\$26,662.16	\$0.00	0.00%
Homeowner Rehab	REHABILITATION	758	15940 Stoddard Wells Rd Spc 4 , Victorville CA, 92395	Completed	12/11/17	1	1	11/29/17	\$15,697.51	\$15,697.51	100.00%
Homeowner Rehab	REHABILITATION	759	13862 Trinidad Dr , Victorville CA, 92395	Completed	12/11/17	1	1	11/29/17	\$16,249.62	\$16,249.62	100.00%
Homeowner Rehab	REHABILITATION	760	14411 Palmdale Rd Spc 8 , Victorville CA, 92392	Completed	12/11/17	1	1	11/29/17	\$16,605.83	\$16,605.83	100.00%
Homeowner Rehab	REHABILITATION	761	13777 Burning Tree Dr , Victorville CA, 92395	Completed	12/11/17	1	1	11/29/17	\$14,799.74	\$14,799.74	100.00%
Homeowner Rehab	REHABILITATION	762	13393 Mariposa Rd Spc 266 , Victorville CA, 92395	Completed	12/11/17	1	1	11/29/17	\$16,340.21	\$16,340.21	100.00%
Homeowner Rehab	REHABILITATION	763	13393 Mariposa Rd Spc 176 , Victorville CA, 92395	Completed	12/11/17	1	1	11/29/17	\$15,934.28	\$15,934.28	100.00%
Homeowner Rehab	REHABILITATION	764	13393 Mariposa Rd Spc 252 , Victorville CA, 92395	Completed	12/11/17	1	1	11/29/17	\$14,782.65	\$14,782.65	100.00%
Homeowner Rehab	REHABILITATION	765	14000 El Evado Rd Spc 84 , Victorville CA, 92392	Completed	12/11/17	1	1	11/29/17	\$16,125.30	\$16,125.30	100.00%
Homeowner Rehab	REHABILITATION	766	13291 Desert Vista Dr , Victorville CA, 92392	Completed	12/11/17	1	1	11/29/17	\$19,399.74	\$19,399.74	100.00%
Homeowner Rehab	REHABILITATION	767	14355 Cactus Dr , Victorville CA, 92395	Completed	12/11/17	1	1	11/29/17	\$16,784.28	\$16,784.28	100.00%
Homeowner Rehab	REHABILITATION	769	15439 Wichita Rd , Apple Valley CA, 92307	Completed	10/09/18	1	1	12/11/17	\$11,758.91	\$11,758.91	100.00%
Homeowner Rehab	REHABILITATION	773	22335 Hurons Ave , Apple Valley CA, 92307	Completed	09/27/18	1	1	01/16/18	\$21,845.02	\$21,845.02	100.00%
Homeowner Rehab	REHABILITATION	774	15805 N Culver Rd , Victorville CA, 92394	Completed	11/28/18	1	1	01/22/18	\$19,521.04	\$19,521.04	100.00%
Homeowner Rehab	REHABILITATION	775	14535 Owens River Rd , Victorville CA, 92392	Completed	11/28/18	1	1	01/22/18	\$14,987.66	\$14,987.66	100.00%
Homeowner Rehab	REHABILITATION	776	14072 Brentwood Dr , Victorville CA, 92395	Completed	11/28/18	1	1	01/22/18	\$17,519.58	\$17,519.58	100.00%
Homeowner Rehab	REHABILITATION	777	14016 Victoria Dr , Victorville CA, 92395	Completed	11/28/18	1	1	01/22/18	\$16,362.13	\$16,362.13	100.00%
Homeowner Rehab	REHABILITATION	789	12709 Iroquois Rd , Apple Valley CA, 92308	Completed	10/09/18	1	1	09/27/18	\$25,301.34	\$25,301.34	100.00%
Homeowner Rehab	REHABILITATION	800	15940 Stoddard Wells Rd , Victorville CA, 92395	Completed	09/25/19	1	1	09/23/19	\$16,167.28	\$16,167.28	100.00%



U.S. Department of Housing and Urban Development  
 Office of Community Planning and Development  
 Integrated Disbursement and Information System  
 Status of HOME Activities - Entitlement  
 APPLE VALLEY CONSORTIUM, CA

DATE: 09-27-19  
 TIME: 11:24  
 PAGE: 15

IDIS - PR22

Tenure Type	Activity Type	IDIS Activity	Activity Address	Activity Status	Status Date	Total Units	Home Units	Initial Funding Date	Committed Amount	Drawn Amount	PCT
Homeowner Rehab	REHABILITATION	801	13393 Mariposa Rd , Victorville CA, 92395	Completed	09/25/19	1	1	09/23/19	\$10,172.83	\$10,172.83	100.00%
Homeowner Rehab	REHABILITATION	802	14000 El Evado Rd Spc 66 Space 66 , Victorville CA, 92392	Completed	09/25/19	1	1	09/23/19	\$16,453.28	\$16,453.28	100.00%
Homeowner Rehab	REHABILITATION	803	14411 Palmdale Rd Spc 31 Space 31 , Victorville CA, 92392	Completed	09/25/19	1	1	09/23/19	\$16,175.98	\$16,175.98	100.00%
Homeowner Rehab	REHABILITATION	804	14000 El Evado Rd Spc 25 Space 25 , Victorville CA, 92392	Completed	09/25/19	1	1	09/23/19	\$14,331.28	\$14,331.28	100.00%
Homeowner Rehab	REHABILITATION	831	13393 Mariposa Rd Spc 235 Space 235 , Victorville CA, 92395	Completed	09/25/19	1	1	09/23/19	\$15,941.15	\$15,941.15	100.00%
Homeowner Rehab	REHABILITATION	832	15606 La Paz Dr , Victorville CA, 92395	Completed	09/25/19	1	1	09/23/19	\$16,091.15	\$16,091.15	100.00%
Homeowner Rehab	REHABILITATION	833	13585 Arroyo Dr , Victorville CA, 92395	Completed	09/25/19	1	1	09/23/19	\$16,141.65	\$16,141.65	100.00%
Homeowner Rehab	REHABILITATION	834	13393 Mariposa Rd Spc 226 Space 226 , Victorville CA, 92395	Completed	09/25/19	1	1	09/23/19	\$15,841.15	\$15,841.15	100.00%
Homeowner Rehab	REHABILITATION	835	13393 Mariposa Rd Spc 220 Space 220 , Victorville CA, 92395	Completed	09/25/19	1	1	09/23/19	\$14,122.45	\$14,122.45	100.00%
Homeowner Rehab	REHABILITATION	836	15940 Stoddard Wells Rd Spc 15 Space 15 , Victorville CA, 92395	Completed	09/25/19	1	1	09/23/19	\$16,149.15	\$16,149.15	100.00%
Homeowner Rehab	REHABILITATION	837	16153 Forrest Ave , Victorville CA, 92395	Completed	09/25/19	1	1	09/23/19	\$16,141.15	\$16,141.15	100.00%
Homeowner Rehab	REHABILITATION	838	13393 Mariposa Rd Spc 126 Space 126 , Victorville CA, 92395	Completed	09/25/19	1	1	09/23/19	\$15,988.45	\$15,988.45	100.00%
Homeowner Rehab	REHABILITATION	839	14520 Owl Ct , Victorville CA, 92394	Completed	09/25/19	1	1	09/23/19	\$8,103.47	\$8,103.47	100.00%
Homeowner Rehab	REHABILITATION	840	13393 Mariposa Rd Spc 230 Space 230 , Victorville CA, 92395	Completed	09/25/19	1	1	09/23/19	\$16,016.15	\$16,016.15	100.00%
Homeowner Rehab	REHABILITATION	841	14000 El Evado Rd Spc 15 Space 15 , Victorville CA, 92392	Completed	09/25/19	1	1	09/23/19	\$14,426.28	\$14,426.28	100.00%
Homeowner Rehab	REHABILITATION	842	15414 Jasmine St , Victorville CA, 92395	Completed	09/25/19	1	1	09/23/19	\$14,041.15	\$14,041.15	100.00%
Homeowner Rehab	REHABILITATION	843	14101 Apple Creek Dr , Victorville CA, 92395	Completed	09/25/19	1	1	09/23/19	\$16,160.15	\$16,160.15	100.00%
Homeowner Rehab	REHABILITATION	844	15940 Stoddard Wells Rd Spc 122 Space 122 , Victorville CA, 92395	Completed	09/25/19	1	1	09/23/19	\$17,068.15	\$17,068.15	100.00%
Homeowner Rehab	REHABILITATION	845	15252 Seneca Rd Spc 346 Space 346 , Victorville CA, 92392	Completed	09/25/19	1	1	09/23/19	\$15,768.63	\$15,768.63	100.00%
Homeowner Rehab	REHABILITATION	846	11648 Laurel Oak Rd , Victorville CA, 92392	Completed	09/25/19	1	1	09/23/19	\$16,041.15	\$16,041.15	100.00%
Homeowner Rehab	REHABILITATION	847	14077 Brentwood Dr , Victorville CA, 92395	Completed	09/25/19	1	1	09/23/19	\$15,082.15	\$15,082.15	100.00%
Homeowner Rehab	REHABILITATION	848	15940 Stoddard Wells Rd Spc 33 Space 33 , Victorville CA, 92395	Completed	09/25/19	1	1	09/23/19	\$16,241.15	\$16,241.15	100.00%



U.S. Department of Housing and Urban Development  
 Office of Community Planning and Development  
 Integrated Disbursement and Information System  
 Status of HOME Activities - Entitlement  
 APPLE VALLEY CONSORTIUM, CA

DATE: 09-27-19  
 TIME: 11:24  
 PAGE: 16

IDIS - PR22

Tenure Type	Activity Type	IDIS Activity	Activity Address	Activity Status	Status Date	Total Units	Home Units	Initial Funding Date	Committed Amount	Drawn Amount	PCT
Homeowner Rehab	REHABILITATION	849	12566 Pocono Rd , Apple Valley CA, 92308	Final Draw	09/24/19	1	1	09/23/19	\$100.87	\$100.87	100.00%
Homebuyer	ACQUISITION ONLY	17874	21866 Standing Rock Ave , Apple Valley CA, 92307	Completed	10/11/07	0	0	0.00	\$10,000.00	\$10,000.00	100.00%
Homebuyer	ACQUISITION ONLY	17890	15651 Wichita Rd , Apple Valley CA, 92307	Completed	10/11/07	0	0	0.00	\$10,000.00	\$10,000.00	100.00%
Homebuyer	ACQUISITION ONLY	17891	13146 Mohawk Rd , Apple Valley CA, 92308	Completed	10/11/07	0	0	0.00	\$10,000.00	\$10,000.00	100.00%
Homebuyer	ACQUISITION ONLY	17893	2282 EYOTA ROAD , APPLE VALLEY CA, 92308	Completed	10/11/07	0	0	0.00	\$10,000.00	\$10,000.00	100.00%
Homebuyer	ACQUISITION ONLY	18349	13195 Yakima Rd , Apple Valley CA, 92308	Completed	01/10/08	0	0	0.00	\$65,000.00	\$65,000.00	100.00%
Homebuyer	ACQUISITION ONLY	18350	22149 Thunderbird Rd , Apple Valley CA, 92307	Completed	01/10/08	0	0	0.00	\$33,393.00	\$33,393.00	100.00%
Homeowner Rehab	REHABILITATION	9711	13253 Nicola Rd , Apple Valley CA, 92308	Completed	10/16/03	0	0	0.00	\$9,084.00	\$9,084.00	100.00%
Homeowner Rehab	REHABILITATION	9713	13020 Ojai Rd , Apple Valley CA, 92308	Completed	05/31/02	0	0	0.00	\$8,980.00	\$8,980.00	100.00%
Homeowner Rehab	REHABILITATION	9715	11414 Serra Rd Spc 51 , Apple Valley CA, 92308	Completed	11/02/01	0	0	0.00	\$7,911.00	\$7,911.00	100.00%
Homeowner Rehab	REHABILITATION	9726	20683 Waalew Rd Spc 128 , Apple Valley CA, 92307	Completed	11/30/01	0	0	0.00	\$9,084.00	\$9,084.00	100.00%
Homeowner Rehab	REHABILITATION	10315	19239 Willow Dr , Apple Valley CA, 92308	Completed	06/12/02	0	0	0.00	\$6,552.00	\$6,552.00	100.00%
Homeowner Rehab	REHABILITATION	10316	12416 Tonikan Rd , Apple Valley CA, 92308	Completed	06/04/02	0	0	0.00	\$9,057.00	\$9,057.00	100.00%
Homeowner Rehab	REHABILITATION	10317	12735 Bay Ln , Apple Valley CA, 92308	Completed	05/31/02	0	0	0.00	\$8,723.00	\$8,723.00	100.00%
Homeowner Rehab	REHABILITATION	10318	21621 Sandia Rd Spc 51 , Apple Valley CA, 92308	Completed	06/12/02	0	0	0.00	\$9,216.00	\$9,216.00	100.00%
Homeowner Rehab	REHABILITATION	10319	14045 Cronese Rd , Apple Valley CA, 92307	Completed	06/03/02	0	0	0.00	\$9,332.00	\$9,332.00	100.00%
Homeowner Rehab	REHABILITATION	10320	13226 Quapaw Rd , Apple Valley CA, 92308	Completed	06/07/02	0	0	0.00	\$9,608.00	\$9,608.00	100.00%
Homeowner Rehab	REHABILITATION	10330	22241 Nisqually Rd , Apple Valley CA, 92308	Completed	06/07/02	0	0	0.00	\$7,484.00	\$7,484.00	100.00%
Homeowner Rehab	REHABILITATION	10331	10988 Merino Ave , Apple Valley CA, 92308	Completed	04/15/04	0	0	0.00	\$9,045.00	\$9,045.00	100.00%
Homeowner Rehab	REHABILITATION	10332	16251 Aztec Rd , Apple Valley CA, 92307	Completed	08/29/02	0	0	0.00	\$9,056.00	\$9,056.00	100.00%
Homeowner Rehab	REHABILITATION	10333	14027 Gayhead Rd , Apple Valley CA, 92307	Completed	08/29/02	0	0	0.00	\$8,900.00	\$8,900.00	100.00%



U.S. Department of Housing and Urban Development  
 Office of Community Planning and Development  
 Integrated Disbursement and Information System  
 Status of HOME Activities - Entitlement  
 APPLE VALLEY CONSORTIUM, CA

DATE: 09-27-19  
 TIME: 11:24  
 PAGE: 17

IDIS - PR22

Tenure Type	Activity Type	IDIS Activity	Activity Address	Activity Status	Status Date	Total Units	Home Units	Initial Funding Date	Committed Amount	Drawn Amount	PCT
Homeowner Rehab	REHABILITATION	10334	12541 Iroquois Rd , Apple Valley CA, 92308	Completed	01/21/04	0	0	0.00	\$6,786.00	\$6,786.00	100.00%
Homeowner Rehab	REHABILITATION	10335	21188 Caribou Ave , Apple Valley CA, 92308	Completed	01/20/04	0	0	0.00	\$10,170.00	\$10,170.00	100.00%
Homeowner Rehab	REHABILITATION	10336	21410 Tussing Ranch Rd , Apple Valley CA, 92308	Completed	11/06/03	0	0	0.00	\$8,707.00	\$8,707.00	100.00%
Homeowner Rehab	REHABILITATION	11018	14076 Rincon Rd , Apple Valley CA, 92307	Completed	10/07/03	0	0	0.00	\$15,386.00	\$15,386.00	100.00%
Homeowner Rehab	REHABILITATION	11019	22042 Elkalo Rd , Apple Valley CA, 92307	Completed	09/16/02	0	0	0.00	\$10,136.00	\$10,136.00	100.00%
Homeowner Rehab	REHABILITATION	11135	10730 Cochiti Rd , Apple Valley CA, 92308	Completed	10/22/03	0	0	0.00	\$10,964.00	\$10,964.00	100.00%
Homeowner Rehab	REHABILITATION	11136	20955 Ottawa Rd , Apple Valley CA, 92308	Completed	01/17/03	0	0	0.00	\$11,759.00	\$11,759.00	100.00%
Homeowner Rehab	REHABILITATION	11137	14756 Hopi Rd , Apple Valley CA, 92307	Completed	01/17/03	0	0	0.00	\$7,267.00	\$7,267.00	100.00%
Homeowner Rehab	REHABILITATION	11168	11590 Chimayo Rd , Apple Valley CA, 92308	Completed	10/22/03	0	0	0.00	\$14,665.00	\$14,665.00	100.00%
Homeowner Rehab	REHABILITATION	11169	19005 Seneca Rd , Apple Valley CA, 92307	Completed	12/30/02	0	0	0.00	\$11,218.00	\$11,218.00	100.00%
Homeowner Rehab	REHABILITATION	11519	14805 Gayhead Rd , Apple Valley CA, 92307	Completed	12/30/02	0	0	0.00	\$11,152.00	\$11,152.00	100.00%
Homeowner Rehab	REHABILITATION	11520	11414 Serra Rd Spc 71 , Apple Valley CA, 92308	Completed	02/18/04	0	0	0.00	\$11,364.00	\$11,364.00	100.00%
Homeowner Rehab	REHABILITATION	11521	19994 Rimrock Rd , Apple Valley CA, 92307	Completed	01/17/03	0	0	0.00	\$8,767.00	\$8,767.00	100.00%
Homeowner Rehab	REHABILITATION	11539	11655 Mohawk Rd , Apple Valley CA, 92308	Completed	04/01/03	0	0	0.00	\$10,301.00	\$10,301.00	100.00%
Homeowner Rehab	REHABILITATION	11540	15985 Wichita Rd , Apple Valley CA, 92307	Completed	09/29/03	0	0	0.00	\$11,422.00	\$11,422.00	100.00%
Homeowner Rehab	REHABILITATION	11541	14528 Nanticoke Rd , Apple Valley CA, 92307	Completed	09/29/03	0	0	0.00	\$11,744.00	\$11,744.00	100.00%
Homeowner Rehab	REHABILITATION	11542	22858 Sitting Bull Rd , Apple Valley CA, 92308	Completed	09/29/03	0	0	0.00	\$8,235.00	\$8,235.00	100.00%
Homeowner Rehab	REHABILITATION	11867	15936 Nancotta Rd , Apple Valley CA, 92307	Completed	04/20/06	0	0	0.00	\$9,551.00	\$9,551.00	100.00%
Homeowner Rehab	REHABILITATION	11868	13779 Lakota Rd , Apple Valley CA, 92307	Completed	09/29/03	0	0	0.00	\$10,546.00	\$10,546.00	100.00%
Homeowner Rehab	REHABILITATION	11869	15533 Chole Rd , Apple Valley CA, 92307	Completed	04/20/06	0	0	0.00	\$8,503.00	\$8,503.00	100.00%
Homeowner Rehab	REHABILITATION	11870	14270 Santee Rd , Apple Valley CA, 92307	Completed	04/01/03	0	0	0.00	\$10,992.00	\$10,992.00	100.00%





U.S. Department of Housing and Urban Development  
 Office of Community Planning and Development  
 Integrated Disbursement and Information System  
 Status of HOME Activities - Entitlement  
 APPLE VALLEY CONSORTIUM, CA

DATE: 09-27-19  
 TIME: 11:24  
 PAGE: 18

IDIS - PR22

Tenure Type	Activity Type	IDIS Activity	Activity Address	Activity Status	Status Date	Total Units	Home Units	Initial Funding Date	Committed Amount	Drawn Amount	PCT
Homeowner Rehab	REHABILITATION	11992	11811 PASSEO ROAD , APPLE VALLEY CA, 92308	Completed	09/29/03	0	0	0.00	\$11,813.00	\$11,813.00	100.00%
Homeowner Rehab	REHABILITATION	12092	13939 Navajo Rd , Apple Valley CA, 92307	Completed	05/04/04	0	0	0.00	\$10,898.00	\$10,898.00	100.00%
Homeowner Rehab	REHABILITATION	12258	13057 Algonquin Rd , Apple Valley CA, 92308	Completed	07/17/03	0	0	0.00	\$8,707.00	\$8,707.00	100.00%
Homeowner Rehab	REHABILITATION	12259	14866 Nokomis Rd , Apple Valley CA, 92307	Completed	08/04/03	0	0	0.00	\$9,188.00	\$9,188.00	100.00%
Homeowner Rehab	REHABILITATION	12261	20457 Mockingbird Ave , Apple Valley CA, 92308	Completed	08/04/03	0	0	0.00	\$5,540.00	\$5,540.00	100.00%
Homeowner Rehab	REHABILITATION	12843	22182 Mohican Ave , Apple Valley CA, 92307	Completed	09/29/03	0	0	0.00	\$10,796.00	\$10,796.00	100.00%
Homeowner Rehab	REHABILITATION	12844	13494 Iroquois Rd , Apple Valley CA, 92308	Completed	10/14/03	0	0	0.00	\$9,157.00	\$9,157.00	100.00%
Homeowner Rehab	REHABILITATION	12845	21253 Balsa St , Apple Valley CA, 92308	Completed	09/29/03	0	0	0.00	\$9,091.00	\$9,091.00	100.00%
Homeowner Rehab	REHABILITATION	12846	16737 Pauhaska Rd , Apple Valley CA, 92307	Completed	10/10/03	0	0	0.00	\$11,364.00	\$11,364.00	100.00%
Homeowner Rehab	REHABILITATION	12847	21311 Tono Rd , Apple Valley CA, 92308	Completed	09/29/03	0	0	0.00	\$11,182.00	\$11,182.00	100.00%
Homeowner Rehab	REHABILITATION	12848	16068 Monache Rd , Apple Valley CA, 92307	Completed	07/01/04	0	0	0.00	\$6,816.00	\$6,816.00	100.00%
Homeowner Rehab	REHABILITATION	13716	19378 Red Feather Ct , Apple Valley CA, 92307	Completed	01/10/06	0	0	0.00	\$11,364.00	\$11,364.00	100.00%
Homeowner Rehab	REHABILITATION	13767	20972 Lone Eagle Rd , Apple Valley CA, 92308	Canceled	12/07/04	0	0	0.00	\$0.00	\$0.00	0.00%
Homeowner Rehab	REHABILITATION	14115	14000 Choco Rd , Apple Valley CA, 92307	Completed	05/26/05	0	0	0.00	\$3,338.00	\$3,338.00	100.00%
Homeowner Rehab	REHABILITATION	14116	21010 Klamath Rd , Apple Valley CA, 92308	Completed	05/28/05	0	0	0.00	\$5,405.00	\$5,405.00	100.00%
Homeowner Rehab	REHABILITATION	14315	1443 NAVAJO ROAD , APPLE VALLEY CA, 92307	Completed	05/26/05	0	0	0.00	\$12,025.00	\$12,025.00	100.00%
Homeowner Rehab	REHABILITATION	14487	21220 Del Oro Rd , Apple Valley CA, 92308	Completed	05/28/05	0	0	0.00	\$12,127.00	\$12,127.00	100.00%
Homeowner Rehab	REHABILITATION	14854	13477 Iroquois Rd , Apple Valley CA, 92308	Completed	04/28/05	0	0	0.00	\$6,972.00	\$6,972.00	100.00%
Homeowner Rehab	REHABILITATION	14855	20812 US Highway 18 , Apple Valley CA, 92307	Canceled	04/05/06	0	0	0.00	\$0.00	\$0.00	0.00%
Homeowner Rehab	REHABILITATION	14856	11415 Otowi Rd , Apple Valley CA, 92308	Completed	05/26/05	0	0	0.00	\$11,384.00	\$11,384.00	100.00%
Homeowner Rehab	REHABILITATION	14857	13253 Algonquin Rd , Apple Valley CA, 92308	Completed	12/21/05	0	0	0.00	\$11,544.00	\$11,544.00	100.00%



U.S. Department of Housing and Urban Development  
 Office of Community Planning and Development  
 Integrated Disbursement and Information System  
 Status of HOME Activities - Entitlement  
 APPLE VALLEY CONSORTIUM, CA

DATE: 09-27-19  
 TIME: 11:24  
 PAGE: 19

IDIS - PR22

Tenure Type	Activity Type	IDIS Activity	Activity Address	Activity Status	Status Date	Total Units	Home Units	Initial Funding Date	Committed Amount	Drawn Amount	PCT
Homeowner Rehab	REHABILITATION	14858	14395 Iroquois Rd , Apple Valley CA, 92307	Completed	05/26/05	0	0	0.00	\$11,559.00	\$11,559.00	100.00%
Homeowner Rehab	REHABILITATION	15238	15043 Nokomis Rd , Apple Valley CA, 92307	Completed	11/28/05	0	0	0.00	\$11,185.00	\$11,185.00	100.00%
Homeowner Rehab	REHABILITATION	15239	21880 Mohican Ave , Apple Valley CA, 92307	Completed	06/27/05	0	0	0.00	\$11,897.00	\$11,897.00	100.00%
Homeowner Rehab	REHABILITATION	15737	20695 Nisqually Rd , Apple Valley CA, 92308	Completed	12/21/05	0	0	0.00	\$11,729.00	\$11,729.00	100.00%
Homeowner Rehab	REHABILITATION	15778	20683 Waalew Rd Spc 63 , Apple Valley CA, 92307	Completed	12/21/05	0	0	0.00	\$8,025.00	\$8,025.00	100.00%
Homeowner Rehab	REHABILITATION	15779	12439 Lakota Rd , Apple Valley CA, 92308	Canceled	04/06/06	0	0	0.00	\$0.00	\$0.00	0.00%
Homeowner Rehab	REHABILITATION	15780	14364 Kiowa Rd , Apple Valley CA, 92307	Canceled	04/06/06	0	0	0.00	\$0.00	\$0.00	0.00%
Homeowner Rehab	REHABILITATION	15799	10656 Nambe Rd , Apple Valley CA, 92308	Completed	04/19/06	0	0	0.00	\$10,111.00	\$10,111.00	100.00%
Homeowner Rehab	REHABILITATION	15928	21929 Wren St , Apple Valley CA, 92308	Completed	08/10/06	0	0	0.00	\$9,814.00	\$9,814.00	100.00%
Homeowner Rehab	REHABILITATION	15948	17016 Ouray Rd , Apple Valley CA, 92307	Completed	09/20/06	0	0	0.00	\$21,636.00	\$21,636.00	100.00%
Homeowner Rehab	REHABILITATION	15949	19185 Osceola Rd , Apple Valley CA, 92307	Canceled	04/20/06	0	0	0.00	\$0.00	\$0.00	0.00%
Homeowner Rehab	REHABILITATION	15957	15965 Winnebago Rd , Apple Valley CA, 92307	Completed	03/28/08	0	0	0.00	\$21,934.00	\$21,934.00	100.00%
Homeowner Rehab	REHABILITATION	15963	12439 Lakota Rd , Apple Valley CA, 92308	Completed	04/19/06	0	0	0.00	\$21,518.00	\$21,518.00	100.00%
Homeowner Rehab	REHABILITATION	15964	14364 Kiowa Rd , Apple Valley CA, 92307	Completed	04/22/06	0	0	0.00	\$12,346.00	\$12,346.00	100.00%
Homeowner Rehab	REHABILITATION	15965	20812 US Highway 18 , Apple Valley CA, 92307	Canceled	11/28/06	0	0	0.00	\$0.00	\$0.00	0.00%
Homeowner Rehab	REHABILITATION	15986	17016 Ouray Rd , Apple Valley CA, 92307	Canceled	11/21/06	0	0	0.00	\$0.00	\$0.00	0.00%
Homeowner Rehab	REHABILITATION	16266	19185 Osceola Rd , Apple Valley CA, 92307	Completed	06/30/06	0	0	0.00	\$22,603.00	\$22,603.00	100.00%
Homeowner Rehab	REHABILITATION	16865	12717 Algonquin Rd , Apple Valley CA, 92308	Canceled	01/05/07	0	0	0.00	\$0.00	\$0.00	0.00%
Homeowner Rehab	REHABILITATION	17100	20956 Lone Eagle Rd , Apple Valley CA, 92308	Canceled	01/05/07	0	0	0.00	\$0.00	\$0.00	0.00%
Homeowner Rehab	REHABILITATION	17118	15620 Ute Rd , Apple Valley CA, 92307	Canceled	01/05/07	0	0	0.00	\$0.00	\$0.00	0.00%
Homeowner Rehab	REHABILITATION	17142	21966 Jalan Ave , Apple Valley CA, 92307	Canceled	01/05/07	0	0	0.00	\$0.00	\$0.00	0.00%





U.S. Department of Housing and Urban Development  
 Office of Community Planning and Development  
 Integrated Disbursement and Information System  
 Status of HOME Activities - Entitlement  
 APPLE VALLEY CONSORTIUM, CA

DATE: 09-27-19  
 TIME: 11:24  
 PAGE: 20

IDIS - PR22

Tenure Type	Activity Type	IDIS Activity	Activity Address	Activity Status	Status Date	Total Units	Home Units	Initial Funding Date	Committed Amount	Drawn Amount	PCT
Homeowner Rehab	REHABILITATION	17143	22150 Flathead Rd , Apple Valley CA, 92307	Canceled	01/05/07	0	0	0.00	\$0.00	\$0.00	0.00%
Homeowner Rehab	REHABILITATION	17865	13575 Kiowa Rd , Apple Valley CA, 92308	Completed	10/19/07	0	0	0.00	\$16,958.00	\$16,958.00	100.00%
Homeowner Rehab	REHABILITATION	17866	22241 Nisqually Rd Spc 165 , Apple Valley CA, 92308	Completed	10/19/07	0	0	0.00	\$15,086.00	\$15,086.00	100.00%
Homeowner Rehab	REHABILITATION	17869	21431 Pine Ridge Ave , Apple Valley CA, 92307	Completed	10/19/07	0	0	0.00	\$13,583.00	\$13,583.00	100.00%
Homeowner Rehab	REHABILITATION	17873	14301 Jicarilla Rd , Apple Valley CA, 92307	Completed	10/19/07	0	0	0.00	\$12,346.00	\$12,346.00	100.00%
Homeowner Rehab	REHABILITATION	17877	11204 Dolphin Ave , Apple Valley CA, 92308	Completed	09/14/07	0	0	0.00	\$5,062.00	\$5,062.00	100.00%
Homeowner Rehab	REHABILITATION	17878	11414 Serra Rd Spc 12 , Apple Valley CA, 92308	Completed	10/19/07	0	0	0.00	\$8,983.00	\$8,983.00	100.00%
Homeowner Rehab	REHABILITATION	17953	11850 Running Deer Rd , Apple Valley CA, 92308	Completed	10/10/07	0	0	0.00	\$2,927.00	\$2,927.00	100.00%



Town of Apple Valley

**IDIS Report – PR 23**

**CDBG & HOME Summary of Accomplishments**



U.S. Department of Housing and Urban Development  
 Office of Community Planning and Development  
 Integrated Disbursement and Information System  
 CDBG Summary of Accomplishments  
 Program Year: 2018

DATE: 09-27-19  
 TIME: 11:25  
 PAGE: 1

APPLE VALLEY

Count of CDBG Activities with Disbursements by Activity Group & Matrix Code

Activity Group	Activity Category	Open Count	Open Activities Disbursed	Completed Count	Completed Activities Disbursed	Program Year Count	Total Activities Disbursed
Acquisition	Disposition (02)	1	\$0.00	0	\$0.00	1	\$0.00
	Total Acquisition	1	\$0.00	0	\$0.00	1	\$0.00
Economic Development	Rehab; Publicly or Privately-Owned Commercial/Industrial (14E)	1	\$0.00	0	\$0.00	1	\$0.00
	Micro-Enterprise Assistance (18C)	2	\$0.00	0	\$0.00	2	\$0.00
	Total Economic Development	3	\$0.00	0	\$0.00	3	\$0.00
Housing	Rehab; Single-Unit Residential (14A)	3	\$32,716.89	13	\$255,951.51	16	\$288,668.40
	Rehab; Multi-Unit Residential (14B)	1	\$3,841.96	0	\$0.00	1	\$3,841.96
	Rehabilitation Administration (14H)	2	\$71,913.13	1	\$8,314.39	3	\$80,227.52
	Code Enforcement (15)	1	\$26,371.30	1	\$19,473.89	2	\$45,845.19
	Total Housing	7	\$134,843.28	15	\$283,739.79	22	\$418,583.07
Public Facilities and Improvements	Parks, Recreational Facilities (03F)	5	\$35,010.50	2	\$91,955.94	7	\$126,966.44
	Water/Sewer Improvements (03J)	1	\$142,273.08	0	\$0.00	1	\$142,273.08
	Total Public Facilities and Improvements	6	\$177,283.58	2	\$91,955.94	8	\$269,239.52
Public Services	Operating Costs of Homeless/AIDS Patients Programs (03T)	0	\$0.00	3	\$21,980.79	3	\$21,980.79
	Senior Services (05A)	1	\$9,500.00	1	\$204.36	2	\$9,704.36
	Services for victims of domestic violence, dating violence, sexual assault or stalking (05G)	0	\$0.00	2	\$11,051.68	2	\$11,051.68
	Fair Housing Activities (if CDBG, then subject to 15% cap) (05J)	0	\$0.00	1	\$30,000.00	1	\$30,000.00
	Child Care Services (05L)	0	\$0.00	2	\$16,899.79	2	\$16,899.79
	Health Services (05M)	0	\$0.00	1	\$7,358.80	1	\$7,358.80
	Total Public Services	1	\$9,500.00	10	\$87,495.42	11	\$96,995.42
	General Administration and Planning	0	\$0.00	1	\$151,197.00	1	\$151,197.00
General Administration and Planning	General Program Administration (21A)	0	\$0.00	1	\$151,197.00	1	\$151,197.00
	Total General Administration and Planning	0	\$0.00	1	\$151,197.00	1	\$151,197.00
Grand Total		18	\$321,626.86	28	\$614,388.15	46	\$936,015.01



U.S. Department of Housing and Urban Development  
 Office of Community Planning and Development  
 Integrated Disbursement and Information System  
 CDBG Summary of Accomplishments  
 Program Year: 2018

DATE: 09-27-19  
 TIME: 11:25  
 PAGE: 2

APPLE VALLEY

CDBG Sum of Actual Accomplishments by Activity Group and Accomplishment Type

Activity Group	Matrix Code	Accomplishment Type	Open Count	Completed Count	Program Year Totals
Acquisition	Disposition (02)	Housing Units	0	0	0
	Total Acquisition		0	0	0
Economic Development	Rehab; Publicly or Privately-Owned Commercial/Industrial (14E)	Business	0	0	0
	Micro-Enterprise Assistance (18C)	Business	0	0	0
		Jobs	0	0	0
	Total Economic Development		0	0	0
Housing	Rehab; Single-Unit Residential (14A)	Housing Units	3	14	17
	Rehab; Multi-Unit Residential (14B)	Housing Units	3	0	3
	Rehabilitation Administration (14H)	Housing Units	0	1	1
	Code Enforcement (15)	Persons	34,805	69,610	104,415
	Total Housing		34,811	69,625	104,436
Public Facilities and Improvements	Parks, Recreational Facilities (03F)	Public Facilities	241,210	175,338	416,548
	Water/Sewer Improvements (03J)	Persons	2,555	0	2,555
	Total Public Facilities and Improvements		243,765	175,338	419,103
Public Services	Operating Costs of Homeless/AIDS Patients Programs (03T)	Persons	0	111	111
	Senior Services (05A)	Persons	54	51	105
	Services for victims of domestic violence, dating violence, sexual assault or stalking (05G)	Persons	0	23	23
	Fair Housing Activities (if CDBG, then subject to 15% cap) (05J)	Persons	0	580	580
	Child Care Services (05L)	Persons	0	490	490
	Health Services (05M)	Persons	0	307	307
	Total Public Services		54	1,562	1,616
Grand Total			278,630	246,525	525,155



APPLE VALLEY

CDBG Beneficiaries by Racial / Ethnic Category

Housing-Non Housing	Race	Total Persons	Total Hispanic		Total Hispanic Households
			Persons	Total Households	
Housing	White	0	0	13	1
	Black/African American	0	0	3	0
	American Indian/Alaskan Native & White	0	0	1	0
	Black/African American & White	0	0	1	0
	Other multi-racial	0	0	4	3
	<b>Total Housing</b>	<b>0</b>	<b>0</b>	<b>22</b>	<b>4</b>
Non Housing	White	981	483	0	0
	Black/African American	374	16	0	0
	Asian	12	0	0	0
	American Indian/Alaskan Native	18	4	0	0
	American Indian/Alaskan Native & White	13	10	0	0
	Asian & White	9	0	0	0
	Black/African American & White	30	0	0	0
	Amer. Indian/Alaskan Native & Black/African Amer.	4	1	0	0
	Other multi-racial	175	121	0	0
	<b>Total Non Housing</b>	<b>1,616</b>	<b>635</b>	<b>0</b>	<b>0</b>
Grand Total	White	981	483	13	1
	Black/African American	374	16	3	0
	Asian	12	0	0	0
	American Indian/Alaskan Native	18	4	0	0
	American Indian/Alaskan Native & White	13	10	1	0
	Asian & White	9	0	0	0
	Black/African American & White	30	0	1	0
	Amer. Indian/Alaskan Native & Black/African Amer.	4	1	0	0
	Other multi-racial	175	121	4	3
	<b>Total Grand Total</b>	<b>1,616</b>	<b>635</b>	<b>22</b>	<b>4</b>



APPLE VALLEY

CDBG Beneficiaries by Income Category

	Income Levels	Owner Occupied	Renter Occupied	Persons
Housing	Extremely Low (<=30%)	1	0	0
	Low (>30% and <=50%)	3	0	0
	Mod (>50% and <=80%)	12	0	0
	Total Low-Mod	16	0	0
	Non Low-Mod (>80%)	1	0	0
	Total Beneficiaries	17	0	0
Non Housing	Extremely Low (<=30%)	0	0	1,067
	Low (>30% and <=50%)	0	0	342
	Mod (>50% and <=80%)	0	0	104
	Total Low-Mod	0	0	1,513
	Non Low-Mod (>80%)	0	0	52
	Total Beneficiaries	0	0	1,565



Program Year: 2018  
 Start Date 01-Jul-2018 - End Date 30-Jun-2019  
 APPLE VALLEY CONSORTIUM  
 Home Disbursements and Unit Completions

Activity Type	Disbursed Amount	Units Completed	Units Occupied
Existing Homeowners	\$153,986.35	8	8
Total, Homebuyers and Homeowners	\$153,986.35	8	8
<b>Grand Total</b>	<b>\$153,986.35</b>	<b>8</b>	<b>8</b>

Home Unit Completions by Percent of Area Median Income

Activity Type						Units Completed	
	0% - 30%	31% - 50%	51% - 60%	61% - 80%	Total 0% - 60%	Total 0% - 80%	
Existing Homeowners	1	3	1	3	5	8	
Total, Homebuyers and Homeowners	1	3	1	3	5	8	
<b>Grand Total</b>	<b>1</b>	<b>3</b>	<b>1</b>	<b>3</b>	<b>5</b>	<b>8</b>	

Home Unit Reported As Vacant

Activity Type	Reported as Vacant
Existing Homeowners	0
Total, Homebuyers and Homeowners	0
<b>Grand Total</b>	<b>0</b>



Program Year: 2018

Start Date 01-Jul-2018 - End Date 30-Jun-2019

APPLE VALLEY CONSORTIUM

Home Unit Completions by Racial / Ethnic Category

Existing Homeowners

	Units Completed	Units Completed - Hispanics
White	6	1
Black/African American	1	0
Other multi-racial	1	1
<b>Total</b>	<b>8</b>	<b>2</b>

Total, Homebuyers and Homeowners

Grand Total

	Units Completed	Units Completed - Hispanics	Units Completed	Units Completed - Hispanics
White	6	1	6	1
Black/African American	1	0	1	0
Other multi-racial	1	1	1	1
<b>Total</b>	<b>8</b>	<b>2</b>	<b>8</b>	<b>2</b>





Town of Apple Valley

**IDIS Report – PR 25**

**Status of CHDO Funds by Fiscal Year Report**



U.S. Department of Housing and Urban Development  
 Office of Community Planning and Development  
 Integrated Disbursement and Information System  
 PR 25 - Status of CHDO Funds by Fiscal Year Report  
 APPLE VALLEY CONSORTIUM, CA

DATE: 09-27-19  
 TIME: 11:27  
 PAGE: 1

**Funds Not Subgranted To CHDOS**

Fiscal Year	Fund Type	Balance to Reserve
2018	CHDO RESERVE CR	\$115,898.85
<b>Total For 2018 Funds (CR+CC+CL)</b>		<b>\$115,898.85</b>
<b>Total For 2018 Funds (CO)</b>		<b>\$0.00</b>

**Funds Not Subgranted To CHDOS**

Fiscal Year	Fund Type	Balance to Reserve
2017	CHDO RESERVE CR	\$80,266.95
<b>Total For 2017 Funds (CR+CC+CL)</b>		<b>\$80,266.95</b>
<b>Total For 2017 Funds (CO)</b>		<b>\$0.00</b>

**Funds Not Subgranted To CHDOS**

Fiscal Year	Fund Type	Balance to Reserve
2016	CHDO RESERVE CR	\$80,754.75
<b>Total For 2016 Funds (CR+CC+CL)</b>		<b>\$80,754.75</b>
<b>Total For 2016 Funds (CO)</b>		<b>\$0.00</b>

**Funds Subgranted To CHDOS**

Fiscal Year	CHDO Name	Fund Type	Amount Reserved	Amount Committed	Balance to Commit	% Committed Reserved	Amount Disbursed	% Disbursed Committed
2015	Coachella Valley Housing Coalition	CR	\$200,000.00	\$200,000.00	--	100.0%	\$0.00	0.0%
	National Community Renaissance (National Core)	CR	\$225,720.00	\$0.00	--	0.0%	\$0.00	
<b>Fund Type Total for 2015</b>		<b>CR</b>	<b>\$425,720.00</b>	<b>\$200,000.00</b>	<b>\$0.00</b>	<b>47.0%</b>	<b>\$0.00</b>	<b>0.0%</b>
<b>Total For 2015 Funds (CR+CC+CL)</b>			<b>\$425,720.00</b>					
<b>Total For 2015 Funds (CO)</b>			<b>\$0.00</b>					



U.S. Department of Housing and Urban Development  
 Office of Community Planning and Development  
 Integrated Disbursement and Information System  
 PR 25 - Status of CHDO Funds by Fiscal Year Report  
 APPLE VALLEY CONSORTIUM, CA

DATE: 09-27-19  
 TIME: 11:27  
 PAGE: 2

**Funds Subgranted To CHDOS**

Fiscal Year	CHDO Name	Fund Type	Amount	Amount	Balance	%	Amount	%
			Reserved	Committed	to	Committed	Disbursed	Committed
2014	National Community Renaissance (National Core)	CR	\$89,798.90	\$89,798.90	--	100.0%	\$89,798.90	100.0%
<b>Fund Type Total for 2014</b>			<b>\$89,798.90</b>	<b>\$89,798.90</b>	<b>\$0.00</b>	<b>100.0%</b>	<b>\$89,798.90</b>	<b>100.0%</b>
<b>Total For 2014 Funds (CR+CC+CL)</b>			<b>\$89,798.90</b>					
<b>Total For 2014 Funds (CO)</b>			<b>\$0.00</b>					

**Funds Subgranted To CHDOS**

Fiscal Year	CHDO Name	Fund Type	Amount	Amount	Balance	%	Amount	%
			Reserved	Committed	to	Committed	Disbursed	Committed
2013	National Community Renaissance (National Core)	CR	\$323,762.05	\$323,762.05	--	100.0%	\$323,762.05	100.0%
	Neighborhood Housing Services of the Inland Empire (NHSIE)	CR	\$95,943.00	\$95,943.00	--	100.0%	\$95,943.00	100.0%
<b>Fund Type Total for 2013</b>			<b>\$419,705.05</b>	<b>\$419,705.05</b>	<b>\$0.00</b>	<b>100.0%</b>	<b>\$419,705.05</b>	<b>100.0%</b>
<b>Total For 2013 Funds (CR+CC+CL)</b>			<b>\$419,705.05</b>					
<b>Total For 2013 Funds (CO)</b>			<b>\$0.00</b>					

**Funds Subgranted To CHDOS**

Fiscal Year	CHDO Name	Fund Type	Amount	Amount	Balance	%	Amount	%
			Reserved	Committed	to	Committed	Disbursed	Committed
2012	AOF/GOLDEN STATE COMMUNITY DEVELOPMENT CORPORATION	CR	\$9,673.63	\$9,673.63	--	100.0%	\$9,673.63	100.0%
	Neighborhood Partnership Housing Services, Inc. (NPHS)	CR	\$38,767.78	\$38,767.78	--	100.0%	\$38,767.78	100.0%
<b>Fund Type Total for 2012</b>			<b>\$48,441.41</b>	<b>\$48,441.41</b>	<b>\$0.00</b>	<b>100.0%</b>	<b>\$48,441.41</b>	<b>100.0%</b>
<b>Total For 2012 Funds (CR+CC+CL)</b>			<b>\$48,441.41</b>					
<b>Total For 2012 Funds (CO)</b>			<b>\$0.00</b>					



U.S. Department of Housing and Urban Development  
 Office of Community Planning and Development  
 Integrated Disbursement and Information System  
 PR 25 - Status of CHDO Funds by Fiscal Year Report  
 APPLE VALLEY CONSORTIUM, CA

DATE: 09-27-19  
 TIME: 11:27  
 PAGE: 3

**Funds Subgranted To CHDOS**

Fiscal Year	CHDO Name	Fund Type	Amount	Amount	Balance	%	Amount	%
			Reserved	Committed	to	Committed	Disbursed	Disbursed
2011	AOF/GOLDEN STATE COMMUNITY DEVELOPMENT CORPORATION	CR	\$37,642.00	\$37,642.00	--	100.0%	\$37,642.00	100.0%
	Neighborhood Partnership Housing Services, Inc. (NPHS)	CR	\$53,383.10	\$53,383.10	--	100.0%	\$53,383.10	100.0%
	<b>Fund Type Total for 2011</b>	<b>CR</b>	<b>\$91,025.10</b>	<b>\$91,025.10</b>	<b>\$0.00</b>	<b>100.0%</b>	<b>\$91,025.10</b>	<b>100.0%</b>
<b>Total For 2011 Funds (CR+CC+CL)</b>			<b>\$91,025.10</b>					
<b>Total For 2011 Funds (CO)</b>			<b>\$0.00</b>					

**Funds Subgranted To CHDOS**

Fiscal Year	CHDO Name	Fund Type	Amount	Amount	Balance	%	Amount	%
			Reserved	Committed	to	Committed	Disbursed	Disbursed
2010	Neighborhood Partnership Housing Services, Inc. (NPHS)	CR	\$103,494.15	\$103,494.15	--	100.0%	\$103,494.15	100.0%
	<b>Fund Type Total for 2010</b>	<b>CR</b>	<b>\$103,494.15</b>	<b>\$103,494.15</b>	<b>\$0.00</b>	<b>100.0%</b>	<b>\$103,494.15</b>	<b>100.0%</b>
<b>Total For 2010 Funds (CR+CC+CL)</b>			<b>\$103,494.15</b>					
<b>Total For 2010 Funds (CO)</b>			<b>\$0.00</b>					

**Funds Subgranted To CHDOS**

Fiscal Year	CHDO Name	Fund Type	Amount	Amount	Balance	%	Amount	%
			Reserved	Committed	to	Committed	Disbursed	Disbursed
2009	AOF/GOLDEN STATE COMMUNITY DEVELOPMENT CORP.	CR	\$104,330.55	\$104,330.55	--	100.0%	\$104,330.55	100.0%
	<b>Fund Type Total for 2009</b>	<b>CR</b>	<b>\$104,330.55</b>	<b>\$104,330.55</b>	<b>\$0.00</b>	<b>100.0%</b>	<b>\$104,330.55</b>	<b>100.0%</b>
<b>Total For 2009 Funds (CR+CC+CL)</b>			<b>\$104,330.55</b>					
<b>Total For 2009 Funds (CO)</b>			<b>\$0.00</b>					

**Funds Subgranted To CHDOS**

Fiscal Year	CHDO Name	Fund Type	Amount	Amount	Balance	%	Amount	%
			Reserved	Committed	to	Committed	Disbursed	Disbursed
2008	AOF/GOLDEN STATE COMMUNITY DEVELOPMENT CORP.	CR	\$93,827.40	\$93,827.40	--	100.0%	\$93,827.40	100.0%
	<b>Fund Type Total for 2008</b>	<b>CR</b>	<b>\$93,827.40</b>	<b>\$93,827.40</b>	<b>\$0.00</b>	<b>100.0%</b>	<b>\$93,827.40</b>	<b>100.0%</b>
<b>Total For 2008 Funds (CR+CC+CL)</b>			<b>\$93,827.40</b>					
<b>Total For 2008 Funds (CO)</b>			<b>\$0.00</b>					



U.S. Department of Housing and Urban Development  
 Office of Community Planning and Development  
 Integrated Disbursement and Information System  
 PR 25 - Status of CHDO Funds by Fiscal Year Report  
 APPLE VALLEY CONSORTIUM, CA

DATE: 09-27-19  
 TIME: 11:27  
 PAGE: 4

**Funds Subgranted To CHDOS**

Fiscal Year	CHDO Name	Fund Type	Amount	Amount	Balance	%	Amount	%	
			Reserved	Committed	to Commit	Committed Reserved	Disbursed	Disbursed Committed	
2007	AOF/GOLDEN STATE COMMUNITY DEVELOPMENT CORP.	CR	\$97,057.20	\$97,057.20	--	100.0%	\$97,057.20	100.0%	
<b>Fund Type Total for 2007</b>		<b>CR</b>	<b>\$97,057.20</b>	<b>\$97,057.20</b>	<b>\$0.00</b>	<b>100.0%</b>	<b>\$97,057.20</b>	<b>100.0%</b>	
<b>Total For 2007 Funds (CR+CC+CL)</b>			<b>\$97,057.20</b>						
<b>Total For 2007 Funds (CO)</b>			<b>\$0.00</b>						

**Funds Subgranted To CHDOS**

Fiscal Year	CHDO Name	Fund Type	Amount	Amount	Balance	%	Amount	%	
			Reserved	Committed	to Commit	Committed Reserved	Disbursed	Disbursed Committed	
2006	AOF/GOLDEN STATE COMMUNITY DEVELOPMENT CORP.	CR	\$97,569.00	\$97,569.00	--	100.0%	\$97,569.00	100.0%	
<b>Fund Type Total for 2006</b>		<b>CR</b>	<b>\$97,569.00</b>	<b>\$97,569.00</b>	<b>\$0.00</b>	<b>100.0%</b>	<b>\$97,569.00</b>	<b>100.0%</b>	
<b>Total For 2006 Funds (CR+CC+CL)</b>			<b>\$97,569.00</b>						
<b>Total For 2006 Funds (CO)</b>			<b>\$0.00</b>						

**Funds Subgranted To CHDOS**

Fiscal Year	CHDO Name	Fund Type	Amount	Amount	Balance	%	Amount	%	
			Reserved	Committed	to Commit	Committed Reserved	Disbursed	Disbursed Committed	
2005	AOF/GOLDEN STATE COMMUNITY DEVELOPMENT CORP.	CR	\$103,000.35	\$103,000.35	--	100.0%	\$103,000.35	100.0%	
<b>Fund Type Total for 2005</b>		<b>CR</b>	<b>\$103,000.35</b>	<b>\$103,000.35</b>	<b>\$0.00</b>	<b>100.0%</b>	<b>\$103,000.35</b>	<b>100.0%</b>	
<b>Total For 2005 Funds (CR+CC+CL)</b>			<b>\$103,000.35</b>						
<b>Total For 2005 Funds (CO)</b>			<b>\$0.00</b>						

**Funds Subgranted To CHDOS**

Fiscal Year	CHDO Name	Fund Type	Amount	Amount	Balance	%	Amount	%	
			Reserved	Committed	to Commit	Committed Reserved	Disbursed	Disbursed Committed	
2004	HOUSING PARTNERS INC	CL	\$27,531.20	\$27,531.20	--	100.0%	\$27,531.20	100.0%	
<b>Fund Type Total for 2004</b>		<b>CL</b>	<b>\$27,531.20</b>	<b>\$27,531.20</b>	<b>\$0.00</b>	<b>100.0%</b>	<b>\$27,531.20</b>	<b>100.0%</b>	
	VICTOR VALLEY DOMESTIC VIOLENCE, INC.	CR	\$81,070.00	\$81,070.00	--	100.0%	\$81,070.00	100.0%	
<b>Fund Type Total for 2004</b>		<b>CR</b>	<b>\$81,070.00</b>	<b>\$81,070.00</b>	<b>\$0.00</b>	<b>100.0%</b>	<b>\$81,070.00</b>	<b>100.0%</b>	
<b>Total For 2004 Funds (CR+CC+CL)</b>			<b>\$108,601.20</b>						
<b>Total For 2004 Funds (CO)</b>			<b>\$0.00</b>						



U.S. Department of Housing and Urban Development  
Office of Community Planning and Development  
Integrated Disbursement and Information System  
PR 25 - Status of CHDO Funds by Fiscal Year Report  
APPLE VALLEY CONSORTIUM, CA

DATE: 09-27-19  
TIME: 11:27  
PAGE: 5

---

<b>Total For All Years ( Subgranted to CHDOS )</b>	<b>\$1,782,570.31</b>
<b>Total For All Years ( Not Subgranted to CHDOS )</b>	<b>\$276,920.55</b>
<b>Grand Total</b>	<b>\$2,059,490.86</b>



Town of Apple Valley

**IDIS Report – PR 26**

**CDBG Financial Summary Report**



Office of Community Planning and Development  
 U.S. Department of Housing and Urban Development  
 Integrated Disbursement and Information System  
 PR26 - CDBG Financial Summary Report  
 Program Year 2018  
 APPLE VALLEY , CA

DATE: 09-27-19  
 TIME: 11:17  
 PAGE: 1

PART I: SUMMARY OF CDBG RESOURCES

01 UNEXPENDED CDBG FUNDS AT END OF PREVIOUS PROGRAM YEAR	872,614.55
02 ENTITLEMENT GRANT	624,925.00
03 SURPLUS URBAN RENEWAL	0.00
04 SECTION 108 GUARANTEED LOAN FUNDS	0.00
05 CURRENT YEAR PROGRAM INCOME	162,136.77
05a CURRENT YEAR SECTION 108 PROGRAM INCOME (FOR SI TYPE)	0.00
06 FUNDS RETURNED TO THE LINE-OF-CREDIT	0.00
06a FUNDS RETURNED TO THE LOCAL CDBG ACCOUNT	0.00
07 ADJUSTMENT TO COMPUTE TOTAL AVAILABLE	0.00
08 TOTAL AVAILABLE (SUM, LINES 01-07)	1,659,676.32

PART II: SUMMARY OF CDBG EXPENDITURES

09 DISBURSEMENTS OTHER THAN SECTION 108 REPAYMENTS AND PLANNING/ADMINISTRATION	784,818.01
10 ADJUSTMENT TO COMPUTE TOTAL AMOUNT SUBJECT TO LOW/MOD BENEFIT	0.00
11 AMOUNT SUBJECT TO LOW/MOD BENEFIT (LINE 09 + LINE 10)	784,818.01
12 DISBURSED IN IDIS FOR PLANNING/ADMINISTRATION	151,197.00
13 DISBURSED IN IDIS FOR SECTION 108 REPAYMENTS	0.00
14 ADJUSTMENT TO COMPUTE TOTAL EXPENDITURES	(960.36)
15 TOTAL EXPENDITURES (SUM, LINES 11-14)	935,054.65
16 UNEXPENDED BALANCE (LINE 08 - LINE 15)	724,621.67

PART III: LOWMOD BENEFIT THIS REPORTING PERIOD

17 EXPENDED FOR LOW/MOD HOUSING IN SPECIAL AREAS	0.00
18 EXPENDED FOR LOW/MOD MULTI-UNIT HOUSING	0.00
19 DISBURSED FOR OTHER LOW/MOD ACTIVITIES	780,976.05
20 ADJUSTMENT TO COMPUTE TOTAL LOW/MOD CREDIT	0.00
21 TOTAL LOW/MOD CREDIT (SUM, LINES 17-20)	780,976.05
22 PERCENT LOW/MOD CREDIT (LINE 21/LINE 11)	99.51%

LOW/MOD BENEFIT FOR MULTI-YEAR CERTIFICATIONS

23 PROGRAM YEARS(PY) COVERED IN CERTIFICATION	PY: PY: PY:
24 CUMULATIVE NET EXPENDITURES SUBJECT TO LOW/MOD BENEFIT CALCULATION	0.00
25 CUMULATIVE EXPENDITURES BENEFITING LOW/MOD PERSONS	0.00
26 PERCENT BENEFIT TO LOW/MOD PERSONS (LINE 25/LINE 24)	0.00%

PART IV: PUBLIC SERVICE (PS) CAP CALCULATIONS

27 DISBURSED IN IDIS FOR PUBLIC SERVICES	96,995.42
28 PS UNLIQUIDATED OBLIGATIONS AT END OF CURRENT PROGRAM YEAR	0.00
29 PS UNLIQUIDATED OBLIGATIONS AT END OF PREVIOUS PROGRAM YEAR	204.36
30 ADJUSTMENT TO COMPUTE TOTAL PS OBLIGATIONS	0.00
31 TOTAL PS OBLIGATIONS (LINE 27 + LINE 28 - LINE 29 + LINE 30)	96,791.06
32 ENTITLEMENT GRANT	624,925.00
33 PRIOR YEAR PROGRAM INCOME	226,154.48
34 ADJUSTMENT TO COMPUTE TOTAL SUBJECT TO PS CAP	0.00
35 TOTAL SUBJECT TO PS CAP (SUM, LINES 32-34)	851,079.48
36 PERCENT FUNDS OBLIGATED FOR PS ACTIVITIES (LINE 31/LINE 35)	11.37%

PART V: PLANNING AND ADMINISTRATION (PA) CAP

37 DISBURSED IN IDIS FOR PLANNING/ADMINISTRATION	151,197.00
38 PA UNLIQUIDATED OBLIGATIONS AT END OF CURRENT PROGRAM YEAR	0.00
39 PA UNLIQUIDATED OBLIGATIONS AT END OF PREVIOUS PROGRAM YEAR	0.00
40 ADJUSTMENT TO COMPUTE TOTAL PA OBLIGATIONS	6,215.00
41 TOTAL PA OBLIGATIONS (LINE 37 + LINE 38 - LINE 39 +LINE 40)	157,412.00
42 ENTITLEMENT GRANT	624,925.00
43 CURRENT YEAR PROGRAM INCOME	162,136.77
44 ADJUSTMENT TO COMPUTE TOTAL SUBJECT TO PA CAP	0.00
45 TOTAL SUBJECT TO PA CAP (SUM, LINES 42-44)	787,061.77
46 PERCENT FUNDS OBLIGATED FOR PA ACTIVITIES (LINE 41/LINE 45)	20.00%





Office of Community Planning and Development  
 U.S. Department of Housing and Urban Development  
 Integrated Disbursement and Information System  
 PR26 - CDBG Financial Summary Report  
 Program Year 2018  
 APPLE VALLEY , CA

DATE: 09-27-19  
 TIME: 11:17  
 PAGE: 2

LINE 17 DETAIL: ACTIVITIES TO CONSIDER IN DETERMINING THE AMOUNT TO ENTER ON LINE 17

Report returned no data.

LINE 18 DETAIL: ACTIVITIES TO CONSIDER IN DETERMINING THE AMOUNT TO ENTER ON LINE 18

Plan Year	IDIS Project	IDIS Activity	Activity Name	Matrix Code	National Objective	Drawn Amount
2017	16	812	Jones, K	14B	LMH	\$3,841.96
				14B	Matrix Code	\$3,841.96
Total						\$3,841.96

LINE 19 DETAIL: ACTIVITIES INCLUDED IN THE COMPUTATION OF LINE 19

Plan Year	IDIS Project	IDIS Activity	Voucher Number	Activity Name	Matrix Code	National Objective	Drawn Amount
2013	4	531	6200913	James Woody Park Picnic Structures	03F	LMA	\$6,971.00
2015	3	624	6257465	James Woody Park- walks and amenities	03F	LMA	\$975.00
2015	3	624	6258795	James Woody Park- walks and amenities	03F	LMA	\$24,350.00
2017	14	752	6241360	JW Park, Playground Structure Replacement	03F	LMA	\$80,024.94
2017	14	752	6257464	JW Park, Playground Structure Replacement	03F	LMA	\$4,960.00
2018	18	822	6279609	Mendel Park Restroom Project	03F	LMA	\$4,578.00
2018	18	822	6300504	Mendel Park Restroom Project	03F	LMA	\$4,725.00
2018	20	824	6300505	James Woody Park Security Cameras	03F	LMA	\$382.50
					03F	Matrix Code	\$126,966.44
2018	30	813	6260738	Jess Ranch Manholes	03J	LMA	\$38,541.08
2018	30	813	6270478	Jess Ranch Manholes	03J	LMA	\$101,042.00
2018	30	813	6300506	Jess Ranch Manholes	03J	LMA	\$2,690.00
					03J	Matrix Code	\$142,273.08
2018	9	793	6242148	Social Science Services, Inc. dba Cedar House Life Change Center (CHLCC) - Oasis House	03T	LMC	\$1,750.70
2018	9	793	6257461	Social Science Services, Inc. dba Cedar House Life Change Center (CHLCC) - Oasis House	03T	LMC	\$2,475.66
2018	9	793	6272085	Social Science Services, Inc. dba Cedar House Life Change Center (CHLCC) - Oasis House	03T	LMC	\$1,504.43
2018	15	797	6241357	High Desert Homeless Services, Inc. - Shelter & Shelter Related Services	03T	LMC	\$3,750.00
2018	15	797	6257463	High Desert Homeless Services, Inc. - Shelter & Shelter Related Services	03T	LMC	\$3,750.00
2018	15	797	6279603	High Desert Homeless Services, Inc. - Shelter & Shelter Related Services	03T	LMC	\$2,501.40
2018	15	797	6305703	High Desert Homeless Services, Inc. - Shelter & Shelter Related Services	03T	LMC	\$4,998.60
2018	17	799	6242155	Streams in the Desert Foundation dba High Desert Community Foundation - Orenda Veterans Project	03T	LMC	\$1,250.00
					03T	Matrix Code	\$21,980.79
2017	6	744	6196526	Senior/Adult Disabled Needs Program	05A	LMC	\$204.36
2018	8	792	6242146	Victor Valley Community Services Council - Senior and Disabled Needs Program	05A	LMC	\$2,183.16
2018	8	792	6257460	Victor Valley Community Services Council - Senior and Disabled Needs Program	05A	LMC	\$2,446.55
2018	8	792	6279601	Victor Valley Community Services Council - Senior and Disabled Needs Program	05A	LMC	\$2,754.04
2018	8	792	6308781	Victor Valley Community Services Council - Senior and Disabled Needs Program	05A	LMC	\$2,116.25
					05A	Matrix Code	\$9,704.36
2018	5	791	6241355	Family Assistance Program - Transitional Housing	05G	LMC	\$2,828.91
2018	5	791	6257459	Family Assistance Program - Transitional Housing	05G	LMC	\$1,452.45
2018	5	791	6279599	Family Assistance Program - Transitional Housing	05G	LMC	\$2,004.49
2018	5	791	6305705	Family Assistance Program - Transitional Housing	05G	LMC	\$1,693.06



Office of Community Planning and Development  
 U.S. Department of Housing and Urban Development  
 Integrated Disbursement and Information System  
 PR26 - CDBG Financial Summary Report  
 Program Year 2018  
 APPLE VALLEY , CA

DATE: 09-27-19  
 TIME: 11:17  
 PAGE: 3

Plan Year	IDIS Project	IDIS Activity	Voucher Number	Activity Name	Matrix Code	National Objective	Drawn Amount
2018	13	795	6258796	Victor Valley Domestic Violence, Inc. "A Better Way" - Shelter and Outreach Services	05G	LMC	\$3,072.77
					05G	Matrix Code	\$11,051.68
2018	16	798	6241358	Inland Fair Housing and Mediation Board - Fair Housing (AFFH) Services	05J	LMC	\$9,745.60
2018	16	798	6261270	Inland Fair Housing and Mediation Board - Fair Housing (AFFH) Services	05J	LMC	\$11,456.74
2018	16	798	6279604	Inland Fair Housing and Mediation Board - Fair Housing (AFFH) Services	05J	LMC	\$2,594.51
2018	16	798	6298488	Inland Fair Housing and Mediation Board - Fair Housing (AFFH) Services	05J	LMC	\$3,174.34
2018	16	798	6305704	Inland Fair Housing and Mediation Board - Fair Housing (AFFH) Services	05J	LMC	\$3,028.81
					05J	Matrix Code	\$30,000.00
2018	4	790	6257458	Assistance League of Victor Valley - Operation School Bell	05L	LMC	\$12,500.00
2018	14	796	6241356	The Church for Whosoever - CFW Literacy Center	05L	LMC	\$50.10
2018	14	796	6257462	The Church for Whosoever - CFW Literacy Center	05L	LMC	\$1,316.40
2018	14	796	6272084	The Church for Whosoever - CFW Literacy Center	05L	LMC	\$1,620.72
2018	14	796	6308046	The Church for Whosoever - CFW Literacy Center	05L	LMC	\$1,412.57
					05L	Matrix Code	\$16,899.79
2018	12	794	6242153	Moses House Ministries - Resources and Referrals for Families	05M	LMC	\$2,684.75
2018	12	794	6308045	Moses House Ministries - Resources and Referrals for Families	05M	LMC	\$4,674.05
					05M	Matrix Code	\$7,358.80
2016	4	787	6242786	Love, W.	14A	LMH	\$43,294.33
2016	4	806	6242813	Castaneda, M & G	14A	LMH	\$41,635.81
2016	4	806	6259901	Castaneda, M & G	14A	LMH	\$157.50
2016	4	806	6260882	Castaneda, M & G	14A	LMH	\$1,629.18
2016	4	806	6303883	Castaneda, M & G	14A	LMH	\$77.58
2016	4	807	6242814	Peterson, D & K	14A	LMH	\$15,458.01
2016	4	807	6258793	Peterson, D & K	14A	LMH	\$13,607.50
2016	4	807	6260879	Peterson, D & K	14A	LMH	\$2,547.21
2016	4	807	6261278	Peterson, D & K	14A	LMH	\$70.00
2016	4	807	6301704	Peterson, D & K	14A	LMH	\$26.28
2016	4	809	6258798	Bernasconi, A.	14A	LMH	\$12,286.19
2016	4	829	6302936	Escalante, J & G	14A	LMH	\$323.74
2016	4	829	6308080	Escalante, J & G	14A	LMH	\$1,680.90
2016	4	830	6303764	De Leon, R & C	14A	LMH	\$9,809.80
2016	10	828	6279615	Ford, N.	14A	LMH	\$1,607.42
2017	16	810	6259665	Castillo, J & F	14A	LMH	\$855.34
2017	16	810	6260876	Castillo, J & F	14A	LMH	\$4,186.20
2017	16	810	6261261	Castillo, J & F	14A	LMH	\$893.00
2017	16	810	6261273	Castillo, J & F	14A	LMH	\$35.00
2017	16	810	6272094	Castillo, J & F	14A	LMH	\$25,485.00
2017	16	810	6303882	Castillo, J & F	14A	LMH	\$899.78
2017	16	814	6260904	Sheridan, P	14A	LMH	\$27,122.58
2017	16	815	6260911	Cota, J.	14A	LMH	\$31,558.82
2017	16	816	6261253	Stafford, H & B	14A	LMH	\$7,341.45
2017	16	816	6261280	Stafford, H & B	14A	LMH	\$140.00
2017	16	816	6279626	Stafford, H & B	14A	LMH	\$18,954.74
2017	16	816	6301805	Stafford, H & B	14A	LMH	\$1,122.00
2017	16	816	6308081	Stafford, H & B	14A	LMH	\$1,499.88
2017	16	817	6261297	Waite, M.	14A	LMH	\$2,046.06
2017	16	817	6303878	Waite, M.	14A	LMH	\$20,662.92
2017	16	818	6261320	Watkins, K.	14A	LMH	\$724.08
2017	16	818	6308082	Watkins, K.	14A	LMH	\$930.10
					14A	Matrix Code	\$288,668.40



Office of Community Planning and Development  
 U.S. Department of Housing and Urban Development  
 Integrated Disbursement and Information System  
 PR26 - CDBG Financial Summary Report  
 Program Year 2018  
 APPLE VALLEY , CA

DATE: 09-27-19  
 TIME: 11:17  
 PAGE: 4

Plan Year	IDIS Project	IDIS Activity	Voucher Number	Activity Name	Matrix Code	National Objective	Drawn Amount
2016	1	678	6242159	AV Rehab Administration 14H	14H	LMH	\$8,314.39
2017	17	754	6242161	AV Rehab Administration 14H	14H	LMC	\$1,360.68
2017	17	754	6259907	AV Rehab Administration 14H	14H	LMC	\$4,365.35
2017	17	754	6260887	AV Rehab Administration 14H	14H	LMC	\$1,176.63
2017	17	754	6260914	AV Rehab Administration 14H	14H	LMC	\$7,589.91
2017	17	754	6298490	AV Rehab Administration 14H	14H	LMC	\$3,342.61
2017	17	754	6303919	AV Rehab Administration 14H	14H	LMC	\$61.74
2017	17	754	6307639	AV Rehab Administration 14H	14H	LMC	\$22,296.00
2017	17	754	6308076	AV Rehab Administration 14H	14H	LMC	\$31,720.21
					14H	Matrix Code	\$80,227.52
2017	12	750	6259737	Low Mod Area, Code Enforcement	15	LMA	\$19,473.89
2018	11	811	6259776	Code Enforcement	15	LMA	\$9,311.09
2018	11	811	6301831	Code Enforcement	15	LMA	\$17,060.21
					15	Matrix Code	\$45,845.19
Total							\$780,976.05

LINE 27 DETAIL: ACTIVITIES INCLUDED IN THE COMPUTATION OF LINE 27

Plan Year	IDIS Project	IDIS Activity	Voucher Number	Activity Name	Matrix Code	National Objective	Drawn Amount
2018	9	793	6242148	Social Science Services, Inc. dba Cedar House Life Change Center (CHLCC) - Oasis House	03T	LMC	\$1,750.70
2018	9	793	6257461	Social Science Services, Inc. dba Cedar House Life Change Center (CHLCC) - Oasis House	03T	LMC	\$2,475.66
2018	9	793	6272085	Social Science Services, Inc. dba Cedar House Life Change Center (CHLCC) - Oasis House	03T	LMC	\$1,504.43
2018	15	797	6241357	High Desert Homeless Services, Inc. - Shelter & Shelter Related Services	03T	LMC	\$3,750.00
2018	15	797	6257463	High Desert Homeless Services, Inc. - Shelter & Shelter Related Services	03T	LMC	\$3,750.00
2018	15	797	6279603	High Desert Homeless Services, Inc. - Shelter & Shelter Related Services	03T	LMC	\$2,501.40
2018	15	797	6305703	High Desert Homeless Services, Inc. - Shelter & Shelter Related Services	03T	LMC	\$4,998.60
2018	17	799	6242155	Streams in the Desert Foundation dba High Desert Community Foundation - Orenda Veterans Project	03T	LMC	\$1,250.00
					03T	Matrix Code	\$21,980.79
2017	6	744	6196526	Senior/Adult Disabled Needs Program	05A	LMC	\$204.36
2018	8	792	6242146	Victor Valley Community Services Council - Senior and Disabled Needs Program	05A	LMC	\$2,183.16
2018	8	792	6257460	Victor Valley Community Services Council - Senior and Disabled Needs Program	05A	LMC	\$2,446.55
2018	8	792	6279601	Victor Valley Community Services Council - Senior and Disabled Needs Program	05A	LMC	\$2,754.04
2018	8	792	6308781	Victor Valley Community Services Council - Senior and Disabled Needs Program	05A	LMC	\$2,116.25
					05A	Matrix Code	\$9,704.36
2018	5	791	6241355	Family Assistance Program - Transitional Housing	05G	LMC	\$2,828.91
2018	5	791	6257459	Family Assistance Program - Transitional Housing	05G	LMC	\$1,452.45
2018	5	791	6279599	Family Assistance Program - Transitional Housing	05G	LMC	\$2,004.49
2018	5	791	6305705	Family Assistance Program - Transitional Housing	05G	LMC	\$1,693.06
2018	13	795	6258796	Victor Valley Domestic Violence, Inc. "A Better Way" - Shelter and Outreach Services	05G	LMC	\$3,072.77
					05G	Matrix Code	\$11,051.68
2018	16	798	6241358	Inland Fair Housing and Mediation Board - Fair Housing (AFFH) Services	05J	LMC	\$9,745.60
2018	16	798	6261270	Inland Fair Housing and Mediation Board - Fair Housing (AFFH) Services	05J	LMC	\$11,456.74





Town of Apple Valley

**IDIS Report – PR 27**  
**Status of HOME Grants Report**



U.S. Department of Housing and Urban Development  
 Office of Community Planning and Development  
 Integrated Disbursement and Information System  
 Status of HOME Grants  
 APPLE VALLEY CONSORTIUM

DATE: 09-27-19  
 TIME: 11:27  
 PAGE: 1

IDIS - PR27

Commitments from Authorized Funds

Fiscal Year	Total Authorization	Admin/CHDO OP Authorization	CR/CL/CC – Amount Committed to CHDOS	% CHDO Cmtd	SU Funds-Subgrants to Other Entities	EN Funds-PJ Committed to Activities	Total Authorized Commitments	% of Auth Cmtd
2004	\$724,008.00	\$72,400.80	\$108,601.20	15.0%	\$0.00	\$543,006.00	\$724,008.00	100.0%
2005	\$686,669.00	\$68,666.90	\$103,000.35	15.0%	\$0.00	\$515,001.75	\$686,669.00	100.0%
2006	\$650,460.00	\$65,046.00	\$97,569.00	15.0%	\$0.00	\$487,845.00	\$650,460.00	100.0%
2007	\$656,951.00	\$25,596.94	\$97,057.20	14.7%	\$0.00	\$534,296.86	\$656,951.00	100.0%
2008	\$629,517.00	\$62,551.60	\$93,827.40	14.9%	\$0.00	\$473,138.00	\$629,517.00	100.0%
2009	\$695,537.00	\$69,553.70	\$104,330.55	15.0%	\$0.00	\$521,652.75	\$695,537.00	100.0%
2010	\$689,961.00	\$68,996.10	\$103,494.15	15.0%	\$0.00	\$517,470.75	\$689,961.00	100.0%
2011	\$606,834.00	\$60,683.40	\$91,025.10	15.0%	\$0.00	\$455,125.50	\$606,834.00	100.0%
2012	\$513,588.00	\$51,358.80	\$48,441.41	9.4%	\$0.00	\$413,787.79	\$513,588.00	100.0%
2013	\$483,072.00	\$48,307.20	\$419,705.05	86.8%	\$0.00	\$15,059.75	\$483,072.00	100.0%
2014	\$504,484.00	\$51,939.00	\$89,798.90	17.8%	\$0.00	\$362,746.10	\$504,484.00	100.0%
2015	\$501,578.00	\$50,157.80	\$200,000.00	39.8%	\$0.00	\$25,700.20	\$275,858.00	54.9%
2016	\$538,365.00	\$53,836.50	\$0.00	0.0%	\$0.00	\$261,543.56	\$315,380.06	58.5%
2017	\$535,113.00	\$53,511.30	\$0.00	0.0%	\$0.00	\$80,266.95	\$133,778.25	25.0%
2018	\$772,659.00	\$77,265.90	\$0.00	0.0%	\$0.00	\$0.00	\$77,265.90	9.9%
<b>Total</b>	<b>\$9,188,796.00</b>	<b>\$879,871.94</b>	<b>\$1,556,850.31</b>	<b>16.9%</b>	<b>\$0.00</b>	<b>\$5,206,640.96</b>	<b>\$7,643,363.21</b>	<b>83.1%</b>



U.S. Department of Housing and Urban Development  
 Office of Community Planning and Development  
 Integrated Disbursement and Information System  
 Status of HOME Grants  
 APPLE VALLEY CONSORTIUM

DATE: 09-27-19  
 TIME: 11:27  
 PAGE: 2

IDIS - PR27

Program Income (PI)

Program Year	Total Receipts	Amount Suballocated to PA	Amount Committed to Activities	% Committed	Net Disbursed	Disbursed Pending Approval	Total Disbursed	% Disbursed
2004	\$0.00	N/A	\$0.00	0.0%	\$0.00	\$0.00	\$0.00	0.0%
2005	\$0.00	N/A	\$0.00	0.0%	\$0.00	\$0.00	\$0.00	0.0%
2006	\$18,745.54	N/A	\$18,745.54	100.0%	\$18,745.54	\$0.00	\$18,745.54	100.0%
2007	\$0.00	N/A	\$0.00	0.0%	\$0.00	\$0.00	\$0.00	0.0%
2008	\$0.00	N/A	\$0.00	0.0%	\$0.00	\$0.00	\$0.00	0.0%
2009	\$18,655.00	N/A	\$18,655.00	100.0%	\$18,655.00	\$0.00	\$18,655.00	100.0%
2010	\$19,800.00	N/A	\$19,800.00	100.0%	\$19,800.00	\$0.00	\$19,800.00	100.0%
2011	\$0.00	N/A	\$0.00	0.0%	\$0.00	\$0.00	\$0.00	0.0%
2012	\$0.00	\$0.00	\$0.00	0.0%	\$0.00	\$0.00	\$0.00	0.0%
2013	\$9,377.00	\$0.00	\$9,377.00	100.0%	\$9,377.00	\$0.00	\$9,377.00	100.0%
2014	\$12,570.00	\$0.00	\$12,570.00	100.0%	\$12,570.00	\$0.00	\$12,570.00	100.0%
2015	\$0.00	\$0.00	\$0.00	0.0%	\$0.00	\$0.00	\$0.00	0.0%
2016	\$496,391.45	\$0.00	\$496,391.45	100.0%	\$496,391.45	\$0.00	\$496,391.45	100.0%
2017	\$97,245.57	\$0.00	\$97,245.57	100.0%	\$97,245.57	\$0.00	\$97,245.57	100.0%
2018	\$357,080.41	\$0.00	\$276,822.02	77.5%	\$276,822.02	\$0.00	\$276,822.02	77.5%
2019	\$17,415.65	\$0.00	\$0.00	0.0%	\$0.00	\$0.00	\$0.00	0.0%
<b>Total</b>	<b>\$1,047,280.62</b>	<b>\$0.00</b>	<b>\$949,606.58</b>	<b>90.6%</b>	<b>\$949,606.58</b>	<b>\$0.00</b>	<b>\$949,606.58</b>	<b>90.6%</b>



U.S. Department of Housing and Urban Development  
 Office of Community Planning and Development  
 Integrated Disbursement and Information System  
 Status of HOME Grants  
 APPLE VALLEY CONSORTIUM

DATE: 09-27-19  
 TIME: 11:27  
 PAGE: 3

IDIS - PR27

Program Income for Administration (PA)

Program Year	Authorized Amount	Amount Committed to Activities	% Committed	Net Disbursed	Disbursed Pending Approval	Total Disbursed	% Disbursed
2012	\$0.00	\$0.00	0.0%	\$0.00	\$0.00	\$0.00	0.0%
2013	\$0.00	\$0.00	0.0%	\$0.00	\$0.00	\$0.00	0.0%
2014	\$0.00	\$0.00	0.0%	\$0.00	\$0.00	\$0.00	0.0%
2015	\$0.00	\$0.00	0.0%	\$0.00	\$0.00	\$0.00	0.0%
2016	\$0.00	\$0.00	0.0%	\$0.00	\$0.00	\$0.00	0.0%
2017	\$0.00	\$0.00	0.0%	\$0.00	\$0.00	\$0.00	0.0%
2018	\$0.00	\$0.00	0.0%	\$0.00	\$0.00	\$0.00	0.0%
2019	\$0.00	\$0.00	0.0%	\$0.00	\$0.00	\$0.00	0.0%
<b>Total</b>	<b>\$0.00</b>	<b>\$0.00</b>	<b>0.0%</b>	<b>\$0.00</b>	<b>\$0.00</b>	<b>\$0.00</b>	<b>0.0%</b>





U.S. Department of Housing and Urban Development  
Office of Community Planning and Development  
Integrated Disbursement and Information System  
Status of HOME Grants  
APPLE VALLEY CONSORTIUM

DATE: 09-27-19  
TIME: 11:27  
PAGE: 4

IDIS - PR27

Recaptured Homebuyer Funds (HP)

Program Year	Total Receipts	Amount Committed to Activities	% Committed	Net Disbursed	Disbursed Pending Approval	Total Disbursed	% Disbursed
2015	\$0.00	\$0.00	0.0%	\$0.00	\$0.00	\$0.00	0.0%
2016	\$0.00	\$0.00	0.0%	\$0.00	\$0.00	\$0.00	0.0%
2017	\$0.00	\$0.00	0.0%	\$0.00	\$0.00	\$0.00	0.0%
2018	\$0.00	\$0.00	0.0%	\$0.00	\$0.00	\$0.00	0.0%
2019	\$0.00	\$0.00	0.0%	\$0.00	\$0.00	\$0.00	0.0%
<b>Total</b>	<b>\$0.00</b>	<b>\$0.00</b>	<b>0.0%</b>	<b>\$0.00</b>	<b>\$0.00</b>	<b>\$0.00</b>	<b>0.0%</b>



U.S. Department of Housing and Urban Development  
 Office of Community Planning and Development  
 Integrated Disbursement and Information System  
 Status of HOME Grants  
 APPLE VALLEY CONSORTIUM

DATE: 09-27-19  
 TIME: 11:27  
 PAGE: 5

IDIS - PR27

Repayments to Local Account (IU)

Program Year	Total Receipts	Amount Committed to Activities	% Committed	Net Disbursed	Disbursed Pending Approval	Total Disbursed	% Disbursed
2015	\$0.00	\$0.00	0.0%	\$0.00	\$0.00	\$0.00	0.0%
2016	\$0.00	\$0.00	0.0%	\$0.00	\$0.00	\$0.00	0.0%
2017	\$0.00	\$0.00	0.0%	\$0.00	\$0.00	\$0.00	0.0%
2018	\$0.00	\$0.00	0.0%	\$0.00	\$0.00	\$0.00	0.0%
2019	\$0.00	\$0.00	0.0%	\$0.00	\$0.00	\$0.00	0.0%
<b>Total</b>	<b>\$0.00</b>	<b>\$0.00</b>	<b>0.0%</b>	<b>\$0.00</b>	<b>\$0.00</b>	<b>\$0.00</b>	<b>0.0%</b>



U.S. Department of Housing and Urban Development  
 Office of Community Planning and Development  
 Integrated Disbursement and Information System  
 Status of HOME Grants  
 APPLE VALLEY CONSORTIUM

DATE: 09-27-19  
 TIME: 11:27  
 PAGE: 6

IDIS - PR27

Disbursements from Treasury Account

Fiscal Year	Total Authorization	Disbursed	Returned	Net Disbursed	Disbursed Pending Approval	Total Disbursed	% Disb	Available to Disburse
2004	\$724,008.00	\$724,008.00	\$0.00	\$724,008.00	\$0.00	\$724,008.00	100.0%	\$0.00
2005	\$686,669.00	\$686,669.00	\$0.00	\$686,669.00	\$0.00	\$686,669.00	100.0%	\$0.00
2006	\$650,460.00	\$650,460.00	\$0.00	\$650,460.00	\$0.00	\$650,460.00	100.0%	\$0.00
2007	\$656,951.00	\$656,951.00	\$0.00	\$656,951.00	\$0.00	\$656,951.00	100.0%	\$0.00
2008	\$629,517.00	\$629,517.00	\$0.00	\$629,517.00	\$0.00	\$629,517.00	100.0%	\$0.00
2009	\$695,537.00	\$695,537.00	\$0.00	\$695,537.00	\$0.00	\$695,537.00	100.0%	\$0.00
2010	\$689,961.00	\$689,961.00	\$0.00	\$689,961.00	\$0.00	\$689,961.00	100.0%	\$0.00
2011	\$606,834.00	\$606,834.00	\$0.00	\$606,834.00	\$0.00	\$606,834.00	100.0%	\$0.00
2012	\$513,588.00	\$513,588.00	\$0.00	\$513,588.00	\$0.00	\$513,588.00	100.0%	\$0.00
2013	\$483,072.00	\$483,072.00	\$0.00	\$483,072.00	\$0.00	\$483,072.00	100.0%	\$0.00
2014	\$504,484.00	\$504,484.00	\$0.00	\$504,484.00	\$0.00	\$504,484.00	100.0%	\$0.00
2015	\$501,578.00	\$72,281.58	\$0.00	\$72,281.58	\$0.00	\$72,281.58	14.4%	\$429,296.42
2016	\$538,365.00	\$291,779.02	\$0.00	\$291,779.02	\$0.00	\$291,779.02	54.1%	\$246,585.98
2017	\$535,113.00	\$37,987.05	\$0.00	\$37,987.05	\$0.00	\$37,987.05	7.0%	\$497,125.95
2018	\$772,659.00	\$67,002.57	\$0.00	\$67,002.57	\$0.00	\$67,002.57	8.6%	\$705,656.43
<b>Total</b>	<b>\$9,188,796.00</b>	<b>\$7,310,131.22</b>	<b>\$0.00</b>	<b>\$7,310,131.22</b>	<b>\$0.00</b>	<b>\$7,310,131.22</b>	<b>79.5%</b>	<b>\$1,878,664.78</b>



U.S. Department of Housing and Urban Development  
 Office of Community Planning and Development  
 Integrated Disbursement and Information System  
 Status of HOME Grants  
 APPLE VALLEY CONSORTIUM

DATE: 09-27-19  
 TIME: 11:27  
 PAGE: 7

IDIS - PR27

Home Activities Commitments/Disbursements from Treasury Account

Fiscal Year	Authorized for Activities	Amount Committed to Activities	% Cmtd	Disbursed	Returned	Net Disbursed	% Net Disb	Disbursed Pending Approval	Total Disbursed	% Disb
2004	\$651,607.20	\$651,607.20	100.0%	\$651,607.20	\$0.00	\$651,607.20	100.0%	\$0.00	\$651,607.20	100.0%
2005	\$618,002.10	\$618,002.10	100.0%	\$618,002.10	\$0.00	\$618,002.10	100.0%	\$0.00	\$618,002.10	100.0%
2006	\$585,414.00	\$585,414.00	100.0%	\$585,414.00	\$0.00	\$585,414.00	100.0%	\$0.00	\$585,414.00	100.0%
2007	\$631,354.06	\$631,354.06	100.0%	\$631,354.06	\$0.00	\$631,354.06	100.0%	\$0.00	\$631,354.06	100.0%
2008	\$566,965.40	\$566,965.40	100.0%	\$566,965.40	\$0.00	\$566,965.40	100.0%	\$0.00	\$566,965.40	100.0%
2009	\$625,983.30	\$625,983.30	100.0%	\$625,983.30	\$0.00	\$625,983.30	100.0%	\$0.00	\$625,983.30	100.0%
2010	\$620,964.90	\$620,964.90	100.0%	\$620,964.90	\$0.00	\$620,964.90	100.0%	\$0.00	\$620,964.90	100.0%
2011	\$546,150.60	\$546,150.60	100.0%	\$546,150.60	\$0.00	\$546,150.60	100.0%	\$0.00	\$546,150.60	100.0%
2012	\$462,229.20	\$462,229.20	100.0%	\$462,229.20	\$0.00	\$462,229.20	100.0%	\$0.00	\$462,229.20	100.0%
2013	\$434,764.80	\$434,764.80	100.0%	\$434,764.80	\$0.00	\$434,764.80	100.0%	\$0.00	\$434,764.80	100.0%
2014	\$452,545.00	\$452,545.00	100.0%	\$452,545.00	\$0.00	\$452,545.00	100.0%	\$0.00	\$452,545.00	100.0%
2015	\$451,420.20	\$225,700.20	49.9%	\$22,123.78	\$0.00	\$22,123.78	4.9%	\$0.00	\$22,123.78	4.9%
2016	\$484,528.50	\$261,543.56	53.9%	\$238,457.82	\$0.00	\$238,457.82	49.2%	\$0.00	\$238,457.82	49.2%
2017	\$481,601.70	\$80,266.95	16.6%	\$0.00	\$0.00	\$0.00	0.0%	\$0.00	\$0.00	0.0%
2018	\$695,393.10	\$0.00	0.0%	\$0.00	\$0.00	\$0.00	0.0%	\$0.00	\$0.00	0.0%
<b>Total</b>	<b>\$8,308,924.06</b>	<b>\$6,763,491.27</b>	<b>81.4%</b>	<b>\$6,456,562.16</b>	<b>\$0.00</b>	<b>\$6,456,562.16</b>	<b>77.7%</b>	<b>\$0.00</b>	<b>\$6,456,562.16</b>	<b>77.7%</b>



U.S. Department of Housing and Urban Development  
 Office of Community Planning and Development  
 Integrated Disbursement and Information System  
 Status of HOME Grants  
 APPLE VALLEY CONSORTIUM

DATE: 09-27-19  
 TIME: 11:27  
 PAGE: 8

IDIS - PR27

Administrative Funds (AD)

Fiscal Year	Authorized Amount	Amount Committed	% Auth Cmtd	Balance to Commit	Total Disbursed	% Auth Disb	Available to Disburse
2004	\$72,400.80	\$72,400.80	100.0%	\$0.00	\$72,400.80	100.0%	\$0.00
2005	\$68,666.90	\$68,666.90	100.0%	\$0.00	\$68,666.90	100.0%	\$0.00
2006	\$65,046.00	\$65,046.00	100.0%	\$0.00	\$65,046.00	100.0%	\$0.00
2007	\$25,596.94	\$25,596.94	100.0%	\$0.00	\$25,596.94	100.0%	\$0.00
2008	\$62,551.60	\$62,551.60	100.0%	\$0.00	\$62,551.60	100.0%	\$0.00
2009	\$69,553.70	\$69,553.70	100.0%	\$0.00	\$69,553.70	100.0%	\$0.00
2010	\$68,996.10	\$68,996.10	100.0%	\$0.00	\$68,996.10	100.0%	\$0.00
2011	\$60,683.40	\$60,683.40	100.0%	\$0.00	\$60,683.40	100.0%	\$0.00
2012	\$51,358.80	\$51,358.80	100.0%	\$0.00	\$51,358.80	100.0%	\$0.00
2013	\$48,307.20	\$48,307.20	100.0%	\$0.00	\$48,307.20	100.0%	\$0.00
2014	\$51,939.00	\$51,939.00	100.0%	\$0.00	\$51,939.00	100.0%	\$0.00
2015	\$50,157.80	\$50,157.80	100.0%	\$0.00	\$50,157.80	100.0%	\$0.00
2016	\$53,836.50	\$53,321.20	99.0%	\$515.30	\$53,321.20	99.0%	\$515.30
2017	\$53,511.30	\$53,511.00	99.9%	\$0.30	\$37,987.05	70.9%	\$15,524.25
2018	\$77,265.90	\$77,264.00	99.9%	\$1.90	\$67,002.57	86.7%	\$10,263.33
<b>Total</b>	<b>\$879,871.94</b>	<b>\$879,354.44</b>	<b>99.9%</b>	<b>\$517.50</b>	<b>\$853,569.06</b>	<b>97.0%</b>	<b>\$26,302.88</b>



U.S. Department of Housing and Urban Development  
 Office of Community Planning and Development  
 Integrated Disbursement and Information System  
 Status of HOME Grants  
 APPLE VALLEY CONSORTIUM

DATE: 09-27-19  
 TIME: 11:27  
 PAGE: 9

IDIS - PR27

CHDO Operating Funds (CO)

Fiscal Year	Authorized Amount	Amount Committed	% Auth Cmtd	Balance to Commit	Total Disbursed	% Auth Disb	Available to Disburse
2004	\$0.00	\$0.00	0.0%	\$0.00	\$0.00	0.0%	\$0.00
2005	\$0.00	\$0.00	0.0%	\$0.00	\$0.00	0.0%	\$0.00
2006	\$0.00	\$0.00	0.0%	\$0.00	\$0.00	0.0%	\$0.00
2007	\$0.00	\$0.00	0.0%	\$0.00	\$0.00	0.0%	\$0.00
2008	\$0.00	\$0.00	0.0%	\$0.00	\$0.00	0.0%	\$0.00
2009	\$0.00	\$0.00	0.0%	\$0.00	\$0.00	0.0%	\$0.00
2010	\$0.00	\$0.00	0.0%	\$0.00	\$0.00	0.0%	\$0.00
2011	\$0.00	\$0.00	0.0%	\$0.00	\$0.00	0.0%	\$0.00
2012	\$0.00	\$0.00	0.0%	\$0.00	\$0.00	0.0%	\$0.00
2013	\$0.00	\$0.00	0.0%	\$0.00	\$0.00	0.0%	\$0.00
2014	\$0.00	\$0.00	0.0%	\$0.00	\$0.00	0.0%	\$0.00
2015	\$0.00	\$0.00	0.0%	\$0.00	\$0.00	0.0%	\$0.00
2016	\$0.00	\$0.00	0.0%	\$0.00	\$0.00	0.0%	\$0.00
2017	\$0.00	\$0.00	0.0%	\$0.00	\$0.00	0.0%	\$0.00
2018	\$0.00	\$0.00	0.0%	\$0.00	\$0.00	0.0%	\$0.00
<b>Total</b>	<b>\$0.00</b>	<b>\$0.00</b>	<b>0.0%</b>	<b>\$0.00</b>	<b>\$0.00</b>	<b>0.0%</b>	<b>\$0.00</b>



U.S. Department of Housing and Urban Development  
 Office of Community Planning and Development  
 Integrated Disbursement and Information System  
 Status of HOME Grants  
 APPLE VALLEY CONSORTIUM

DATE: 09-27-19  
 TIME: 11:27  
 PAGE: 10

IDIS - PR27

CHDO Funds (CR)

Fiscal Year	CHDO Requirement	Authorized Amount	Amount Suballocated to CL/CC	Amount Subgranted to CHDOS	Balance to Subgrant	Funds Committed to Activities	% Subg Cmtd	Balance to Commit	Total Disbursed	% Subg Disb	Available to Disburse
2004	\$108,601.20	\$108,601.20	\$27,531.20	\$81,070.00	\$0.00	\$81,070.00	100.0%	\$0.00	\$81,070.00	100.0%	\$0.00
2005	\$103,000.35	\$103,000.35	\$0.00	\$103,000.35	\$0.00	\$103,000.35	100.0%	\$0.00	\$103,000.35	100.0%	\$0.00
2006	\$97,569.00	\$97,569.00	\$0.00	\$97,569.00	\$0.00	\$97,569.00	100.0%	\$0.00	\$97,569.00	100.0%	\$0.00
2007	\$97,057.20	\$97,057.20	\$0.00	\$97,057.20	\$0.00	\$97,057.20	100.0%	\$0.00	\$97,057.20	100.0%	\$0.00
2008	\$93,827.40	\$93,827.40	\$0.00	\$93,827.40	\$0.00	\$93,827.40	100.0%	\$0.00	\$93,827.40	100.0%	\$0.00
2009	\$104,330.55	\$104,330.55	\$0.00	\$104,330.55	\$0.00	\$104,330.55	100.0%	\$0.00	\$104,330.55	100.0%	\$0.00
2010	\$103,494.15	\$103,494.15	\$0.00	\$103,494.15	\$0.00	\$103,494.15	100.0%	\$0.00	\$103,494.15	100.0%	\$0.00
2011	\$91,025.10	\$91,025.10	\$0.00	\$91,025.10	\$0.00	\$91,025.10	100.0%	\$0.00	\$91,025.10	100.0%	\$0.00
2012	\$77,038.20	\$48,441.41	\$0.00	\$48,441.41	\$0.00	\$48,441.41	100.0%	\$0.00	\$48,441.41	100.0%	\$0.00
2013	\$72,460.80	\$419,705.05	\$0.00	\$419,705.05	\$0.00	\$419,705.05	100.0%	\$0.00	\$419,705.05	100.0%	\$0.00
2014	\$77,908.95	\$89,798.90	\$0.00	\$89,798.90	\$0.00	\$89,798.90	100.0%	\$0.00	\$89,798.90	100.0%	\$0.00
2015	\$75,236.70	\$425,720.00	\$0.00	\$425,720.00	\$0.00	\$200,000.00	46.9%	\$225,720.00	\$0.00	0.0%	\$425,720.00
2016	\$80,754.75	\$80,754.75	\$0.00	\$0.00	\$80,754.75	\$0.00	0.0%	\$80,754.75	\$0.00	0.0%	\$80,754.75
2017	\$80,266.95	\$80,266.95	\$0.00	\$0.00	\$80,266.95	\$0.00	0.0%	\$80,266.95	\$0.00	0.0%	\$80,266.95
2018	\$115,898.85	\$115,898.85	\$0.00	\$0.00	\$115,898.85	\$0.00	0.0%	\$115,898.85	\$0.00	0.0%	\$115,898.85
<b>Total</b>	<b>\$1,378,470.15</b>	<b>\$2,059,490.86</b>	<b>\$27,531.20</b>	<b>\$1,755,039.11</b>	<b>\$276,920.55</b>	<b>\$1,529,319.11</b>	<b>87.1%</b>	<b>\$502,640.55</b>	<b>\$1,329,319.11</b>	<b>75.7%</b>	<b>\$702,640.55</b>



U.S. Department of Housing and Urban Development  
 Office of Community Planning and Development  
 Integrated Disbursement and Information System  
 Status of HOME Grants  
 APPLE VALLEY CONSORTIUM

DATE: 09-27-19  
 TIME: 11:27  
 PAGE: 11

IDIS - PR27

CHDO Loans (CL)

Fiscal Year	Authorized Amount	Amount Subgranted	Amount Committed	% Auth Cmtd	Balance to Commit	Total Disbursed	% Auth Disb	Available to Disburse
2004	\$27,531.20	\$27,531.20	\$27,531.20	100.0%	\$0.00	\$27,531.20	100.0%	\$0.00
2005	\$0.00	\$0.00	\$0.00	0.0%	\$0.00	\$0.00	0.0%	\$0.00
2006	\$0.00	\$0.00	\$0.00	0.0%	\$0.00	\$0.00	0.0%	\$0.00
2007	\$0.00	\$0.00	\$0.00	0.0%	\$0.00	\$0.00	0.0%	\$0.00
2008	\$0.00	\$0.00	\$0.00	0.0%	\$0.00	\$0.00	0.0%	\$0.00
2009	\$0.00	\$0.00	\$0.00	0.0%	\$0.00	\$0.00	0.0%	\$0.00
2010	\$0.00	\$0.00	\$0.00	0.0%	\$0.00	\$0.00	0.0%	\$0.00
2011	\$0.00	\$0.00	\$0.00	0.0%	\$0.00	\$0.00	0.0%	\$0.00
2012	\$0.00	\$0.00	\$0.00	0.0%	\$0.00	\$0.00	0.0%	\$0.00
2013	\$0.00	\$0.00	\$0.00	0.0%	\$0.00	\$0.00	0.0%	\$0.00
2014	\$0.00	\$0.00	\$0.00	0.0%	\$0.00	\$0.00	0.0%	\$0.00
2015	\$0.00	\$0.00	\$0.00	0.0%	\$0.00	\$0.00	0.0%	\$0.00
2016	\$0.00	\$0.00	\$0.00	0.0%	\$0.00	\$0.00	0.0%	\$0.00
2017	\$0.00	\$0.00	\$0.00	0.0%	\$0.00	\$0.00	0.0%	\$0.00
2018	\$0.00	\$0.00	\$0.00	0.0%	\$0.00	\$0.00	0.0%	\$0.00
<b>Total</b>	<b>\$27,531.20</b>	<b>\$27,531.20</b>	<b>\$27,531.20</b>	<b>100.0%</b>	<b>\$0.00</b>	<b>\$27,531.20</b>	<b>100.0%</b>	<b>\$0.00</b>





U.S. Department of Housing and Urban Development  
 Office of Community Planning and Development  
 Integrated Disbursement and Information System  
 Status of HOME Grants  
 APPLE VALLEY CONSORTIUM

DATE: 09-27-19  
 TIME: 11:27  
 PAGE: 12

IDIS - PR27

CHDO Capacity (CC)

Fiscal Year	Authorized Amount	Amount Subgranted	Amount Committed	% Auth Cmtd	Balance to Commit	Total Disbursed	% Auth Disb	Available to Disburse
2004	\$0.00	\$0.00	\$0.00	0.0%	\$0.00	\$0.00	0.0%	\$0.00
2005	\$0.00	\$0.00	\$0.00	0.0%	\$0.00	\$0.00	0.0%	\$0.00
2006	\$0.00	\$0.00	\$0.00	0.0%	\$0.00	\$0.00	0.0%	\$0.00
2007	\$0.00	\$0.00	\$0.00	0.0%	\$0.00	\$0.00	0.0%	\$0.00
2008	\$0.00	\$0.00	\$0.00	0.0%	\$0.00	\$0.00	0.0%	\$0.00
2009	\$0.00	\$0.00	\$0.00	0.0%	\$0.00	\$0.00	0.0%	\$0.00
2010	\$0.00	\$0.00	\$0.00	0.0%	\$0.00	\$0.00	0.0%	\$0.00
2011	\$0.00	\$0.00	\$0.00	0.0%	\$0.00	\$0.00	0.0%	\$0.00
2012	\$0.00	\$0.00	\$0.00	0.0%	\$0.00	\$0.00	0.0%	\$0.00
2013	\$0.00	\$0.00	\$0.00	0.0%	\$0.00	\$0.00	0.0%	\$0.00
2014	\$0.00	\$0.00	\$0.00	0.0%	\$0.00	\$0.00	0.0%	\$0.00
2015	\$0.00	\$0.00	\$0.00	0.0%	\$0.00	\$0.00	0.0%	\$0.00
2016	\$0.00	\$0.00	\$0.00	0.0%	\$0.00	\$0.00	0.0%	\$0.00
2017	\$0.00	\$0.00	\$0.00	0.0%	\$0.00	\$0.00	0.0%	\$0.00
2018	\$0.00	\$0.00	\$0.00	0.0%	\$0.00	\$0.00	0.0%	\$0.00
<b>Total</b>	<b>\$0.00</b>	<b>\$0.00</b>	<b>\$0.00</b>	<b>0.0%</b>	<b>\$0.00</b>	<b>\$0.00</b>	<b>0.0%</b>	<b>\$0.00</b>



U.S. Department of Housing and Urban Development  
 Office of Community Planning and Development  
 Integrated Disbursement and Information System  
 Status of HOME Grants  
 APPLE VALLEY CONSORTIUM

DATE: 09-27-19  
 TIME: 11:27  
 PAGE: 13

IDIS - PR27

Reservations to State Recipients and Sub-recipients (SU)

Fiscal Year	Authorized Amount	Amount Subgranted to Other Entities	Amount Committed	% Auth Cmtd	Balance to Commit	Total Disbursed	% Auth Disb	Available to Disburse
2004	\$0.00	\$0.00	\$0.00	0.0%	\$0.00	\$0.00	0.0%	\$0.00
2005	\$0.00	\$0.00	\$0.00	0.0%	\$0.00	\$0.00	0.0%	\$0.00
2006	\$0.00	\$0.00	\$0.00	0.0%	\$0.00	\$0.00	0.0%	\$0.00
2007	\$0.00	\$0.00	\$0.00	0.0%	\$0.00	\$0.00	0.0%	\$0.00
2008	\$0.00	\$0.00	\$0.00	0.0%	\$0.00	\$0.00	0.0%	\$0.00
2009	\$0.00	\$0.00	\$0.00	0.0%	\$0.00	\$0.00	0.0%	\$0.00
2010	\$0.00	\$0.00	\$0.00	0.0%	\$0.00	\$0.00	0.0%	\$0.00
2011	\$0.00	\$0.00	\$0.00	0.0%	\$0.00	\$0.00	0.0%	\$0.00
2012	\$0.00	\$0.00	\$0.00	0.0%	\$0.00	\$0.00	0.0%	\$0.00
2013	\$0.00	\$0.00	\$0.00	0.0%	\$0.00	\$0.00	0.0%	\$0.00
2014	\$0.00	\$0.00	\$0.00	0.0%	\$0.00	\$0.00	0.0%	\$0.00
2015	\$0.00	\$0.00	\$0.00	0.0%	\$0.00	\$0.00	0.0%	\$0.00
2016	\$0.00	\$0.00	\$0.00	0.0%	\$0.00	\$0.00	0.0%	\$0.00
2017	\$0.00	\$0.00	\$0.00	0.0%	\$0.00	\$0.00	0.0%	\$0.00
2018	\$0.00	\$0.00	\$0.00	0.0%	\$0.00	\$0.00	0.0%	\$0.00
<b>Total</b>	<b>\$0.00</b>	<b>\$0.00</b>	<b>\$0.00</b>	<b>0.0%</b>	<b>\$0.00</b>	<b>\$0.00</b>	<b>0.0%</b>	<b>\$0.00</b>



U.S. Department of Housing and Urban Development  
 Office of Community Planning and Development  
 Integrated Disbursement and Information System  
 Status of HOME Grants  
 APPLE VALLEY CONSORTIUM

DATE: 09-27-19  
 TIME: 11:27  
 PAGE: 14

IDIS - PR27

Total Program Funds

Fiscal Year	Total Authorization	Local Account Funds	Committed Amount	Net Disbursed for Activities	Net Disbursed for Admin/CHDO OP	Net Disbursed	Disbursed Pending Approval	Total Disbursed	Available to Disburse
2004	\$724,008.00	\$0.00	\$651,607.20	\$651,607.20	\$72,400.80	\$724,008.00	\$0.00	\$724,008.00	\$0.00
2005	\$686,669.00	\$0.00	\$618,002.10	\$618,002.10	\$68,666.90	\$686,669.00	\$0.00	\$686,669.00	\$0.00
2006	\$650,460.00	\$18,745.54	\$604,159.54	\$604,159.54	\$65,046.00	\$669,205.54	\$0.00	\$669,205.54	\$0.00
2007	\$656,951.00	\$0.00	\$631,354.06	\$631,354.06	\$25,596.94	\$656,951.00	\$0.00	\$656,951.00	\$0.00
2008	\$629,517.00	\$0.00	\$566,965.40	\$566,965.40	\$62,551.60	\$629,517.00	\$0.00	\$629,517.00	\$0.00
2009	\$695,537.00	\$18,655.00	\$644,638.30	\$644,638.30	\$69,553.70	\$714,192.00	\$0.00	\$714,192.00	\$0.00
2010	\$689,961.00	\$19,800.00	\$640,764.90	\$640,764.90	\$68,996.10	\$709,761.00	\$0.00	\$709,761.00	\$0.00
2011	\$606,834.00	\$0.00	\$546,150.60	\$546,150.60	\$60,683.40	\$606,834.00	\$0.00	\$606,834.00	\$0.00
2012	\$513,588.00	\$0.00	\$462,229.20	\$462,229.20	\$51,358.80	\$513,588.00	\$0.00	\$513,588.00	\$0.00
2013	\$483,072.00	\$9,377.00	\$444,141.80	\$444,141.80	\$48,307.20	\$492,449.00	\$0.00	\$492,449.00	\$0.00
2014	\$504,484.00	\$12,570.00	\$465,115.00	\$465,115.00	\$51,939.00	\$517,054.00	\$0.00	\$517,054.00	\$0.00
2015	\$501,578.00	\$0.00	\$225,700.20	\$22,123.78	\$50,157.80	\$72,281.58	\$0.00	\$72,281.58	\$429,296.42
2016	\$538,365.00	\$496,391.45	\$757,935.01	\$734,849.27	\$53,321.20	\$788,170.47	\$0.00	\$788,170.47	\$246,585.98
2017	\$535,113.00	\$97,245.57	\$177,512.52	\$97,245.57	\$37,987.05	\$135,232.62	\$0.00	\$135,232.62	\$497,125.95
2018	\$772,659.00	\$357,080.41	\$276,822.02	\$276,822.02	\$67,002.57	\$343,824.59	\$0.00	\$343,824.59	\$785,914.82
2019	\$0.00	\$17,415.65	\$0.00	\$0.00	\$0.00	\$0.00	\$0.00	\$0.00	\$17,415.65
<b>Total</b>	<b>\$9,188,796.00</b>	<b>\$1,047,280.62</b>	<b>\$7,713,097.85</b>	<b>\$7,406,168.74</b>	<b>\$853,569.06</b>	<b>\$8,259,737.80</b>	<b>\$0.00</b>	<b>\$8,259,737.80</b>	<b>\$1,976,338.82</b>



U.S. Department of Housing and Urban Development  
 Office of Community Planning and Development  
 Integrated Disbursement and Information System  
 Status of HOME Grants  
 APPLE VALLEY CONSORTIUM

DATE: 09-27-19  
 TIME: 11:27  
 PAGE: 15

IDIS - PR27

Total Program Percent

Fiscal Year	Total Authorization	Local Account Funds	% Committed for Activities	% Disb for Activities	% Disb for Admin/CHDO OP	% Net Disbursed	% Disbursed Pending Approval	% Total Disbursed	% Available to Disburse
2004	\$724,008.00	\$0.00	89.9%	89.9%	10.0%	100.0%	0.0%	100.0%	0.0%
2005	\$686,669.00	\$0.00	89.9%	89.9%	9.9%	100.0%	0.0%	100.0%	0.0%
2006	\$650,460.00	\$18,745.54	90.2%	90.2%	10.0%	100.0%	0.0%	100.0%	0.0%
2007	\$656,951.00	\$0.00	96.1%	96.1%	3.8%	100.0%	0.0%	100.0%	0.0%
2008	\$629,517.00	\$0.00	90.0%	90.0%	9.9%	100.0%	0.0%	100.0%	0.0%
2009	\$695,537.00	\$18,655.00	90.2%	90.2%	9.9%	100.0%	0.0%	100.0%	0.0%
2010	\$689,961.00	\$19,800.00	90.2%	90.2%	10.0%	100.0%	0.0%	100.0%	0.0%
2011	\$606,834.00	\$0.00	89.9%	89.9%	10.0%	100.0%	0.0%	100.0%	0.0%
2012	\$513,588.00	\$0.00	90.0%	90.0%	10.0%	100.0%	0.0%	100.0%	0.0%
2013	\$483,072.00	\$9,377.00	90.1%	90.1%	9.9%	100.0%	0.0%	100.0%	0.0%
2014	\$504,484.00	\$12,570.00	89.9%	89.9%	10.2%	100.0%	0.0%	100.0%	0.0%
2015	\$501,578.00	\$0.00	44.9%	4.4%	10.0%	14.4%	0.0%	14.4%	85.5%
2016	\$538,365.00	\$496,391.45	73.2%	71.0%	9.9%	76.1%	0.0%	76.1%	23.8%
2017	\$535,113.00	\$97,245.57	28.0%	15.3%	7.0%	21.3%	0.0%	21.3%	78.6%
2018	\$772,659.00	\$357,080.41	24.5%	24.5%	8.6%	30.4%	0.0%	30.4%	69.5%
2019	\$0.00	\$17,415.65	0.0%	0.0%	0.0%	0.0%	0.0%	0.0%	100.0%
<b>Total</b>	<b>\$9,188,796.00</b>	<b>\$1,047,280.62</b>	<b>75.3%</b>	<b>72.3%</b>	<b>9.2%</b>	<b>80.6%</b>	<b>0.0%</b>	<b>80.6%</b>	<b>19.3%</b>



Town of Apple Valley

**IDIS Report – PR 33**

**HOME Matching Liability Report**

U.S. Department of Housing and Urban Development  
 Office of Community Planning and Development  
 Integrated Disbursement and Information System  
 Home Matching Liability Report

APPLE VALLEY, CA

Fiscal Year	Match Percent	Total Disbursements	Disbursements Requiring Match	Match Liability Amount
2005	0.0%	\$167,318.08	\$0.00	\$0.00
2006	0.0%	\$161,824.12	\$0.00	\$0.00
2007	0.0%	\$552,224.48	\$0.00	\$0.00
2008	0.0%	\$692,697.15	\$0.00	\$0.00
2009	0.0%	\$956,954.81	\$0.00	\$0.00
2010	0.0%	\$354,450.92	\$0.00	\$0.00
2011	0.0%	\$685,974.96	\$0.00	\$0.00
2012	0.0%	\$368,804.00	\$0.00	\$0.00
2013	0.0%	\$774,906.60	\$0.00	\$0.00
2014	0.0%	\$502,552.25	\$0.00	\$0.00
2015	0.0%	\$310,116.95	\$0.00	\$0.00
2016	0.0%	\$530,787.32	\$0.00	\$0.00
2017	0.0%	\$924,341.92	\$0.00	\$0.00
2018	0.0%	\$243,292.09	\$0.00	\$0.00