

"Thank You" for accepting and providing my presentation documents to the Town Council for tonight's meeting.

If I could encourage the Council to apply a "full court press" for the next 30 days in an effort to suppress the expansion of COVID19 within our town limits.

That can only be accomplished if you can reach the majority of citizens on a daily basis while they are out in public. My proposal is an effort to do so and to encourage continued use of masks and distancing through the awareness of positive COVID19 cases being reported in our community.

Thank You and the Council for their time....

Respectfully,

--



Gary A Childress

COVID 19 COMMUNITY AWARENESS

SBCOVID19.COM

Objective: Community Recovery to Normal...

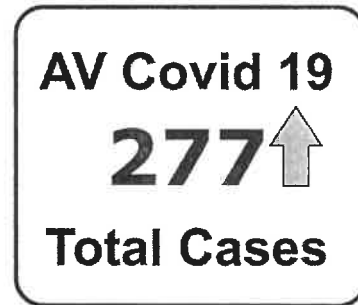
Currently the total number of COVID 19 positive cases within Apple Valley equals .0031% (1/3rd) of 1% of the total population. We are fortunate to have such a small number of cases. If we can keep that total below 1% of the population then it should be reasonable to expect that children could return to school on a full time basis (Allowing the AVUSD planned fewer days and home schooling to be a backup proposal if COVID 19 cases continue to rise). This will also allow Apple Valley parents, who cannot afford continued child care, to return to work when jobs are available.

One Month Project:

Keep Apple Valley residents aware of the growing number positive COVID 19 cases within our city limits. (Option: 1-2 additional months) Use electronic road construction signs to post the total COVID 19 cases within Apple Valley on major thoroughfares. (See recommendation)

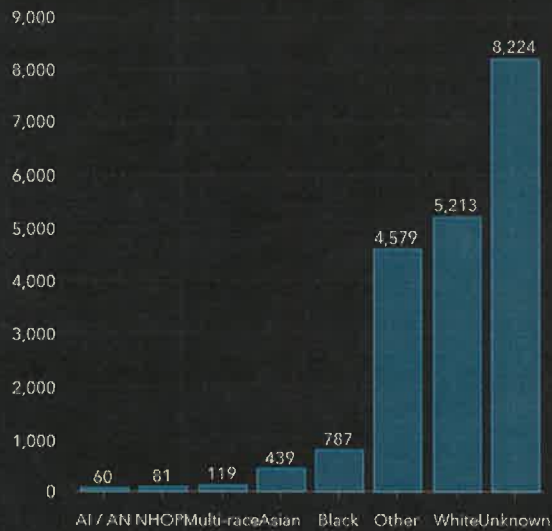
Encourage AVUSD to assist the town in this project by using their parent communication system (mass text, call and mail) to keep students/parents aware of the total COVID 19 cases within their school district.

Here is how you might set up the road signs...




SAN BERNARDINO COUNTY: COVID-19 DASHBOARD

Confirmed Cases by Race



Median Age



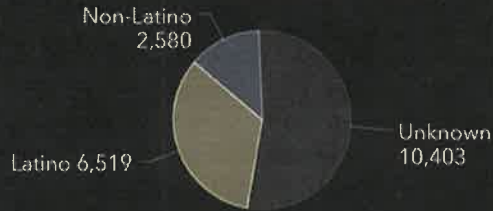
Confirmed Cases by Age



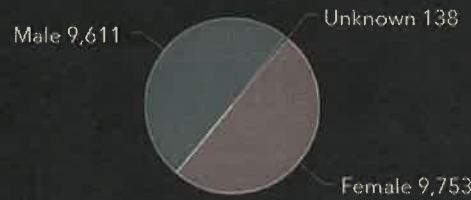
Confirmed Cases by Location of Residence

Location	Community Cases	Outbreak Cases	Total Cases
Adelanto	233	5	238
Apple Valley	275	2	277
Barstow	90	0	90
Big Bear City	9	1	10
Big Bear Lake	18	0	18
Bloomington	356	0	356
Chino*	1,153	574	1,727
Chino Hills	409	0	409
Colton	777	87	864
Crestline	28	0	28
Fontana	2,388	9	2,397
Fort Irwin	2	0	2
Grand Terrace	117	34	151
Hesperia	520	0	520
Highland	553	19	572
Joshua Tree	10	13	23
Loma Linda	203	18	221

Confirmed Cases By Ethnicity



Confirmed Cases By Sex



Pregnant Women Cases

79

* Not all residents/staff at the California Institution for Men (CIM) and California Institution for Women (CIW) in Chino are residents of San Bernardino County. Total facility COVID-19 case numbers are higher than the outbreak count for Chino, as this reported number only includes the subset of facility residents/staff who have a Chino residential address.

[Confirmed Cases - Summary](#)

[Confirmed Cases - Details](#)

[Deaths](#)

[Testing](#)

[Outbreaks](#)

[Hospital Census](#)

[ICU Census](#)

[Ventilators](#)

[SNFs](#)

[CDPH Monitoring](#)

[Details](#)

SAN BERNARDINO COUNTY: COVID-19 DASHBOARD

Total Deaths

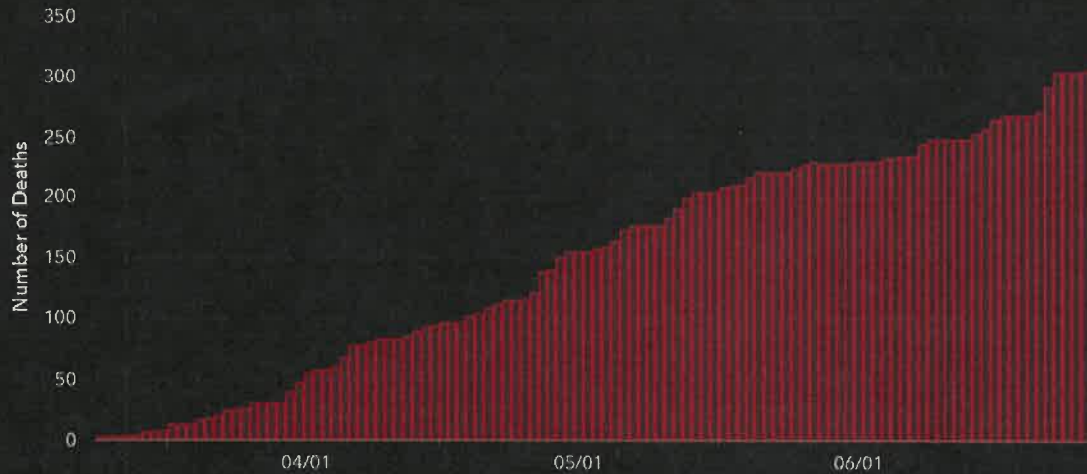
307

▲ 0.3% from previous day (306)

Case Fatality Rate

1.6%

Deaths (Cumulative)



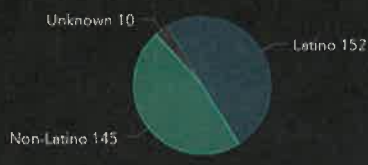
Deaths by Location of Residence

Location	Deaths
Adelanto	5
Apple Valley	2
Barstow	2
Bloomington	5
Blue Jay	1
Chino	20
Chino Hills	4
Colton	20
Crestline	2
Fontana	24
Grand Terrace	6
Hesperia	3
Highland	7
Joshua Tree	2
Loma Linda	1
Montana	7


Deaths by Sex



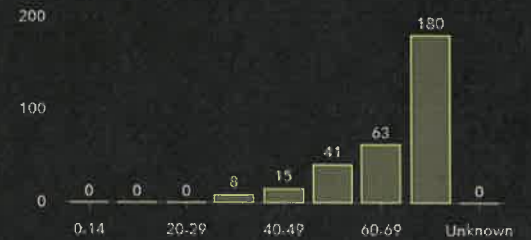
Deaths by Ethnicity



Death by Race



Deaths by Age



[Confirmed Cases - Summary](#)

[Confirmed Cases - Details](#)

[Deaths](#)

[Testing](#)

[Outbreaks](#)

[Hospital Census](#)

[ICU Census](#)

[Ventilators](#)

[SNFs](#)

[CDPH Monitoring](#)

[Details](#)