

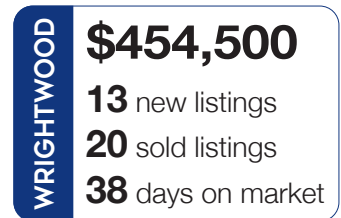
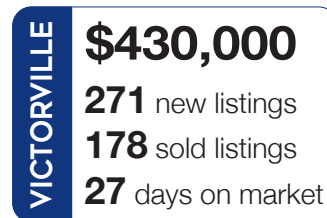
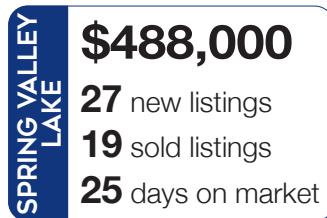
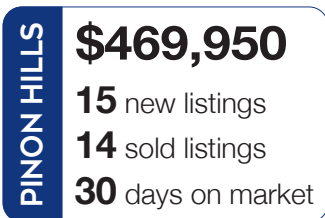
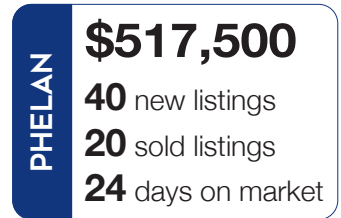
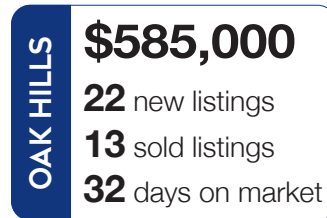
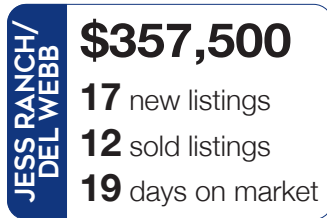
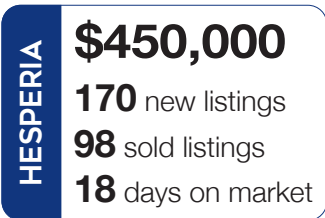
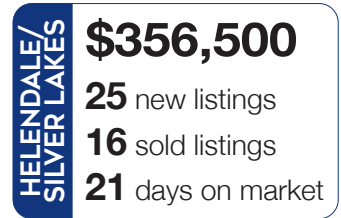
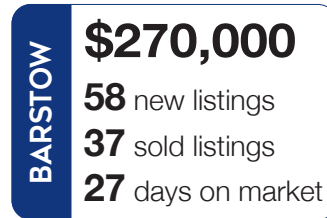
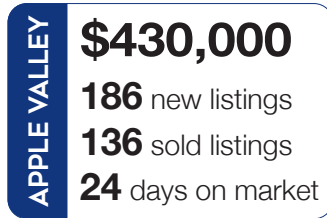
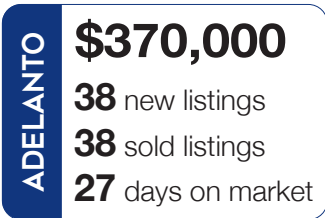
JUNE 2022 HIGH DESERT HOUSING REPORT



**COLDWELL
BANKER**
HOME SOURCE



AREA HIGHLIGHTS MEDIAN SOLD PRICE DATA



Contact a Coldwell Banker Home Source REALTOR® to receive a FREE Housing Report and Comparative Market Analysis for the High Desert.

Data from HDAOR MLS is deemed reliable, however not guaranteed. Nominal monthly transactional volume in various communities may not represent cumulative year-over-year performance.



APPLE VALLEY
760.242.6000

BARSTOW
760.256.1033

HESPERIA
760.244.1921

JESS RANCH
760.247.6460

PHELAN
760.868.8000

VICTORVILLE
760.684.8100

