

Monthly Report of Services & Activities Park and Recreation Department

Inside this issue:

- Park and Facility Maintenance 1
- Park and Facility Usage 2-3
- Youth and Adult Sports 4
- Programs and Classes 5
- Aquatics 6
- Special Events 7
- Volunteers 8
- Vision 2020 8

Upcoming Events

- Swing the Town
June 9
- Target Sunset Concerts
June 17, 24
July 1, 8, 15, 22, 29
August 5
- Apple Valley Idol
June 25
- Freedom Festival
July 4
- Target Family Arts Night
July 16

PARKS and FACILITIES DIVISIONS

MARCH 2010

PARK AND FACILITY MAINTENANCE

Total Park Acreage Maintained: 198 acres

Total Facility Square Footage Maintained: 86,267 sq. ft.

	MONTHLY		YEAR-TO-DATE	
	08/09	09/10	08/09	09/10
# TREES PLANTED	0	0	9	22
# TREES REMOVED	1	1	126	49
# TREES TRIMMED	0	25	98	107
SERVICE REQUESTS COMPLETED	2	0	39	26
VANDALISM ACTS REPAIRED	0	0	17	18
GRAFFITI ACTS REPAIRED	5	10	9	35

**NON PAID LABOR SOURCES	MONTHLY		YEAR-TO-DATE	
	08/09	09/10	08/09	09/10
WEEKEND WORKERS	776	360	5376	4464
WEEKDAY WORKERS	1248	888	8880	8368
VOLUNTEER WORKERS	70	166	357	1484
OTHER	65	210	418	1980
TOTAL NON PAID LABOR HOURS:	2159	1624	15,031	16,296

PARK AND FACILITY PROJECTS COMPLETED

- Relocated irrigation heads at Civic Center Park Amphitheater to compensate for concrete expansion.
- Aerated and fertilized all parks.
- Put in soil amendments on the fields at the Lenny Brewster Sports Center. Aerated and top dressed with 538 tons of sand.




Lenny Brewster Sports Center

PARK AND FACILITY USAGE

CIVIC CENTER PARK USAGE # of Uses	MONTHLY		YEAR-TO-DATE	
	08/09	09/10	08/09	09/10
Aquatic Center	101	116	1136	1116
Amphitheatre	0	0	10	8

PICNIC AREA USAGE - SCHEDULED # of Uses	MONTHLY		YEAR-TO-DATE	
	08/09	09/10	08/09	09/10
Corwin Park	2	2	24	18
James Woody Park	0	0	6	8
Mendel Park	0	0	3	4
Sycamore Rocks Park	0	0	0	1
Thunderbird Park	0	0	0	0
Virginia Park	0	0	0	5

PARK/FIELD USAGE (Typical Use = 1 Hour) # of Uses	MONTHLY		YEAR-TO-DATE	
	08/09	09/10	08/09	09/10
Lenny Brewster Sports Center	83	75	971	1352
Corwin Park	47	4	143	159
James Woody Park 9 fields	232	301	1045	1519
Lions Park	33	27	126	123
Mendel Park	22	24	101	121
Mountain Vista Park	0	0	0	0
Norm Schmidt Park	23	24	33	38
Sycamore Rocks Park	49	56	167	89
Thunderbird Park	44	50	175	174
Virginia Park	58	56	112	205
Yucca Loma Park	22	24	97	101



A FlashCAM digital surveillance and deterrent system was installed this month at James Woody Park. The system uses voice/flash technology to deter vandalism, theft and graffiti. Units are portable and can be moved from one park to another.



nap - Figures not applicable
 min - Minimum participation not met
 NO - Not offered

PARK AND FACILITY USAGE

APPLE VALLEY COUNTRY CLUB	MONTHLY		YEAR-TO-DATE	
	08/09	09/10	08/09	09/10
Total Golf Rounds Played	2,157	2,217	15,878	18,904

HORSEMEN'S CENTER USAGE	MONTHLY		YEAR-TO-DATE	
	08/09	09/10	08/09	09/10
# of Uses				
BMX	13	9	77	88
Horseshows	1	1	16	6
Picnics/Camping/Day Use	3	1	30	22

TOWN HALL RECREATION CENTER	MONTHLY		YEAR-TO-DATE	
	08/09	09/10	08/09	09/10
# of Uses				
Room # 1	22	27	178	186
Room # 2	27	26	191	184
Room # 3	38	45	326	311
Room # 4	38	45	326	310
Room # 5	0	1	17	10

JAMES A. WOODY COMMUNITY CENTER	MONTHLY		YEAR-TO-DATE	
	08/09	09/10	08/09	09/10
# of Uses				
Auditorium	52	55	401	424
Ward Room	45	30	353	316
Arts and Crafts Room	40	35	316	307
Upstairs Meeting Room	7	8	54	55
Kitchen	2	3	28	43
Mini-Gym	32	30	314	310
Gymnasium	46	61	400	424

YOUTH AND ADULT SPORTS PARTICIPATION

Youth Co-ed Volleyball League

PEE WEE SPORTS	# of Participants		# of Teams	
	YEAR-TO-DATE		YEAR-TO-DATE	
	08/09	09/10	08/09	09/10
Pee Wee Basketball - Summer/Winter	30*	36*	4*	4*
Adventures in Pee Wee Sports	62	64	nap	nap
Pee Wee Soccer	67	75	8	10
Pee Wee T-Ball	NO	NO	NO	NO
TOTAL	159	175	12	14

YOUTH SPORTS	# of Participants		# of Teams	
	YEAR-TO-DATE		YEAR-TO-DATE	
	08/09	09/10	08/09	09/10
Youth Basketball - Summer/Winter	328*	384*	36*	40*
Hot Shots Basketball - Summer/Winter	58*	58*	6*	6*
Sports Camps	14	NO	nap	nap
3-on-3 Soccer Tournament	45	42	12	11
Boy's Basketball Tournament	80	70	8	7
Youth Volleyball	NO	38	NO	4
TOTAL	525	592	62	68



ADULT SPORTS	# of Participants		# of Teams	
	YEAR-TO-DATE		YEAR-TO-DATE	
	08/09	09/10	08/09	09/10
Adult Softball	485	477	31	34
Over 25/30-Basketball	135	208	16	23
7-on-7 Men's Soccer	min	NO	min	NO
3-on-3 B-ball Tourn.	16	min	4	min
Adult Kickball	120	65	10	5
TOTAL	756	750	61	62




*Program/League started in the month of June and continued to be offered through July. Attendance figures were included in the June report.


nap - Figures not applicable
min - Minimum participation not met
NO - Not offered

PROGRAMS AND CLASSES PARTICIPATION

PROGRAMS/CLASSES # of Participants	MONTHLY		YEAR-TO-DATE	
	08/09	09/10	08/09	09/10
Adult Programs/Classes	55	100	751	969
Youth Programs/Classes	171	190	1598	1592
Day Camp	63	69	374	359
CAVE	9	29	75	163
Open Gym	383	252	2755	2231
Interpretive Camps	NO	NO	72	74
Therapeutic Recreation	35	16	247	161
Swing the Town	71	49	214	444
Active Adults	NO	22	NO	32
TOTAL	787	727	6086	6025



Spring Day Camp & CAVE



AFTER SCHOOL ACTIVITIES PROGRAM (Program is offered during AV School District School Year and is based on weekly enrollment)	MONTHLY		YEAR-TO-DATE	
	08/09	09/10	08/09	09/10
AAE - Corwin Campus	NO	50	NO	366
AAE - Mojave River Campus	13	NO	162	NO
AAE - Thunderbird Campus	24	43	245	313
Desert Knolls School	37	38	392	303
Sitting Bull Elementary School	103	92	1239	931
Sitting Bull Middle School	25	39	518	405
Vanguard Prep	115	116	1292	928
TOTAL	317	378	3848	3246

nap - Figures not applicable min - Minimum participation not met NO - Not offered

AQUATIC PROGRAMS PARTICIPATION

AQUATICS # of Participants	MONTHLY		YEAR-TO-DATE	
	08/09	09/10	08/09	09/10
Open Rec Swim	NO	NO	6583	6695
Morning Lap Swim	472	325	5381	4294
Evening Lap Swim	114	95	2223	1649
Swim Lessons	NO	NO	964	811
Water Aerobics	44	56	941	718
Open Water Diver Course	NO	NO	7	4
Kayak Kraz	NO	NO	NO	2
Apple Valley WAVE	8	36	137	372
Lifeguard Training Course	18	12	18	12
Special Events	NO	NO	28	81
TOTAL	656	524	16,682	14,638



Apple Valley WAVE team picture

nap - Figures not applicable
 min - Minimum participation not met
 NO - Not offered

**SPECIAL EVENTS PARTICIPATION/
PROGRAM HIGHLIGHTS**

Active Adults
Calloway Vineyard & Winery
Excursion

SPECIAL EVENTS	# of Participants	YEAR-TO-DATE	
		08/09	09/10
Firecracker Run		183	208
Mud Fest		235	275
Sweet Summer Night		480	NO
Horsemen's Center Campfire Programs		25	44
Fall Festival Run		85	68
Haunted House		350	374
Kiddie Carnival		300	600
Turkey Run		105	203
Apple Valley's Most Talented Kid		142	134
Rent-a-Santa		23	22
Santa in the Park		105	100
Movie Night in the Park		NO	75
Teen Art Festival		NO	200
Youth Track Meet		302	NO
TOTAL		2335	2303



HIGHLIGHTS

Thirteen Active Adults enjoyed a tour at Calloway Vineyard & Winery in Temecula on March 11th. The excursion is part of the department's new Active Adults program for seniors which also includes Pastries & Conservation, Senior Game Day, Low Impact Aerobics and more.

nap - Figures not applicable
min - Minimum participation not met
NO - Not offered



VISION 2020



Goal #5 - Ample Parkland and Diverse Recreational Opportunities

Objective - Expand and enhance the Town's network of parkland and recreational opportunities.

Strategies

- Expand youth, senior and equestrian recreation programs.
- Identify secure funding sources.
- Develop partnerships.
- Develop Apple Valley Country Club as a self-sustaining facility.
- Update the Town's Park and Recreation Master Plan.

	# of Volunteers		# of Volunteers		# of Hours	
	MONTHLY		YEAR-TO-DATE		YEAR-TO-DATE	
	08/09	09/10	08/09	09/10	08/09	09/10
Volunteers/Volunteers	11	18	195	242	1248	1940
Coaches	0	4	202*	216	1033*	1092
TOTAL	11	22	397	458	2281	3032

*08/09 figures have been corrected.



Teen Zone members working at Day Camp



nap - Figures not applicable
 min - Minimum participation not met
 NO - Not offered