

Monthly Report of Services & Activities Park and Recreation Department

Inside this issue:

- Park and Facility Maintenance 1
- Park and Facility Usage 2-3
- Youth and Adult Sports 4
- Programs and Classes 5
- Aquatics 6
- Special Events 7
- Volunteers 8
- Vision 2020 8

Upcoming Events

- Swing the Town
June 9
- Target Sunset Concerts
June 17, 24
July 1, 8, 15, 22, 29
August 5
- Apple Valley Idol
June 25
- Freedom Festival
July 4
- Target Family Arts Night
July 16

PARKS and FACILITIES DIVISIONS

APRIL 2010

PARK AND FACILITY MAINTENANCE

Total Park Acreage Maintained: 198 acres

Total Facility Square Footage Maintained: 86,267 sq. ft.

	MONTHLY		YEAR-TO-DATE	
	08/09	09/10	08/09	09/10
# TREES PLANTED	0	0	9	22
# TREES REMOVED	0	0	126	49
# TREES TRIMMED	20	10	98	117
SERVICE REQUESTS COMPLETED	4	3	39	29
VANDALISM ACTS REPAIRED	3	1	17	19
GRAFFITI ACTS REPAIRED	1	4	9	39

**NON PAID LABOR SOURCES	MONTHLY		YEAR-TO-DATE	
	08/09	09/10	08/09	09/10
WEEKEND WORKERS	776	400	5376	4864
WEEKDAY WORKERS	1248	528	8880	8896
VOLUNTEER WORKERS	70	158	357	1642
OTHER	65	217	418	2197
TOTAL NON PAID LABOR HOURS:	2159	1303	15,031	17,599

PARK AND FACILITY PROJECTS COMPLETED

- Prepped the Lenny Brewster Sports Center for soccer tournaments held on April 17th & 18th.
- Prepped Horsemen's Center for the Family Campout on April 30th.
- Assisted with the Girl Scouts and CEMEX with planting donated trees at the Lenny Brewster Sports Center.



Horsemen's Center

PARK AND FACILITY USAGE

CIVIC CENTER PARK USAGE # of Uses	MONTHLY		YEAR-TO-DATE	
	08/09	09/10	08/09	09/10
Aquatic Center	98	106	1234	1222
Amphitheatre	0	1	10	9



PICNIC AREA USAGE - SCHEDULED # of Uses	MONTHLY		YEAR-TO-DATE	
	08/09	09/10	08/09	09/10
Corwin Park	3	5	27	23
James Woody Park	0	1	6	9
Mendel Park	2	1	5	5
Sycamore Rocks Park	0	0	0	1
Thunderbird Park	0	1	0	1
Virginia Park	0	0	0	5



Six trees were planted at the Lenny Brewster Sports Center on April 22, 2010. CEMEX donated the trees along with the labor to plant them.

PARK/FIELD USAGE (Typical Use = 1 Hour) # of Uses	MONTHLY		YEAR-TO-DATE	
	08/09	09/10	08/09	09/10
Lenny Brewster Sports Center	224	116	1360	1468
Corwin Park	42	3	216	162
James Woody Park 9 fields	230	284	1598	1803
Lions Park	26	27	151	150
Mendel Park	22	23	105	144
Mountain Vista Park	0	0	16	0
Norm Schmidt Park	22	22	41	60
Sycamore Rocks Park	47	48	148	137
Thunderbird Park	44	44	190	218
Virginia Park	54	50	164	255
Yucca Loma Park	22	23	111	124



nap - Figures not applicable
 min - Minimum participation not met
 NO - Not offered

PARK AND FACILITY USAGE

APPLE VALLEY COUNTRY CLUB	MONTHLY		YEAR-TO-DATE	
	08/09	09/10	08/09	09/10
Total Golf Rounds Played	2097	2287	17,975	21,191



HORSEMEN'S CENTER USAGE	MONTHLY		YEAR-TO-DATE	
	08/09	09/10	08/09	09/10
# of Uses				
BMX	12	9	89	97
Horseshows	1	1	17	7
Picnics/Camping/Day Use	0	4	30	26



TOWN HALL RECREATION CENTER	MONTHLY		YEAR-TO-DATE	
	08/09	09/10	08/09	09/10
# of Uses				
Room # 1	23	24	201	210
Room # 2	21	23	212	207
Room # 3	43	42	369	353
Room # 4	43	42	369	352
Room # 5	1	3	18	13




JAMES A. WOODY COMMUNITY CENTER	MONTHLY		YEAR-TO-DATE	
	08/09	09/10	08/09	09/10
# of Uses				
Auditorium	46	47	447	471
Ward Room	39	39	392	355
Arts and Crafts Room	35	31	351	338
Upstairs Meeting Room	3	2	57	57
Kitchen	2	3	30	46
Mini-Gym	25	26	339	336
Gymnasium	34	44	434	468

YOUTH AND ADULT SPORTS PARTICIPATION


PEE WEE SPORTS	# of Participants		# of Teams	
	YEAR-TO-DATE		YEAR-TO-DATE	
	08/09	09/10	08/09	09/10
Pee Wee Basketball - Summer/Winter	30	36	4	4
Adventures in Pee Wee Sports	76	74	nap	nap
Pee Wee Soccer	67	75	8	10
Pee Wee T-Ball	111	85	12	10
TOTAL	284	270	24	24

2010 Bunny Run / walk




YOUTH SPORTS

YOUTH SPORTS	# of Participants		# of Teams	
	YEAR-TO-DATE		YEAR-TO-DATE	
	08/09	09/10	08/09	09/10
Youth Basketball - Summer/Winter	328	384	36	40
Hot Shots Basketball - Summer/Winter	58	58	6	6
Sports Camps	14	NO	nap	nap
3-on-3 Soccer Tournament	45	42	12	11
Boy's Basketball Tournament	80	70	8	7
Youth Volleyball	NO	38	NO	4
TOTAL	525	592	62	68



ADULT SPORTS	# of Participants		# of Teams	
	YEAR-TO-DATE		YEAR-TO-DATE	
	08/09	09/10	08/09	09/10
Adult Softball	485	477	31	34
Over 25/30-Basketball	135	208	16	23
7-on-7 Men's Soccer	min	min	min	min
3-on-3 B-ball Tourn.	16	min	4	min
Adult Kickball	120	65	10	5
TOTAL	756	750	61	62



nap - Figures not applicable
 min - Minimum participation not met
 NO - Not offered

PROGRAMS AND CLASSES PARTICIPATION

PROGRAMS/CLASSES # of Participants	MONTHLY		YEAR-TO-DATE	
	08/09	09/10	08/09	09/10
Adult Programs/Classes	131	129	882	1098
Youth Programs/Classes	168	187	1766	1779
Day Camp	NO	NO	374	359
CAVE	NO	NO	75	163
Open Gym	498	384	3253	2615
Interpretive Camps	NO	NO	72	74
Therapeutic Recreation	32	12	279	173
Swing the Town	65	54	279	498
Active Adults	NO	23	NO	55
TOTAL	894	789	6980	6814



Senior Game Day

As part of the department's new Active Adults program, Senior Game Day was held on April 13th with 11 participants. This social event featured board games, Wii and refreshments.



AFTER SCHOOL ACTIVITIES PROGRAM (Program is offered during AV School District School Year and is based on weekly enrollment)	MONTHLY		YEAR-TO-DATE	
	08/09	09/10	08/09	09/10
AAE - Corwin Campus	NO	68	NO	434
AAE - Mojave River Campus	20	NO	182	NO
AAE - Thunderbird Campus	33	54	278	367
Desert Knolls School	34	56	426	359
Sitting Bull Elementary School	129	115	1368	1046
Sitting Bull Middle School	33	42	551	447
Vanguard Prep	154	143	1446	1071
TOTAL	403	478	4251	3724

AQUATIC PROGRAMS PARTICIPATION

AQUATICS # of Participants	MONTHLY		YEAR-TO-DATE	
	08/09	09/10	08/09	09/10
Open Rec Swim	NO	NO	6583	6695
Morning Lap Swim	611	457	5992	4751
Evening Lap Swim	289	109	2512	1758
Swim Lessons	NO	NO	964	811
Water Aerobics	62	64	1003	782
Open Water Diver Course	NO	NO	7	4
Kayak Kraz	NO	NO	NO	2
Apple Valley WAVE	14	44	151	416
Lifeguard Training Course	NO	NO	18	12
CPR Challenge Course	20	16	20	16
Special Events	NO	NO	28	81
TOTAL	996	690	17,258	15,328




nap - Figures not applicable
 min - Minimum participation not met
 NO - Not offered

SPECIAL EVENTS PARTICIPATION/ PROGRAM HIGHLIGHTS

Easter Eggstravaganza

SPECIAL EVENTS	# of Participants	YEAR-TO-DATE	
		08/09	09/10
Firecracker Run		183	208
Mud Fest		235	275
Sweet Summer Night		480	NO
Horsemen's Center Campfire Programs		25	61
Fall Festival Run		85	68
Haunted House		350	374
Kiddie Carnival		300	600
Turkey Run		105	203
Apple Valley's Most Talented Kid		142	134
Rent-a-Santa		23	22
Santa in the Park		105	100
Movie Night in the Park		NO	75
Teen Art Festival		NO	200
Youth Track Meet		302	352
Bunny Run		221	166
Eggstravaganza		2,300	5,000
TOTAL		4856	7838



HIGHLIGHTS

The 4th Annual Easter Eggstravaganza was offered on Saturday, April 3rd at the James Woody Community Center. Co-hosted by the Optimist Club, the event featured fun for all ages with game booths, face painting, a bouncer slide and an Easter Egg Hunt.

nap - Figures not applicable
min - Minimum participation not met
NO - Not offered



VISION 2020



Goal #5 - Ample Parkland and Diverse Recreational Opportunities

Objective - Expand and enhance the Town's network of parkland and recreational opportunities.

Strategies

- Expand youth, senior and equestrian recreation programs.
- Identify secure funding sources.
- Develop partnerships.
- Develop Apple Valley Country Club as a self-sustaining facility.
- Update the Town's Park and Recreation Master Plan.

	# of Volunteers		# of Volunteers		# of Hours	
	MONTHLY		YEAR-TO-DATE		YEAR-TO-DATE	
	08/09	09/10	08/09	09/10	08/09	09/10
Volunteers/Volunteers	18	18	213	266	1248	2116
Coaches	12	4	214*	230	1061*	1162
TOTAL	30	22	427	496	2309	3278

*08/09 figures have been corrected.



Teen Zone members working at the Easter Eggstravaganza



nap - Figures not applicable
 min - Minimum participation not met
 NO - Not offered